

 **PLASSON**<sup>®</sup>  
Flow Solutions

Catalogue

**2024**



Celebrating  
60 Years  
of Innovation

# Catalogue 2024

PLASSON's innovative products revolutionized the way of connecting polyethylene pipes in the 1960's. We started with fittings for agricultural irrigation and later developed solutions for urban water distribution.

Nowadays, water delivery systems in many of the world's great cities owe their excellence to PLASSON's innovative research and development.

PLASSON ensures superior designs and products, the widest range of fittings and adaptors and a genuine commitment to quality, delivery and service.

PLASSON continues to strive for the future environment. By using PLASSON products, you help us to invest in our vision of a world where clean, pure water will be everyone's birthright.

En los años sesenta PLASSON revolucionó la forma de conectar tubos de polietileno. En el principio fueron conectores para uso agrícola a partir de los cuales se desarrollaron, más tarde, productos para distribución de agua en sistemas municipales.

Hoy en día, algunas de las más grandes ciudades del mundo, deben la excelencia de sus sistemas de suministro de aguas a la investigación y desarrollo de PLASSON.

PLASSON no ha ahorrado esfuerzos para desarrollar, mediante excelente diseño, empleando los mejores materiales y con un total compromiso de calidad y servicio, la más amplia línea de conectores y adaptadores.

Nuestro compromiso con el medio ambiente es permanente. Comprando productos PLASSON, usted está ayudándonos a seguir invirtiendo en nuestra visión de un mundo donde agua limpia y pura es un derecho natural de todos.

# Content

|                              |         |
|------------------------------|---------|
| Mechanical Fittings .....    | 6-90    |
| Electrofusion Fittings ..... | 94-161  |
| Electrofusion Tooling .....  | 165-188 |
| Series 1 Fittings .....      | 192-236 |
| Silver Line Fittings .....   | 241-255 |





A close-up photograph of two white, cylindrical mechanical fittings. The fittings have a flanged top and a hexagonal base. They are mounted on a dark, textured metal plate. The background is blurred, showing a greenish-grey color.

 **PLASSON**

# **MECHANICAL FITTINGS**

# Content

## MECHANICAL FITTINGS

|  |       |
|--|-------|
| Compression Fittings for PE pipe   | 14-41 |
| Conversion & Adaptor Sets from PE to Copper / UPVC / PP / Lead / Galvanised Pipe | 42-47 |
| Pipe Conversion Chart  | 48    |
| Accessories for Compression Fittings   | 49-55 |
| Fittings for 160mm PE Pipe   | 56-58 |
| Threaded Outlet Saddles  | 59-61 |
| Tapping Saddles & Valves   | 62-64 |
| BSP Threaded Fittings  | 65-70 |
| Valves   | 70-79 |
| Quarter Turn Valves  | 80-83 |
| Technical Specifications   | 84-85 |
| Installation Instructions for Compression Fittings                               | 86-88 |
| Installation Instructions for Pipe Adaptors Conversion Sets                      | 89-90 |
| Installation Instructions for Plass4 and Copper Pipe Adaptor (Universal Adaptor) |       |

## ACCESORIOS MECÁNICOS

|  |       |
|--|-------|
| Accesorios Mecánicos para tuberías de PEAD   | 14-41 |
| Juegos de conversión y adaptadores de PE a Cobre / PVC / PP / Plomo / Tubos galvanizados | 42-47 |
| Gráfico de conversiones para tuberías  | 48    |
| Recambios y Accesorios   | 49-55 |
| Accesorios para tuberías de PE 160mm   | 56-58 |
| Collarines / Tomas Simples   | 59-61 |
| Tomas en carga y Válvulas  | 62-64 |
| Accesorios roscados (Rosca BSP)  | 65-70 |
| Válvulas   | 70-79 |
| Válvulas Quarter Turn  | 80-83 |
| Detalles técnicos  | 84-85 |
| Instrucciones de montaje (para accesorios de compresión)                                 | 86-88 |
| Instrucciones de montaje (para adaptadores de tubos) Juegos de conversión                | 89-90 |
| Instrucciones de montaje de Plass4 & tubo de cobre y adaptador Universal                 |       |

## Compression Fittings

### 07010 / 87010

Page 14

Coupling  
Enlace recto



### 07610 / 87610

Page 15

Repair Coupling  
Enlace recto de reparación



### 07110 / 87110

Page 16

Reducing Coupling  
Enlace Recto Reductor



### 07020 / 87020

Page 17

Male Adaptor  
Enlace mixto rosca macho



### 07720

Page 18

Male Integral Brass Thread  
Enlace mixto rosca macho de latón



### 07030 / 87030

Page 19

Female Adaptor  
Enlace mixto rosca hembra



### 0703G

Page 20

Female Adaptor G  
Enlace mixto rosca hembra G



### 07320 / 87320

Page 20

Shouldered Adaptor  
Adaptador minero



### 07120 / 87120

Page 21

End Plug  
Tapón final



### 07050 / 87050

Page 22

90° Elbow  
Codo de 90°



### 07510

Page 22

90° Reducing Elbow  
Codo de 90° reductor



### 07850 / 87850

Page 23

90° Elbow with Threaded Male Offtake  
Codo de 90° compresión rosca macho



### 07770

Page 24

90° Elbow with Male Integral Brass  
Codo de 90° con macho integral de latón



### 07150 / 87150

Page 25

90° Elbow with Threaded Female Offtake  
Codo de 90° compresión rosca hembra



### 07060 / 87060

Page 26

45° Elbow  
Codo de 45°



### 07450

Page 26

45° Elbow with Threaded Male Offtake  
Codo de 45° compresión rosca macho



### 07350

Page 27

90° Elbow Adaptor  
Codo espiga



### 07750

Page 27

Wall Plate Elbow  
Codo de aplicación mural





**07040 / 87040**

Page 28

90° Tee  
Te de 90°



**0704P**

Page 29

90° Slip Tee  
Te de 90° de reparación



**07740**

Page 29

90° Enlarging Tee  
Te de 90° alargado



**07340 / 87340**

Page 30

90° Reducing Tee  
Te de 90° reductor



**07840**

Page 31

90° Tee with Threaded  
Male Offtake  
Te de 90° compresión  
rosca macho



**0714S0**

Page 31

90° Reducing Tee with  
Threaded Female Offtake  
Te de 90° reducción  
compresión rosca hembra



**07140 / 87140**

Page 32

90° Tee with Threaded  
Female Offtake  
Te de 90° compresión  
rosca hembra



**0714P0**

Page 33

90° Slip Tee with Threaded  
Female Offtake  
Te de 90° rosca hembra  
de reparación



**07810 / 87810**

Page 33

Coupling with Riser  
Enlace recto con  
derivación rosca macho



**07640 / 87640**

Page 34

45° Tee  
Te de 45°



**07220 / 87220**

Page 35

Compression Flange  
Adaptor (with metal flange)  
Adaptador compresión-  
brida (con brida de metal)



**072306 / 872306**

Page 36

Flange Adaptor (with  
metal flange)  
Adaptador espiga-brida  
(con brida de metal)



**07006**

Page 37

Metal Flange  
Brida de metal



**07250**

Page 38

Threaded Adaptor  
Adaptador compresión  
rosca macho



**07270**

Page 39

Brass Threaded Adaptor  
Adaptador rosca de latón



**070170**

Page 40

Plass4 (Universal) Coupling  
Plass4 Enlace (universal)



**070570**

Page 40

Plass4 (Universal)  
90° Elbow  
Plass4 - Codo de 90°  
(universal)



**07550**

Page 41

Y-fitting with Threaded  
Male Offtake  
Y compresión rosca macho



**07540**

Page 41

Cross with Threaded Female Offtake  
Cruz compresión rosca hembra



**0701QQ**

Page 46

Coupling for PVC Pipe  
Enlace recto para tubo de PVC



**Conversion & Adaptor Sets**

**071209**

Page 42

Plug Adaptor  
Tapón ciego



**077802**

Page 46

Conversion Set for Lead Pipe  
Juego adaptador para tubos de plomo



**07950**

Page 42

Pipe Liner for PE SDR 11 Pipe  
Refuerzo de tubos



**078908**

Page 47

Converter Rubber Adaptor for Galvanised Pipe  
Convertor de goma para tubos de acero galvanizado



**07896**

Page 43

Adaptor for Copper and Imperial UPVC  
Adaptador para cobre y UPVC



**078907**

Page 47

Conversion Set Adaptor for Galvanised Pipe  
Juego de conversion para tubos de acero galvanizado



**Accessories**

**07930 / 87930**

Page 43-44

Reducing Set  
Juego reductor



**07004 / 87004**

Page 49

Nut  
Racor



**07940**

Page 44

Modular Adaptor  
Adaptador modular



**07002**

Page 50

O - Ring NBR  
Junta tórica (NBR)



**0701C0**

Page 44

Copper Pipe Adaptor  
Adaptador para tubo de cobre



**070029**

Page 51

Seal - NBR  
Sello de NBR



**07970**

Page 45

Grip Ring for UPVC and PP Pipe  
Casquillo de apriete para tubos de UPVC y PP



**87910**

Page 52

Seal - EPDM  
Sello de EPDM



**07438**

Page 45

Conversion Set for Copper Pipe  
Juego adaptador para tubos de cobre



**07003**

Page 52

Split Ring - Polyacetal  
Casquillo de apriete (acetal)



**87003**

Page 53

Split Ring - Polyacetal  
Casquillo de apriete (acetel)



**07003**

Page 53

Split Ring - CPVC  
Casquilla de apriete (CPVC)



**87003V**

Page 54

Split Ring - CPVC  
Casquilla de apriete (CPVC)



**07005 / 87005**

Page 54

Insert  
Inserto de PP



**18960**

Page 55

Chamfer Tool for PE Pipes  
Herramienta para biselar



**07960**

Page 55

Chamfer Tool for PE Pipes  
Herramienta para biselar



**07990**

Page 55

PLASSON Wrench  
Llave PLASSON



**Fittings for 160mm Pipes**

**070106**

Page 56

Coupling  
Enlace recto



**070406**

Page 56

90° Tee  
Te de 90°



**070506**

Page 57

90° Elbow  
Codo de 90°



**072206**

Page 57

Compression Flange  
Adaptor (with metal flange)  
Adaptador compresión-  
brida (con brida de metal)



**072306**

Page 57

Flange Adaptor (with metal  
flange)  
Adaptador brida  
(con brida de metal)



**073206**

Page 58

Shouldered Adaptor  
Adaptador minero



**07006**

Page 58

Half Metal Flange  
Brida de metal



**Threaded Outlet Saddles**

**16076**

Page 59

Saddle Single Outlet with  
Reinforcing Ring  
Collarin simple con  
anillo de refuerzo



**16176**

Page 60

Saddle Double Outlet with  
Reinforcing Ring Options  
Collarin doble con  
anillo de refuerzo



**16005**

Page 61

Plated Nut & Bolt for Saddles  
Tornillo y tuerca de acero  
niquelado para collarin



## Tapping Saddles & Valves

**18680**

Page 61

Mechanical Tapping Valve  
Valvula Mecanica con salida  
rotatoria Tapper®



**16300**

Page 63

PLASSADDLE Threaded



**16310**

Page 64

PLASSADDLE Tapper



**1631R**

Page 64

PLASSADDLE Tapper Male



## BSP Threaded Fittings

**050107**

Page 65

Threaded Socket  
Manguito rosca  
hembra x hembra



**050207**

Page 65

Threaded Reducing Bushing  
Manguito reductor  
hembra x macho



**050407**

Page 66

90° Threaded Tee  
Te de 90° rosca hembra



**050507**

Page 66

90° Threaded Elbow  
Codo de 90° rosca hembra



**051507**

Page 67

90° Threaded Elbow  
Male x Female  
Codo roscado-macho  
x hembra



**050605**

Page 67

Threaded Reducing Nipple  
Machón doble reductor



**050607**

Page 68

Threaded Nipple  
Machón doble



**050707**

Page 68

Threaded Cap  
Machón doble



**051107**

Page 69

Threaded Reducing Socket  
Manguito reductor rosca  
hembra - hembra



**051607**

Page 69

Threaded Riser  
Espiga roscada



**051707**

Page 70

Threaded Plug  
Tapón rosca macho



## Valves

**03703**

Page 70

Ball Valve  
Válvula esférica



**0370302**

Page 71

PA Ball Valve Female x Male



**03405**

Page 71

Threaded Stoptap  
(Seal NBR)  
Válvula de línea rosca  
hembra (juntas NBR)



**03407**

Page 71

Compression Stoptap  
(Seal NBR)  
Válvula de línea  
compresión (juntas NBR)



**03048 / 03948**

Page 72

Angle Seat Valve (Seal NBR)  
Threaded x Compression  
Válvula de asiento angular  
compresión - rosca  
macho - juntas NBR



**03047**

Page 72

Angle Seat Valve (seal NBR),  
Threaded Inlet & Outlet  
Válvula de asiento angular  
(sello NBR), roscas macho



**03049**

Page 73

Angle Seat Valve (seal FPM),  
Threaded Inlet & Outlet  
Válvula de asiento angular  
(sello FPM), roscas macho



**03046**

Page 73

Angle Seat Valve (Seal NBR)  
Compression Inlet & Outlet  
Válvula de asiento angular,  
(sello NBR) compresión



**03067 / 03068**

Page 74

Check Valve (Seal EPDM)  
Threaded Inlet & Outlet  
Válvula antirretorno, (sello  
EPDM) roscas macho



**03801**

Page 74

Fix Ratio Pressure  
Reducing Valve



**0220**

Page 74

Universal Pressure  
Regulator UPR 550



**03039**

Page 75

Quick Coupling Valve  
(Seal NBR)  
Válvula de acople  
rápido (juntas NBR)



**03139**

Page 75

Key for Quick Coupling  
Valve 3039  
Conexión de acople rápido



**03226 / 03227**

Page 75

Check Valve Insert  
Valvula de control



**03589**

Page 76

Male Rc thread to G  
threaded Free Nut



**03510T**

Page 76

Water Meter Seat



**035100**

Page 77

Water Meter Manifold  
Soporte para control  
de flujo de agua



**036010**

Page 77

PP Ball Valve  
PP Válvula de esfera



**036020**

Page 78

PP Ball Valve Male Adaptor  
PP Válvula de esfera  
rosca macho



**036030**

Page 78

PP Ball Valve Female  
Adaptor PP Válvula de  
esfera rosca hembra



**Quarter Turn Valves**

**03010**

Page 79

Quarter Turn Valve Male  
Threaded x Compression  
Rosca Macho/ Compression



**03012**

Page 79

Quarter Turn Valve  
Male Threaded  
x Female Threaded  
Rosca Macho/Rosca Hembra



**03017**

Page 79

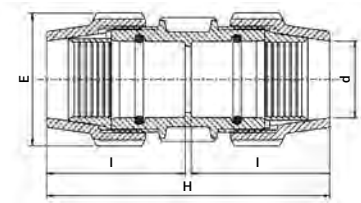
Quarter Turn Valve  
Compression x Compression  
Compression



# Coupling

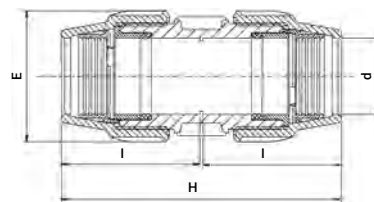
07010

Enlace recto



| Product Code | Size d x d | E   | H   | I   | UB | UC  | W    |
|--------------|------------|-----|-----|-----|----|-----|------|
| 070106016    | 16 x 16    | 39  | 105 | 50  | 10 | 400 | 52   |
| 070100020    | 20 x 20    | 48  | 122 | 59  | 10 | 200 | 93   |
| 070100025    | 25 x 25    | 54  | 126 | 61  | 10 | 180 | 116  |
| 070100032    | 32 x 32    | 64  | 145 | 71  | 5  | 100 | 181  |
| 070100040    | 40 x 40    | 82  | 177 | 87  | —  | 75  | 310  |
| 070100050    | 50 x 50    | 96  | 201 | 98  | —  | 45  | 457  |
| 070100063    | 63 x 63    | 113 | 230 | 113 | —  | 30  | 741  |
| 070100125    | 125 x 125  | 212 | 460 | 225 | —  | 3   | 5347 |

87010

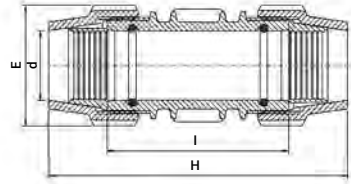


| Product Code | Size d x d | E   | H   | I   | UB | UC | W    |
|--------------|------------|-----|-----|-----|----|----|------|
| 870100075    | 75 x 75    | 132 | 289 | 143 | —  | 16 | 1246 |
| 870100090    | 90 x 90    | 152 | 334 | 164 | —  | 9  | 1893 |
| 870100110    | 110 x 110  | 181 | 398 | 196 | —  | 5  | 3321 |

## Repair Coupling

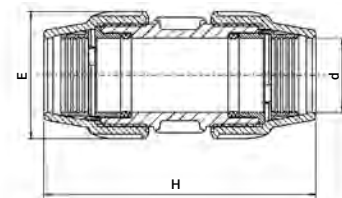
07610

Enlace recto de reparación



| Product Code | Size d x d | E   | H   | I   | UB | UC  | W    |
|--------------|------------|-----|-----|-----|----|-----|------|
| 076100020    | 20 x 20    | 48  | 122 | 78  | 10 | 240 | 141  |
| 076100025    | 25 x 25    | 54  | 136 | 90  | 10 | 150 | 119  |
| 076100032    | 32 x 32    | 64  | 174 | 120 | 5  | 80  | 202  |
| 076100040    | 40 x 40    | 82  | 215 | 148 | —  | 55  | 360  |
| 076100050    | 50 x 50    | 96  | 244 | 158 | —  | 30  | 536  |
| 076100063    | 63 x 63    | 113 | 270 | 170 | —  | 24  | 836  |
| 076100125    | 125 x 125  | 212 | 460 | 265 | —  | 3   | 5318 |

87610

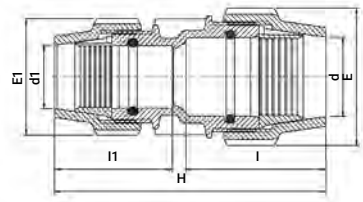


| Product Code | Size d x d | E   | H   | UB | UC  | W    |
|--------------|------------|-----|-----|----|-----|------|
| 876100075    | 75 x 75    | 132 | 289 | —  | 450 | 1205 |
| 876100090    | 90 x 90    | 152 | 334 | —  | 450 | 1893 |
| 876100110    | 110 x 110  | 181 | 398 | —  | 130 | 3258 |

# Reducing Coupling

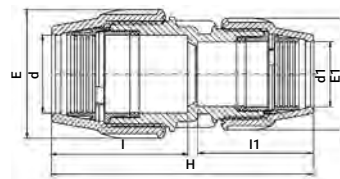
07110

## Enlace Recto Reductor



| Product Code | Size d x d1 | E   | E1 | H   | I   | I1 | UB | UC  | W   |
|--------------|-------------|-----|----|-----|-----|----|----|-----|-----|
| 071100020016 | 20 x 16     | 48  | 39 | 111 | 57  | 50 | 10 | 300 | 74  |
| 071100025016 | 25 x 16     | 54  | 39 | 113 | 58  | 50 | 10 | 220 | 88  |
| 071100025020 | 25 x 20     | 54  | 48 | 119 | 58  | 57 | 10 | 200 | 100 |
| 071100032020 | 32 x 20     | 64  | 48 | 140 | 67  | 57 | 5  | 150 | 142 |
| 071100032025 | 32 x 25     | 64  | 54 | 133 | 67  | 58 | 5  | 120 | 143 |
| 071100040025 | 40 x 25     | 82  | 54 | 156 | 84  | 58 | —  | 90  | 219 |
| 071100040032 | 40 x 32     | 82  | 64 | 156 | 84  | 67 | —  | 90  | 245 |
| 071100050025 | 50 x 25     | 96  | 54 | 176 | 93  | 58 | —  | 70  | 305 |
| 071100050032 | 50 x 32     | 96  | 64 | 175 | 98  | 62 | —  | 70  | 332 |
| 071100050040 | 50 x 40     | 96  | 82 | 184 | 93  | 84 | —  | 60  | 381 |
| 071100063025 | 63 x 25     | 113 | 54 | 193 | 110 | 58 | —  | 50  | 461 |
| 071100063032 | 63 x 32     | 113 | 64 | 197 | 110 | 62 | —  | 45  | 486 |
| 071100063040 | 63 x 40     | 113 | 82 | 208 | 110 | 82 | —  | 40  | 546 |
| 071100063050 | 63 x 50     | 113 | 96 | 214 | 110 | 93 | —  | 36  | 574 |

87110



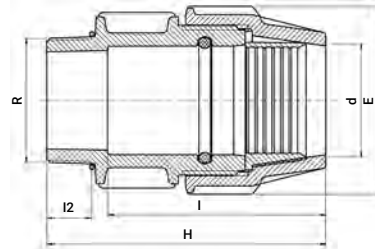
| Product Code | Size d x d1 | E   | E1  | H   | I   | I1  | UB | UC | W    |
|--------------|-------------|-----|-----|-----|-----|-----|----|----|------|
| 871100075050 | 75 x 50     | 132 | 96  | 250 | 137 | 98  | —  | 22 | 920  |
| 871100075063 | 75 x 63     | 132 | 113 | 257 | 137 | 112 | —  | 18 | 964  |
| 871100090063 | 90 x 63     | 152 | 113 | 291 | 169 | 115 | —  | 12 | 1397 |
| 871100090075 | 90 x 75     | 152 | 132 | 316 | 169 | 139 | —  | 10 | 1663 |
| 871100110090 | 110 x 90    | 181 | 152 | 380 | 196 | 161 | —  | 6  | 2719 |



# Male Adaptor

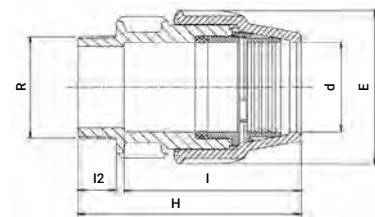
07020

Enlace mixto rosca macho



| Product Code   | Size d x R  | E   | H   | I   | I2 | UB | UC  | W   |
|----------------|-------------|-----|-----|-----|----|----|-----|-----|
| 0702060160030A | 16 x 3/8"   | 39  | 76  | 59  | 13 | 10 | 600 | 33  |
| 070206016005   | 16 x 1/2"   | 39  | 79  | 59  | 16 | 10 | 500 | 34  |
| 070206016007   | 16 x 3/4"   | 39  | 79  | 59  | 17 | 10 | 500 | 35  |
| 070200020005   | 20 x 1/2"   | 48  | 92  | 71  | 17 | 10 | 350 | 58  |
| 070200020007   | 20 x 3/4"   | 48  | 92  | 71  | 18 | 10 | 350 | 59  |
| 070200020010   | 20 x 1"     | 48  | 86  | 52  | 20 | 10 | 350 | 60  |
| 070200025005   | 25 x 1/2"   | 54  | 94  | 72  | 17 | 10 | 250 | 68  |
| 070200025007   | 25 x 3/4"   | 54  | 95  | 72  | 18 | 10 | 250 | 73  |
| 070200025010   | 25 x 1"     | 54  | 97  | 72  | 20 | 10 | 250 | 79  |
| 070200032007   | 32 x 3/4"   | 64  | 106 | 83  | 18 | 5  | 150 | 113 |
| 070200032010   | 32 x 1"     | 64  | 107 | 83  | 20 | 5  | 150 | 122 |
| 070200032013   | 32 x 1 1/4" | 64  | 110 | 83  | 22 | 5  | 150 | 114 |
| 070200032015   | 32 x 1 1/2" | 64  | 110 | 83  | 22 | 5  | 140 | 127 |
| 070200040010   | 40 x 1"     | 82  | 118 | 91  | 20 | —  | 110 | 184 |
| 070200040013   | 40 x 1 1/4" | 82  | 117 | 90  | 22 | —  | 110 | 185 |
| 070200040015   | 40 x 1 1/2" | 82  | 117 | 90  | 22 | —  | 100 | 185 |
| 070200040020   | 40 x 2"     | 82  | 123 | 91  | 26 | —  | 100 | 208 |
| 070200050010   | 50 x 1"     | 96  | 133 | 106 | 20 | —  | 70  | 266 |
| 070200050013   | 50 x 1 1/4" | 96  | 136 | 106 | 22 | —  | 70  | 266 |
| 070200050015   | 50 x 1 1/2" | 96  | 136 | 109 | 22 | —  | 70  | 277 |
| 070200050020   | 50 x 2"     | 96  | 140 | 109 | 26 | —  | 65  | 284 |
| 070200063013   | 63 x 1 1/4" | 113 | 154 | 123 | 22 | —  | 48  | 443 |
| 070200063015   | 63 x 1 1/2" | 113 | 154 | 123 | 22 | —  | 48  | 451 |
| 070200063020   | 63 x 2"     | 113 | 167 | 123 | 26 | —  | 48  | 461 |
| 070200063025   | 63 x 2 1/2" | 113 | 160 | 123 | 29 | —  | 45  | 459 |

87020

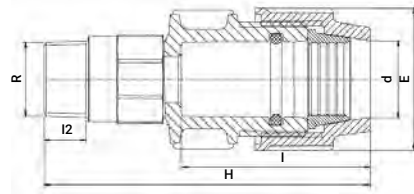


| Product Code | Size d x R  | E   | H   | I   | I2 | UB | UC | W    |
|--------------|-------------|-----|-----|-----|----|----|----|------|
| 870200075020 | 75 x 2"     | 132 | 189 | 156 | 26 | —  | 28 | 737  |
| 870200075025 | 75 x 2 1/2" | 132 | 192 | 156 | 29 | —  | 28 | 752  |
| 870200075030 | 75 x 3"     | 132 | 196 | 156 | 33 | —  | 25 | 751  |
| 870200090020 | 90 x 2"     | 152 | 226 | 169 | 26 | —  | 16 | 1103 |
| 870200090025 | 90 x 2 1/2" | 152 | 229 | 169 | 29 | —  | 16 | 1097 |
| 870200090030 | 90 x 3"     | 152 | 232 | 169 | 33 | —  | 16 | 1090 |
| 870200090040 | 90 x 4"     | 152 | 238 | 169 | 38 | —  | 12 | 1133 |
| 870200110020 | 110 x 2"    | 181 | 263 | 215 | 26 | —  | 8  | 1933 |
| 870200110030 | 110 x 3"    | 181 | 259 | 215 | 33 | —  | 8  | 1933 |
| 870200110040 | 110 x 4"    | 181 | 267 | 215 | 42 | —  | 8  | 1944 |

# Male Integral Brass Thread

07720

Enlace mixto rosca macho de laton

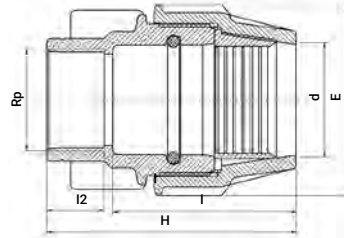


| Product Code | Size d x R  | E   | H   | I   | I2 | UB | UC  | W   |
|--------------|-------------|-----|-----|-----|----|----|-----|-----|
| 077200032007 | 32 x 3/4"   | 64  | 139 | 83  | 18 | 1  | 100 | 240 |
| 077200032010 | 32 x 1"     | 64  | 141 | 83  | 20 | 1  | 100 | 276 |
| 077200032013 | 32 x 1 1/4" | 64  | 142 | 83  | 22 | 1  | 75  | 300 |
| 077200032015 | 32 x 1 1/2" | 64  | 142 | 83  | 22 | 1  | 75  | 330 |
| 077200040007 | 40 x 3/4"   | 82  | 149 | 91  | 18 | 1  | 55  | 413 |
| 077200040010 | 40 x 1"     | 82  | 151 | 91  | 20 | 1  | 65  | 413 |
| 077200040013 | 40 x 1 1/4" | 82  | 154 | 91  | 22 | 1  | 65  | 428 |
| 077200040015 | 40 x 1 1/2" | 82  | 153 | 91  | 22 | 1  | 55  | 428 |
| 077200050010 | 50 x 1"     | 96  | 169 | 106 | 20 | 1  | 45  | 539 |
| 077200050013 | 50 x 1 1/4" | 96  | 172 | 106 | 22 | 1  | 45  | 563 |
| 077200050015 | 50 x 1 1/2" | 96  | 172 | 106 | 22 | 1  | 45  | 586 |
| 077200063013 | 63 x 1 1/4" | 113 | 190 | 123 | 22 | 1  | 30  | 842 |
| 077200063015 | 63 x 1 1/2" | 113 | 190 | 123 | 22 | 1  | 30  | 874 |
| 077200063020 | 63 x 2"     | 113 | 194 | 123 | 26 | 1  | 30  | 855 |

## Female Adaptor

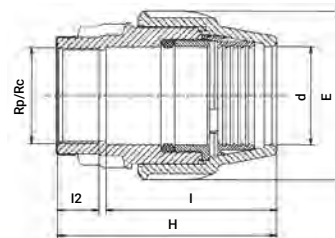
07030

Enlace mixto rosca hembra



| Product Code | Size d x Rp | E   | H   | I   | I2 | UB | UC  | W   |
|--------------|-------------|-----|-----|-----|----|----|-----|-----|
| 070306016005 | 16 x 1/2"   | 39  | 73  | 52  | 19 | 10 | 500 | 36  |
| 070306016007 | 16 x 3/4"   | 39  | 75  | 53  | 19 | 10 | 500 | 36  |
| 070300020005 | 20 x 1/2"   | 48  | 82  | 60  | 19 | 10 | 350 | 60  |
| 070300020007 | 20 x 3/4"   | 48  | 82  | 60  | 19 | 10 | 350 | 58  |
| 070300020010 | 20 x 1"     | 48  | 92  | 57  | 21 | 10 | 300 | 68  |
| 070300025007 | 25 x 3/4"   | 54  | 88  | 63  | 21 | 10 | 250 | 83  |
| 070300025010 | 25 x 1"     | 54  | 88  | 63  | 21 | 10 | 250 | 78  |
| 070300032007 | 32 x 3/4"   | 64  | 94  | 73  | 19 | 5  | 150 | 107 |
| 070300032010 | 32 x 1"     | 64  | 94  | 69  | 21 | 5  | 150 | 115 |
| 070300032013 | 32 x 1 1/4" | 64  | 96  | 67  | 25 | 5  | 140 | 140 |
| 070300040010 | 40 x 1"     | 82  | 112 | 84  | 21 | —  | 110 | 178 |
| 070300040013 | 40 x 1 1/4" | 82  | 114 | 84  | 25 | —  | 110 | 202 |
| 070300040015 | 40 x 1 1/2" | 82  | 114 | 84  | 25 | —  | 100 | 225 |
| 070300050013 | 50 x 1 1/4" | 96  | 123 | 93  | 25 | —  | 75  | 276 |
| 070300050015 | 50 x 1 1/2" | 96  | 123 | 93  | 25 | —  | 70  | 277 |
| 070300050020 | 50 x 2"     | 96  | 128 | 93  | 30 | —  | 70  | 294 |
| 070300063013 | 63 x 1 1/4" | 113 | 139 | 110 | 25 | —  | 48  | 417 |
| 070300063015 | 63 x 1 1/2" | 113 | 139 | 110 | 25 | —  | 48  | 438 |
| 070300063020 | 63 x 2"     | 113 | 148 | 110 | 30 | —  | 48  | 443 |

87030

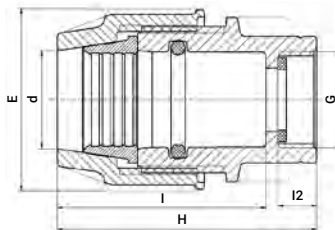


| Product Code | Size d x Rp/Rc | E   | H   | I   | I2 | UB | UC | W    |
|--------------|----------------|-----|-----|-----|----|----|----|------|
| 870300075020 | 75 x 2"        | 132 | 181 | 137 | 30 | —  | 27 | 692  |
| 870300075025 | 75 x 2 1/2"    | 132 | 175 | 137 | 33 | —  | 27 | 730  |
| 870300090020 | 90 x 2"        | 152 | 212 | 182 | 30 | —  | 14 | 1130 |
| 870300090030 | 90 x 3"        | 152 | 222 | 182 | 40 | —  | 14 | 1183 |
| 870300090040 | 90 x 4"        | 152 | 242 | 182 | 50 | —  | 12 | 1518 |
| 870300110030 | 110 x 3"       | 181 | 263 | 215 | 42 | —  | 8  | 2007 |
| 870300110040 | 110 x 4"       | 181 | 273 | 215 | 52 | —  | 8  | 2136 |

## Female Adaptor G

0703G0\*

Enlace mixto rosca hembra G



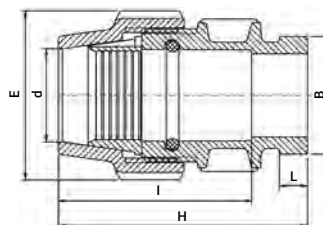
| Product Code | Size d x G | E  | H  | I  | I2 | UB | UC  | W   |
|--------------|------------|----|----|----|----|----|-----|-----|
| 0703G0025007 | 25 x 3/4"  | 54 | 88 | 63 | 12 | 10 | 250 | 83  |
| 0703G0025010 | 25 x 1"    | 54 | 88 | 63 | 14 | 10 | 250 | 78  |
| 0703G0032010 | 32 x 1"    | 64 | 89 | 72 | 14 | 5  | 150 | 115 |

\* For connecting parallel male thread | \* Para conectar rosca macho paralelo

## Shouldered Adaptor

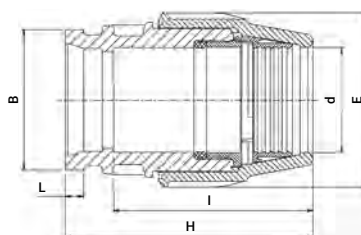
07320

Adaptador minero



| Product Code | Size d x DN (inch) | E   | I   | L  | H   | B  | UB | UC | W   |
|--------------|--------------------|-----|-----|----|-----|----|----|----|-----|
| 073200050020 | 50 x 50 (2")       | 96  | 109 | 16 | 138 | 67 | —  | 65 | 293 |
| 073200063020 | 63 x 50 (2")       | 113 | 123 | 16 | 156 | 67 | —  | 45 | 437 |

87320

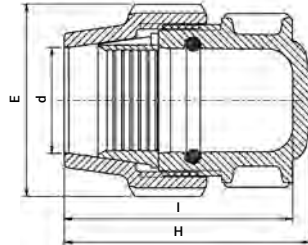


| Product Code | Size d x DN (inch) | E   | I   | L  | H   | B   | UB | UC  | W    |
|--------------|--------------------|-----|-----|----|-----|-----|----|-----|------|
| 873200090040 | 90 x 100 (4")      | 152 | 169 | 16 | 230 | 123 | —  | 400 | 1249 |
| 873200110040 | 110 x 100 (4")     | 181 | 215 | 16 | 257 | 123 | —  | 450 | 1968 |

## End Plug

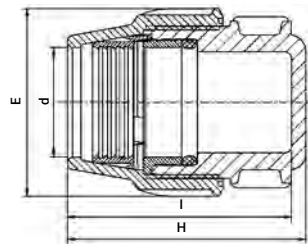
07120

Tapón final



| Product Code | Size d | E   | H   | I   | UB | UC  | W   |
|--------------|--------|-----|-----|-----|----|-----|-----|
| 071200020    | 20     | 48  | 79  | 74  | 10 | 350 | 57  |
| 071200025    | 25     | 54  | 82  | 77  | 10 | 250 | 72  |
| 071200032    | 32     | 64  | 92  | 87  | 5  | 180 | 108 |
| 071200040    | 40     | 82  | 102 | 97  | —  | 110 | 186 |
| 071200050    | 50     | 96  | 121 | 114 | —  | 75  | 270 |
| 071200063    | 63     | 113 | 145 | 122 | —  | 45  | 448 |

87120

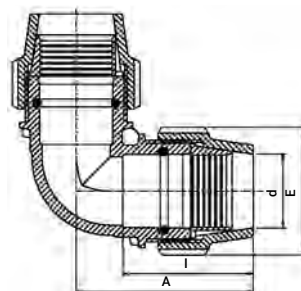


| Product Code | Size d | E   | H   | I   | UB | UC | W    |
|--------------|--------|-----|-----|-----|----|----|------|
| 871200075    | 75     | 132 | 177 | 161 | —  | 28 | 740  |
| 871200090    | 90     | 152 | 211 | 169 | —  | 16 | 1082 |
| 871200110    | 110    | 181 | 234 | 221 | —  | 10 | 1924 |

## 90° Elbow

07050

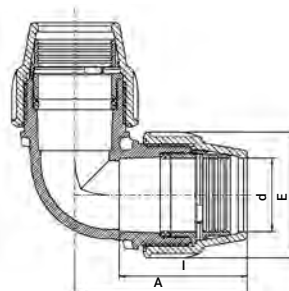
Codo de 90°



| Product Code | Size d x d | E   | I   | A   | UB | UC  | W   |
|--------------|------------|-----|-----|-----|----|-----|-----|
| 070506016*   | 16 x 16    | 39  | 50  | 63  | 10 | 350 | 57  |
| 070500020    | 20 x 20    | 48  | 56  | 73  | 10 | 200 | 95  |
| 070500025    | 25 x 25    | 54  | 58  | 79  | 10 | 150 | 122 |
| 070500032    | 32 x 32    | 64  | 67  | 93  | 5  | 100 | 187 |
| 070500040    | 40 x 40    | 82  | 82  | 108 | —  | 60  | 341 |
| 070500050    | 50 x 50    | 96  | 93  | 127 | —  | 35  | 497 |
| 070500063    | 63 x 63    | 113 | 110 | 151 | —  | 24  | 838 |

\* Only available in black

87050

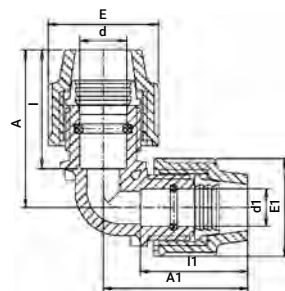


| Product Code | Size d x d | E   | I   | A   | UB | UC | W    |
|--------------|------------|-----|-----|-----|----|----|------|
| 870500075    | 75 x 75    | 132 | 137 | 184 | —  | 12 | 1362 |
| 870500090    | 90 x 90    | 152 | 161 | 216 | —  | 8  | 2171 |
| 870500110    | 110 x 110  | 181 | 196 | 294 | —  | 4  | 4005 |

## 90° Reducing Elbow

07510

Codo de 90° reductor

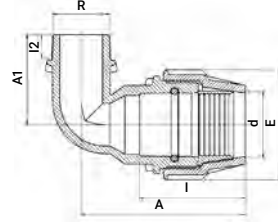


| Product Code | Size d x d1 | E  | E1 | I  | I1 | A  | A1 | UB | UC  | W   |
|--------------|-------------|----|----|----|----|----|----|----|-----|-----|
| 075100025020 | 25 x 20     | 54 | 48 | 58 | 57 | 90 | 75 | 10 | 180 | 114 |

## 90° Elbow with Threaded Male Offtake

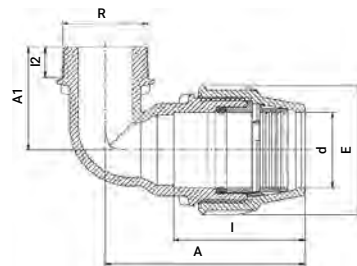
07850

Codo de 90° compresión rosca macho



| Product Code | Size d x R  | E   | I   | I2 | A   | A1 | UB | UC  | W   |
|--------------|-------------|-----|-----|----|-----|----|----|-----|-----|
| 078500020005 | 20 x 1/2"   | 48  | 57  | 17 | 74  | 41 | 10 | 350 | 55  |
| 078500020007 | 20 x 3/4"   | 48  | 57  | 18 | 76  | 43 | 10 | 300 | 64  |
| 078500025005 | 25 x 1/2"   | 54  | 58  | 17 | 85  | 47 | 10 | 240 | 70  |
| 078500025007 | 25 x 3/4"   | 54  | 58  | 18 | 90  | 48 | 10 | 250 | 79  |
| 078500025010 | 25 x 1"     | 54  | 58  | 20 | 90  | 54 | 10 | 240 | 84  |
| 078500032007 | 32 x 3/4"   | 64  | 67  | 18 | 104 | 55 | 5  | 140 | 116 |
| 078500032010 | 32 x 1"     | 64  | 67  | 20 | 104 | 55 | 5  | 140 | 128 |
| 078500032013 | 32 x 1 1/4" | 64  | 67  | 22 | 104 | 58 | 5  | 140 | 135 |
| 078500040010 | 40 x 1"     | 82  | 84  | 20 | 124 | 60 | —  | 90  | 196 |
| 078500040013 | 40 x 1 1/4" | 82  | 84  | 22 | 124 | 66 | —  | 90  | 205 |
| 078500040015 | 40 x 1 1/2" | 82  | 84  | 22 | 124 | 66 | —  | 80  | 220 |
| 078500050010 | 50 x 1"     | 96  | 93  | 20 | 140 | 71 | —  | 55  | 294 |
| 078500050013 | 50 x 1 1/4" | 96  | 93  | 22 | 144 | 74 | —  | 55  | 335 |
| 078500050015 | 50 x 1 1/2" | 96  | 93  | 22 | 144 | 74 | —  | 55  | 321 |
| 078500050020 | 50 x 2"     | 96  | 93  | 26 | 144 | 76 | —  | 55  | 373 |
| 078500063013 | 63 x 1 1/4" | 113 | 110 | 22 | 168 | 76 | —  | 35  | 451 |
| 078500063015 | 63 x 1 1/2" | 113 | 110 | 22 | 168 | 76 | —  | 35  | 468 |
| 078500063020 | 63 x 2"     | 113 | 110 | 26 | 170 | 92 | —  | 35  | 518 |

87850

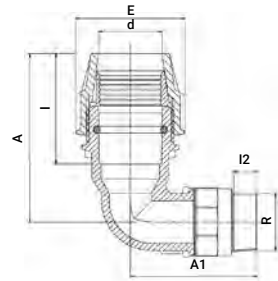


| Product Code | Size d x R  | E   | I   | I2 | A   | A1  | UB | UC  | W    |
|--------------|-------------|-----|-----|----|-----|-----|----|-----|------|
| 878500075025 | 75 x 2 1/2" | 132 | 137 | 30 | 207 | 105 | —  | 24  | 872  |
| 878500075030 | 75 x 3"     | 132 | 137 | 33 | 207 | 110 | —  | 40  | 934  |
| 878500090030 | 90 x 3"     | 152 | 164 | 33 | 232 | 110 | —  | 15  | 1356 |
| 878500110040 | 110 x 4"    | 181 | 196 | 42 | 276 | 140 | —  | 100 | 2324 |

# 90° Elbow with Male Integral Brass

07770

Code de 90° con macho integral de latón



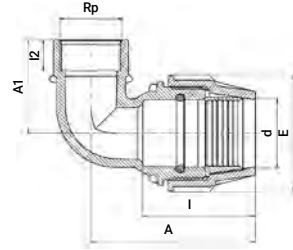
| Product Code | Size d x R  | E   | I   | I2 | A   | A1  | UB | UC | W   |
|--------------|-------------|-----|-----|----|-----|-----|----|----|-----|
| 077700032007 | 32 x 3/4"   | 64  | 67  | 18 | 104 | 79  | 1  | 75 | 270 |
| 077700032010 | 32 x 1"     | 64  | 67  | 20 | 104 | 81  | 1  | 70 | 286 |
| 077700032013 | 32 x 1 1/4" | 64  | 67  | 22 | 104 | 82  | 1  | 70 | 343 |
| 077700032015 | 32 x 1 1/2" | 64  | 67  | 22 | 104 | 82  | 1  | 70 | 360 |
| 077700040007 | 40 x 3/4"   | 82  | 84  | 18 | 124 | 86  | 1  | 55 | 435 |
| 077700040010 | 40 x 1"     | 82  | 84  | 20 | 124 | 88  | 1  | 55 | 435 |
| 077700040013 | 40 x 1 1/4" | 82  | 84  | 22 | 124 | 90  | 1  | 55 | 450 |
| 077700040015 | 40 x 1 1/2" | 82  | 84  | 22 | 124 | 89  | 1  | 55 | 460 |
| 077700050010 | 50 x 1"     | 96  | 93  | 20 | 144 | 94  | 1  | 40 | 592 |
| 077700050013 | 50 x 1 1/4" | 96  | 93  | 22 | 144 | 97  | 1  | 40 | 613 |
| 077700050015 | 50 x 1 1/2" | 96  | 93  | 22 | 144 | 97  | 1  | 40 | 613 |
| 077700063013 | 63 x 1 1/4" | 113 | 110 | 22 | 168 | 126 | 1  | 27 | 895 |
| 077700063015 | 63 x 1 1/2" | 113 | 110 | 22 | 168 | 126 | 1  | 27 | 955 |
| 077700063020 | 63 x 2"     | 113 | 110 | 26 | 170 | 129 | 1  | 27 | 987 |



## 90° Elbow with Threaded Female Offtake

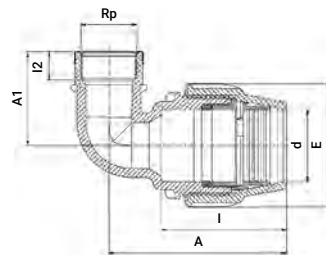
07150

Codo de 90° compresión rosca hembra



| Product Code | Size d x Rp | E   | I   | I2 | A   | A1 | UB | UC  | W   |
|--------------|-------------|-----|-----|----|-----|----|----|-----|-----|
| 071506016005 | 16 x 1/2"   | 39  | 50  | 19 | 66  | 39 | 10 | 500 | 38  |
| 071500020005 | 20 x 1/2"   | 48  | 54  | 19 | 78  | 40 | 10 | 350 | 61  |
| 071500020007 | 20 x 3/4"   | 48  | 57  | 19 | 78  | 44 | 10 | 300 | 71  |
| 071500025005 | 25 x 1/2"   | 54  | 58  | 18 | 81  | 46 | 10 | 250 | 86  |
| 071500025007 | 25 x 3/4"   | 54  | 58  | 19 | 81  | 46 | 10 | 250 | 81  |
| 071500025010 | 25 x 1"     | 54  | 58  | 21 | 83  | 50 | 10 | 220 | 90  |
| 071500032007 | 32 x 3/4"   | 64  | 67  | 18 | 95  | 54 | 5  | 150 | 143 |
| 071500032010 | 32 x 1"     | 64  | 67  | 21 | 95  | 54 | 5  | 150 | 136 |
| 071500032013 | 32 x 1 1/4" | 64  | 67  | 25 | 99  | 60 | 5  | 120 | 167 |
| 071500040010 | 40 x 1"     | 82  | 84  | 21 | 119 | 52 | —  | 100 | 201 |
| 071500040013 | 40 x 1 1/4" | 82  | 84  | 25 | 119 | 62 | —  | 90  | 246 |
| 071500040015 | 40 x 1 1/2" | 82  | 84  | 25 | 119 | 62 | —  | 80  | 261 |
| 071500040020 | 40 x 2"     | 82  | 84  | 30 | 119 | 75 | —  | 65  | 293 |
| 071500050010 | 50 x 1"     | 96  | 93  | 21 | 133 | 57 | —  | 70  | 281 |
| 071500050013 | 50 x 1 1/4" | 96  | 93  | 25 | 133 | 67 | —  | 60  | 313 |
| 071500050015 | 50 x 1 1/2" | 96  | 93  | 25 | 135 | 66 | —  | 60  | 344 |
| 071500050020 | 50 x 2"     | 96  | 93  | 30 | 138 | 85 | —  | 45  | 387 |
| 071500063013 | 63 x 1 1/4" | 113 | 110 | 25 | 162 | 65 | —  | 35  | 488 |
| 071500063015 | 63 x 1 1/2" | 113 | 110 | 25 | 162 | 69 | —  | 35  | 504 |
| 071500063020 | 63 x 2"     | 113 | 110 | 30 | 160 | 90 | —  | 35  | 559 |

87150

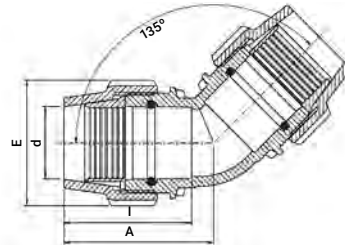


| Product Code | Size d x Rp | E   | I   | I2 | A   | A1  | UB | UC | W   |
|--------------|-------------|-----|-----|----|-----|-----|----|----|-----|
| 871500075020 | 75 x 2"     | 132 | 137 | 30 | 193 | 100 | —  | 20 | 860 |
| 871500075025 | 75 x 2 1/2" | 132 | 137 | 36 | 196 | 105 | —  | 18 | 933 |
| 871500075030 | 75 x 3"     | 132 | 137 | 36 | 196 | 105 | —  | 18 | 982 |

## 45° Elbow

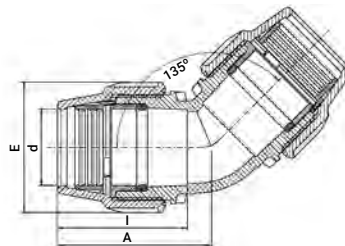
07060

Codo de 45°



| Product Code | Size d x d | E   | I   | A   | UB | UC  | W   |
|--------------|------------|-----|-----|-----|----|-----|-----|
| 070600032    | 32 x 32    | 64  | 67  | 92  | 5  | 100 | 189 |
| 070600040    | 40 x 40    | 82  | 84  | 99  | —  | 60  | 330 |
| 070600050    | 50 x 50    | 96  | 93  | 110 | —  | 40  | 476 |
| 070600063    | 63 x 63    | 113 | 110 | 130 | —  | 24  | 772 |

87060

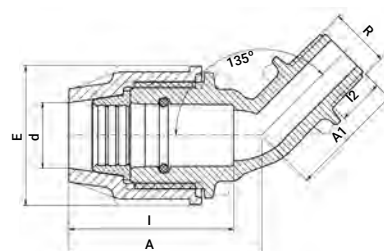


| Product Code | Size d x d | E   | I   | A   | UB | UC | W    |
|--------------|------------|-----|-----|-----|----|----|------|
| 870600075    | 75 x 75    | 132 | 137 | 159 | —  | 12 | 1265 |
| 870600090    | 90 x 90    | 152 | 164 | 194 | —  | 8  | 2040 |
| 870600110    | 110 x 110  | 181 | 196 | 237 | —  | 4  | 3558 |

## 45° Elbow with Threaded Male Offtake

07450

Codo de 45° compresión rosca macho

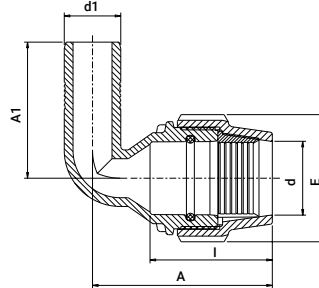


| Product Code | Size d x R | E  | I  | I2 | A  | A1 | UB | UC  | W  |
|--------------|------------|----|----|----|----|----|----|-----|----|
| 074500020005 | 20 x 1/2"  | 48 | 57 | 17 | 64 | 40 | 10 | 350 | 54 |
| 074500020007 | 20 x 3/4"  | 48 | 57 | 18 | 64 | 41 | 10 | 350 | 55 |

## 90° Elbow Adaptor

07350

Codo espiga

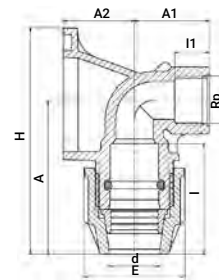


| Product Code | Size d x d1 | E   | I   | A   | A1  | UB | UC | W   |
|--------------|-------------|-----|-----|-----|-----|----|----|-----|
| 073500040040 | 40 x 40     | 82  | 84  | 118 | 106 | —  | 80 | 314 |
| 073500040050 | 40 x 50     | 82  | 84  | 118 | 120 | —  | 70 | 275 |
| 073500050040 | 50 x 40     | 96  | 93  | 136 | 106 | —  | 60 | 308 |
| 073500050050 | 50 x 50     | 96  | 93  | 136 | 120 | —  | 55 | 356 |
| 073500063040 | 63 x 40     | 113 | 110 | 161 | 106 | —  | 40 | 450 |
| 073500063050 | 63 x 50     | 113 | 110 | 161 | 120 | —  | 35 | 511 |

## Wall Plate Elbow

07750

Codo de aplicación mural

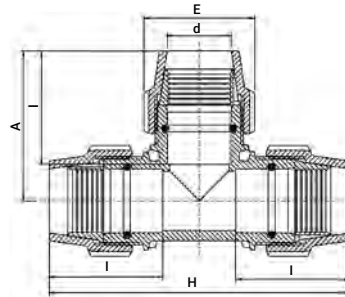


| Product Code | Size d x Rp | E  | H   | I  | I2 | A  | A1 | A2 | UB | UC  | W   |
|--------------|-------------|----|-----|----|----|----|----|----|----|-----|-----|
| 077500016005 | 16 x 1/2"   | 39 | 110 | 50 | 18 | 76 | 40 | 38 | 1  | 150 | 98  |
| 077500020005 | 20 x 1/2"   | 48 | 110 | 57 | 18 | 78 | 40 | 38 | 1  | 150 | 92  |
| 077500025007 | 25 x 3/4"   | 54 | 120 | 58 | 19 | 81 | 40 | 38 | 1  | 100 | 115 |

# 90° Tee

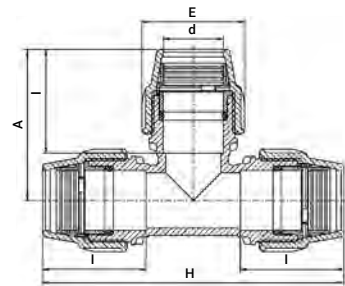
07040

Te de 90°



| Product Code | Size d x d x d | E   | H   | I   | A   | UB | UC  | W    |
|--------------|----------------|-----|-----|-----|-----|----|-----|------|
| 070406016    | 16 x 16 x 16   | 39  | 126 | 50  | 63  | 10 | 220 | 83   |
| 070400020    | 20 x 20 x 20   | 48  | 145 | 56  | 73  | 10 | 120 | 141  |
| 070400025    | 25 x 25 x 25   | 54  | 156 | 58  | 78  | 5  | 100 | 173  |
| 070400032    | 32 x 32 x 32   | 64  | 185 | 67  | 93  | 5  | 60  | 285  |
| 070400040    | 40 x 40 x 40   | 82  | 221 | 86  | 111 | —  | 40  | 501  |
| 070400050    | 50 x 50 x 50   | 96  | 252 | 95  | 126 | —  | 25  | 741  |
| 070400063    | 63 x 63 x 63   | 113 | 294 | 110 | 146 | —  | 16  | 1215 |

87040

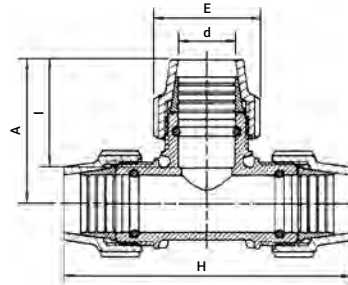


| Product Code | Size d x d x d  | E   | H   | I   | A   | UB | UC | W    |
|--------------|-----------------|-----|-----|-----|-----|----|----|------|
| 870400075    | 75 x 75 x 75    | 132 | 364 | 137 | 182 | —  | 8  | 1947 |
| 870400090    | 90 x 90 x 90    | 152 | 438 | 164 | 219 | —  | 5  | 3235 |
| 870400110    | 110 x 110 x 110 | 181 | 583 | 196 | 294 | —  | 2  | 5880 |

## 90° SlipTee

0704P0

Te de 90° de reparación

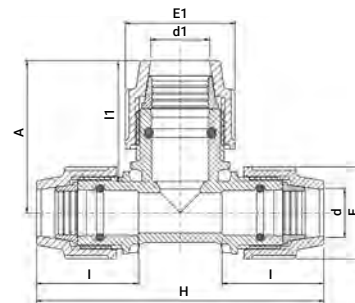


| Product Code | Size d x d x d | E   | H   | I   | A   | UB | UC  | W    |
|--------------|----------------|-----|-----|-----|-----|----|-----|------|
| 0704P0020    | 20 x 20 x 20   | 48  | 145 | 56  | 73  | 10 | 120 | 133  |
| 0704P0025    | 25 x 25 x 25   | 54  | 156 | 58  | 78  | 5  | 100 | 173  |
| 0704P0032    | 32 x 32 x 32   | 64  | 185 | 67  | 93  | 5  | 60  | 280  |
| 0704P0040    | 40 x 40 x 40   | 82  | 221 | 86  | 111 | —  | 40  | 489  |
| 0704P0050    | 50 x 50 x 50   | 96  | 252 | 95  | 126 | —  | 25  | 720  |
| 0704P0063    | 63 x 63 x 63   | 113 | 294 | 110 | 146 | —  | 16  | 1107 |

## 90° Enlarging Tee

07740

Te de alargado

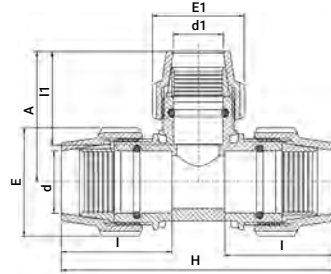


| Product Code | Size d x d1 x d | E  | E1 | H   | I  | I1 | A  | UB | UC | W   |
|--------------|-----------------|----|----|-----|----|----|----|----|----|-----|
| 077400025032 | 25 x 32 x 25    | 54 | 64 | 156 | 58 | 69 | 87 | 5  | 80 | 220 |

# 90° Reducing Tee

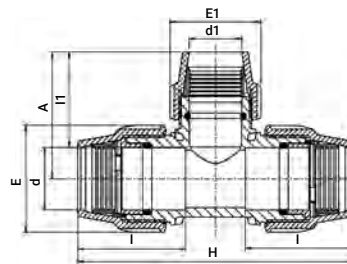
07340

Te de 90° reductor



| Product Code | Size d x d1 x d | E   | E1 | H   | I   | I1 | A   | UB | UC  | W    |
|--------------|-----------------|-----|----|-----|-----|----|-----|----|-----|------|
| 073400020016 | 20 x 16 x 20    | 48  | 39 | 137 | 57  | 50 | 70  | 10 | 150 | 125  |
| 073400025020 | 25 x 20 x 25    | 54  | 48 | 150 | 58  | 57 | 74  | 5  | 100 | 166  |
| 073400032025 | 32 x 25 x 32    | 64  | 54 | 173 | 67  | 58 | 83  | 5  | 70  | 256  |
| 073400040025 | 40 x 25 x 40    | 82  | 54 | 205 | 84  | 58 | 84  | —  | 45  | 412  |
| 073400040032 | 40 x 32 x 40    | 82  | 64 | 207 | 82  | 67 | 97  | —  | 40  | 428  |
| 073400050025 | 50 x 25 x 50    | 96  | 54 | 228 | 93  | 76 | 105 | —  | 30  | 550  |
| 073400050032 | 50 x 32 x 50    | 96  | 64 | 230 | 93  | 67 | 117 | —  | 30  | 590  |
| 073400050040 | 50 x 40 x 50    | 96  | 82 | 236 | 93  | 82 | 114 | —  | 30  | 647  |
| 073400063032 | 63 x 32 x 63    | 113 | 64 | 268 | 113 | 62 | 118 | —  | 20  | 892  |
| 073400063040 | 63 x 40 x 63    | 113 | 82 | 268 | 113 | 84 | 139 | —  | 20  | 962  |
| 073400063050 | 63 x 50 x 63    | 113 | 96 | 275 | 110 | 93 | 132 | —  | 18  | 1021 |

87340

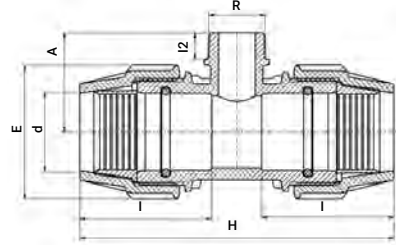


| Product Code | Size d x d1 x d | E   | E1  | H   | I   | I1  | A   | UB | UC  | W    |
|--------------|-----------------|-----|-----|-----|-----|-----|-----|----|-----|------|
| 873400075063 | 75 x 63 x 75    | 132 | 113 | 364 | 137 | 109 | 153 | —  | 350 | 1661 |

## 90° Tee with Threaded Male Offtake

07840

Te de 90° compresión rosca macho

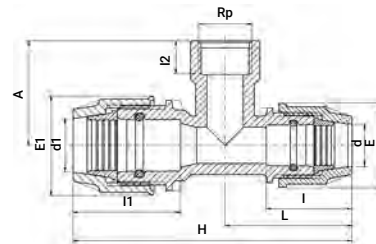


| Product Code | Size d x R x d   | E   | H   | I   | I2 | A  | UB | UC  | W   |
|--------------|------------------|-----|-----|-----|----|----|----|-----|-----|
| 078400020005 | 20 x 1/2" x 20   | 48  | 138 | 56  | 17 | 46 | 10 | 180 | 105 |
| 078400020007 | 20 x 3/4" x 20   | 48  | 144 | 56  | 18 | 46 | 10 | 180 | 108 |
| 078400025005 | 25 x 1/2" x 25   | 54  | 146 | 58  | 17 | 48 | 5  | 140 | 134 |
| 078400025007 | 25 x 3/4" x 25   | 54  | 146 | 58  | 18 | 50 | 5  | 140 | 137 |
| 078400032010 | 32 x 1" x 32     | 64  | 170 | 67  | 20 | 58 | 5  | 80  | 218 |
| 078400040013 | 40 x 1 1/4" x 40 | 82  | 205 | 84  | 22 | 71 | —  | 50  | 373 |
| 078400040015 | 40 x 1 1/2" x 40 | 82  | 205 | 84  | 22 | 71 | —  | 50  | 376 |
| 078400050013 | 50 x 1 1/4" x 50 | 96  | 230 | 93  | 22 | 77 | —  | 36  | 511 |
| 078400050015 | 50 x 1 1/2" x 50 | 96  | 230 | 93  | 22 | 77 | —  | 36  | 523 |
| 078400050020 | 50 x 2" x 50     | 96  | 230 | 93  | 26 | 82 | —  | 36  | 523 |
| 078400063013 | 63 x 1 1/4" x 63 | 113 | 268 | 113 | 22 | 79 | —  | 20  | 821 |
| 078400063015 | 63 x 1 1/2" x 63 | 113 | 268 | 113 | 22 | 83 | —  | 20  | 828 |
| 078400063020 | 63 x 2" x 63     | 113 | 272 | 110 | 26 | 92 | —  | 20  | 877 |

## 90° Reducing Tee with Threaded Female Offtake

0714S0

Te de 90° reducción compresión rosca hembra

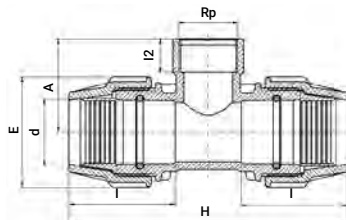


| Product Code | Size d x Rp x d1 | E  | E1 | H   | L  | I  | I1 | I2 | A  | UB | UC  | W   |
|--------------|------------------|----|----|-----|----|----|----|----|----|----|-----|-----|
| 0714S0020016 | 20 x 3/4" x 16   | 48 | 39 | 132 | 69 | 52 | 50 | 19 | 42 | 10 | 180 | 86  |
| 0714S0025020 | 25 x 3/4" x 20   | 54 | 48 | 139 | 70 | 53 | 52 | 22 | 42 | 5  | 140 | 145 |
| 0714S0032025 | 32 x 1" x 25     | 64 | 54 | 169 | 91 | 67 | 58 | 22 | 58 | 5  | 80  | 176 |

# 90° Tee with Threaded Female Offtake

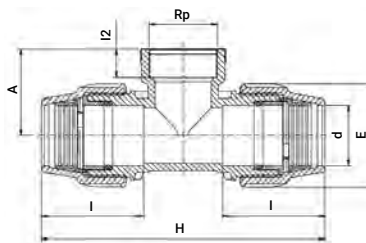
07140

Te de 90° compresión rosca hembra



| Product Code | Size d x Rp x d  | E   | H   | I   | I2 | A  | UB | UC  | W   |
|--------------|------------------|-----|-----|-----|----|----|----|-----|-----|
| 071406016005 | 16 x 1/2" x 16   | 39  | 122 | 50  | 17 | 42 | 10 | 240 | 66  |
| 071406016007 | 16 x 3/4" x 16   | 39  | 122 | 50  | 19 | 41 | 10 | 240 | 65  |
| 071400020005 | 20 x 1/2" x 20   | 48  | 144 | 56  | 18 | 42 | 10 | 180 | 104 |
| 071400020007 | 20 x 3/4" x 20   | 48  | 144 | 56  | 19 | 45 | 10 | 180 | 110 |
| 071400025005 | 25 x 1/2" x 25   | 54  | 151 | 58  | 18 | 45 | 5  | 140 | 131 |
| 071400025007 | 25 x 3/4" x 25   | 54  | 151 | 58  | 19 | 48 | 5  | 140 | 140 |
| 071400025010 | 25 x 1" x 25     | 54  | 158 | 58  | 21 | 53 | 5  | 100 | 140 |
| 071400025013 | 25 x 1 1/4" x 25 | 54  | 158 | 58  | 25 | 64 | 5  | 80  | 194 |
| 071400032007 | 32 x 3/4" x 32   | 64  | 177 | 67  | 19 | 51 | 5  | 80  | 210 |
| 071400032010 | 32 x 1" x 32     | 64  | 177 | 67  | 21 | 54 | 5  | 80  | 213 |
| 071400032013 | 32 x 1 1/4" x 32 | 64  | 182 | 67  | 25 | 65 | 5  | 60  | 253 |
| 071400032015 | 32 x 1 1/2" x 32 | 64  | 182 | 67  | 25 | 71 | 5  | 60  | 268 |
| 071400040010 | 40 x 1" x 40     | 82  | 203 | 84  | 21 | 61 | —  | 60  | 357 |
| 071400040013 | 40 x 1 1/4" x 40 | 82  | 217 | 84  | 24 | 70 | —  | 55  | 403 |
| 071400040015 | 40 x 1 1/2" x 40 | 82  | 217 | 84  | 25 | 70 | —  | 50  | 413 |
| 071400040020 | 40 x 2" x 40     | 82  | 217 | 84  | 30 | 78 | —  | 45  | 435 |
| 071400050015 | 50 x 1 1/2" x 50 | 96  | 244 | 93  | 25 | 76 | —  | 36  | 575 |
| 071400050020 | 50 x 2" x 50     | 96  | 244 | 93  | 30 | 80 | —  | 30  | 590 |
| 071400063013 | 63 x 1 1/4" x 63 | 113 | 268 | 113 | 27 | 95 | —  | 20  | 886 |
| 071400063015 | 63 x 1 1/2" x 63 | 113 | 268 | 113 | 27 | 95 | —  | 20  | 898 |
| 071400063020 | 63 x 2" x 63     | 113 | 272 | 110 | 30 | 95 | —  | 20  | 903 |

87140



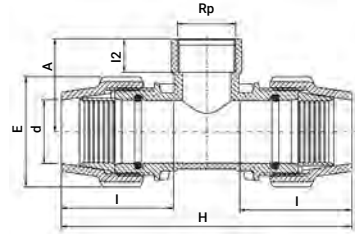
| Product Code | Size d x Rp x d  | E   | H   | I   | I2 | A   | UB | UC | W    |
|--------------|------------------|-----|-----|-----|----|-----|----|----|------|
| 871400075020 | 75 x 2" x 75     | 132 | 370 | 137 | 30 | 110 | —  | 9  | 1517 |
| 871400075025 | 75 x 2 1/2" x 75 | 132 | 342 | 134 | 35 | 85  | —  | 9  | 1570 |
| 871400075030 | 75 x 3" x 75     | 132 | 370 | 137 | 36 | 110 | —  | 9  | 1627 |
| 871400090030 | 90 x 3" x 90     | 152 | 418 | 164 | 41 | 116 | —  | 7  | 2351 |
| 871400110040 | 110 x 4" x 110   | 181 | 516 | 200 | 52 | 140 | —  | 4  | 4197 |



## 90° Slip Tee with Threaded Female Offtake

0714P0

Te de 90° roscas hembra de reparación

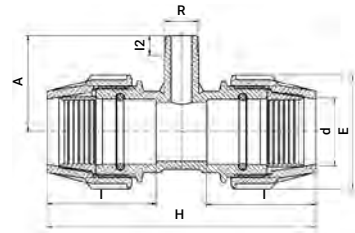


| Product Code | Size d x Rp x d  | E   | H   | I   | I2 | A  | UB | UC | W   |
|--------------|------------------|-----|-----|-----|----|----|----|----|-----|
| 0714P0040010 | 40 x 1" x 40     | 82  | 203 | 84  | 21 | 61 | —  | 60 | 361 |
| 0714P0050015 | 50 x 1 1/2" x 50 | 96  | 244 | 93  | 25 | 76 | —  | 36 | 587 |
| 0714P0063013 | 63 x 1 1/4" x 63 | 113 | 268 | 113 | 27 | 95 | —  | 20 | 860 |

## Coupling with Riser

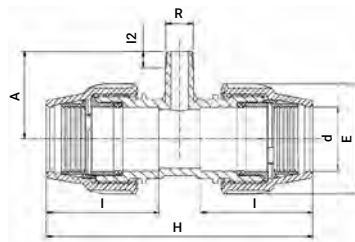
07810

Enlace recto con derivación rosca macho



| Product Code | Size d x R x d | E   | H   | I   | I2 | A  | UB | UC | W   |
|--------------|----------------|-----|-----|-----|----|----|----|----|-----|
| 078100040007 | 40 x 3/4" x 40 | 82  | 215 | 89  | 18 | 85 | 5  | 50 | 366 |
| 078100050007 | 50 x 3/4" x 50 | 96  | 244 | 98  | 18 | 90 | 5  | 36 | 512 |
| 078100050010 | 50 x 1" x 50   | 96  | 244 | 98  | 20 | 90 | 5  | 36 | 551 |
| 078100063007 | 63 x 3/4" x 63 | 113 | 270 | 110 | 18 | 95 | —  | 24 | 822 |
| 078100063010 | 63 x 1" x 63   | 113 | 270 | 110 | 20 | 95 | —  | 24 | 820 |

87810

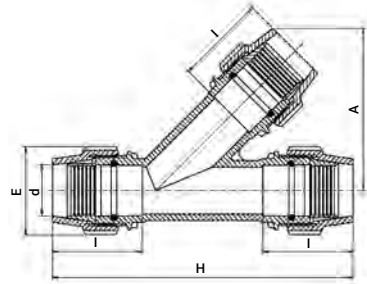


| Product Code | Size d x R x d | E   | H   | I   | I2 | A   | UB | UC  | W    |
|--------------|----------------|-----|-----|-----|----|-----|----|-----|------|
| 878100075007 | 75 x 3/4" x 75 | 132 | 324 | 137 | 18 | 105 | —  | 100 | 1300 |
| 878100075010 | 75 x 1" x 75   | 132 | 324 | 137 | 20 | 105 | —  | 70  | 1310 |

# 45° Tee

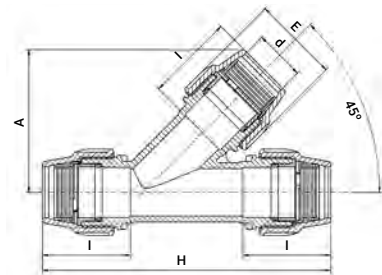
07640

Te de 45°



| Product Code | Size d x d x d | E   | H   | I   | A   | UB | UC | W    |
|--------------|----------------|-----|-----|-----|-----|----|----|------|
| 076400063    | 63 x 63 x 63   | 113 | 374 | 110 | 207 | —  | 10 | 1432 |

87640

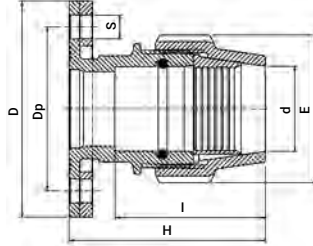


| Product Code | Size d x d x d  | E   | H   | I   | A   | UB | UC  | W    |
|--------------|-----------------|-----|-----|-----|-----|----|-----|------|
| 876400075    | 75 x 75 x 75    | 132 | 446 | 137 | 204 | —  | 130 | 2500 |
| 876400090    | 90 x 90 x 90    | 152 | 519 | 164 | 233 | —  | 40  | 3600 |
| 876400110    | 110 x 110 x 110 | 181 | 630 | 196 | 284 | —  | 120 | 6012 |

## Compression Flange Adaptor (with Metal Flange)

07220\*

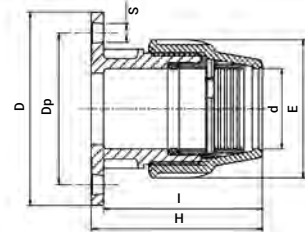
Adaptador compresión-brida (con brida de metal)



| Product Code | Size d x DN (inch) | E   | H   | I   | D   | Dp  | S  | No. of Holes | Metal-Flange Size | UC | W    |
|--------------|--------------------|-----|-----|-----|-----|-----|----|--------------|-------------------|----|------|
| 072200040015 | 40 x 40 (1 1/2")   | 82  | 119 | 93  | 150 | 110 | 18 | 4            | 40 x 40           | 20 | 1200 |
| 072200050015 | 50 x 40 (1 1/2")   | 96  | 128 | 93  | 150 | 110 | 18 | 4            | 50 x 40           | 20 | 1213 |
| 072200050020 | 50 x 50 (2")       | 96  | 128 | 93  | 165 | 125 | 18 | 4            | 50 x 50           | 15 | 1517 |
| 072200063020 | 63 x 50 (2")       | 113 | 145 | 110 | 165 | 125 | 18 | 4            | 63 / 75 x 50      | 15 | 1563 |
| 072200125050 | 125 x 125 (5")     | 212 | 270 | 250 | 250 | 210 | 22 | 8            | 125 / 160 x 125   | 4  | 5550 |
| 072200125060 | 125 x 150 (6")     | 212 | 270 | 250 | 285 | 240 | 22 | 8            | 125 / 160 x 150   | 3  | 7037 |

\* 072210 - Compression Flange Adaptor without metal flange | \* 072210 - Sin brida de metal

87220\*



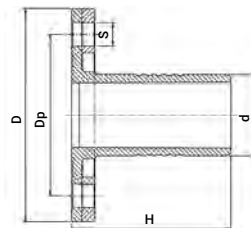
| Product Code | Size d x DN (inch) | E   | H   | I   | D   | Dp  | S  | No. of Holes | Metal-Flange Size | UC | W    |
|--------------|--------------------|-----|-----|-----|-----|-----|----|--------------|-------------------|----|------|
| 872200075025 | 75 x 65 (2 1/2")   | 132 | 169 | 157 | 185 | 145 | 18 | 4            | 75 / 90 x 65      | 12 | 2200 |
| 872200090030 | 90 x 80 (3")       | 152 | 194 | 182 | 200 | 160 | 18 | 8            | 90 / 110 x 80     | 10 | 2429 |
| 872200090040 | 90 x 100 (4")      | 152 | 194 | 182 | 220 | 180 | 18 | 8            | 90 x 100          | 8  | 2980 |
| 872200110040 | 110 x 100 (4")     | 181 | 237 | 224 | 220 | 180 | 18 | 8            | 110 x 100         | 8  | 3402 |

\* 872210 - Compression flange adaptor without metal flange | \* 872210 - Sin brida de metal

## Flange Adaptor (with Metal Flange)

072306\*

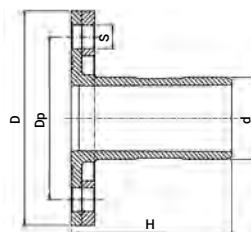
Adaptador espiga-brida (con brida de metal)



| Product Code   | Size d x DN (inch) | H   | D   | Dp  | S  | No. of Holes | Metal-Flange Size | UC | W    |
|----------------|--------------------|-----|-----|-----|----|--------------|-------------------|----|------|
| 0723060500150A | 50 x 40 (1 1/2")   | 99  | 150 | 110 | 18 | 4            | 50 x 40           | 20 | 1064 |
| 0723060500200A | 50 x 50 (2")       | 99  | 165 | 125 | 18 | 4            | 50 x 50           | 20 | 1396 |
| 0723060630200A | 63 x 50 (2")       | 124 | 165 | 125 | 18 | 4            | 63 / 75 x 50      | 18 | 1293 |
| 0723060630250A | 63 x 65 (2 1/2")   | 124 | 185 | 145 | 18 | 4            | 63 x 65           | 15 | 1880 |

\* 072301 - Flange adaptor without metal flange | \* 072301 - Sin brida de metal

872306\*



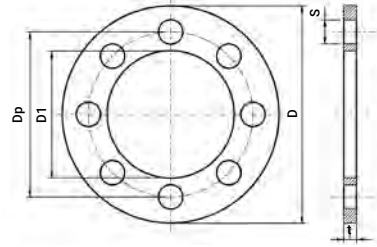
| Product Code | Size d x DN (inch) | H   | D   | Dp  | S  | No. of Holes | Metal-Flange Size | UC  | W    |
|--------------|--------------------|-----|-----|-----|----|--------------|-------------------|-----|------|
| 872306075020 | 75 x 50 (2")       | 142 | 165 | 125 | 18 | 4            | 63 / 75 x 50      | 15  | 1402 |
| 872306075025 | 75 x 65 (2 1/2")   | 142 | 185 | 145 | 18 | 4            | 75 / 90 x 65      | 15  | 1568 |
| 872306075030 | 75 x 80 (3")       | 142 | 200 | 160 | 18 | 8            | 75 x 80           | 450 | 1981 |
| 872306090025 | 90 x 65 (2 1/2")   | 175 | 185 | 145 | 18 | 4            | 75 / 90 x 65      | 400 | 1754 |
| 872306090030 | 90 x 80 (3")       | 175 | 200 | 160 | 18 | 8            | 90 / 110 x 80     | 400 | 1858 |
| 872306090040 | 90 x 100 (4")      | 175 | 220 | 180 | 18 | 8            | 90 x 100          | 400 | 2180 |
| 872306110030 | 110 x 80 (3")      | 210 | 200 | 160 | 18 | 8            | 90 / 110 x 80     | 450 | 2019 |
| 872306110040 | 110 x 100 (4")     | 210 | 220 | 180 | 18 | 8            | 100 x 100         | 400 | 2329 |
| 872306110050 | 110 x 125 (5")     | 214 | 250 | 210 | 18 | 8            | 110 x 125         | 360 | 3987 |

\* 872301 - Flange adaptor without metal flange | \* 872301 - Sin brida de metal

# Metal Flange

07006

Brida de metal



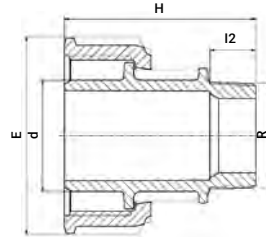
| Product Code  | Size d x DN (inch)    | D   | Dp  | D1  | S  | t  | Th* (mm) | Th* (inch) | No. of Holes | UC | W    |
|---------------|-----------------------|-----|-----|-----|----|----|----------|------------|--------------|----|------|
| 070060050015P | 50 x 40 (1 1/2")      | 150 | 110 | 82  | 18 | 10 | M16      | 5/8        | 4            | 20 | 844  |
| 070060050020P | 50 x 50 (2")          | 165 | 125 | 82  | 18 | 10 | M16      | 5/8        | 4            | 20 | 1141 |
| 070060075020P | 63 / 75 x 50 (2")     | 165 | 125 | 96  | 18 | 10 | M16      | 5/8        | 4            | 20 | 986  |
| 070060063025P | 63 x 65 (2 1/2")      | 185 | 145 | 96  | 18 | 10 | M16      | 5/8        | 4            | 20 | 1420 |
| 070060075025P | 75 / 90 x 65 (2 1/2") | 185 | 145 | 112 | 18 | 10 | M16      | 5/8        | 4            | 20 | 1350 |
| 070060075030P | 75 x 80 (3")          | 200 | 160 | 112 | 18 | 10 | M16      | 5/8        | 8            | 15 | 1430 |
| 070060090030P | 90 / 110 x 80 (3")    | 200 | 160 | 132 | 18 | 10 | M16      | 5/8        | 8            | 15 | 1215 |
| 070060090040P | 90 x 100 (4")         | 220 | 180 | 132 | 18 | 10 | M16      | 5/8        | 8            | 15 | 1720 |
| 070060110040P | 110 x 100 (4")        | 220 | 180 | 151 | 18 | 10 | M16      | 5/8        | 8            | 15 | 1416 |
| 070060110050P | 110 x 125 (5")        | 250 | 210 | 151 | 18 | 10 | M16      | 5/8        | 8            | 15 | 2850 |

\* Nominal diameter of bolts | \* Diametro nominal del tornillo

# Threaded Adaptor

07250\*

## Adaptador compresión rosca macho



| Product Code | Size d x R  | E   | H   | I2 | UB | UC  | W   |
|--------------|-------------|-----|-----|----|----|-----|-----|
| 072500025005 | 25 x 1/2"   | 54  | 79  | 17 | 1  | 200 | 36  |
| 072500025007 | 25 x 3/4"   | 54  | 80  | 18 | 1  | 200 | 36  |
| 072500032005 | 32 x 1/2"   | 64  | 85  | 17 | 1  | 180 | 66  |
| 072500032007 | 32 x 3/4"   | 64  | 86  | 18 | 1  | 180 | 65  |
| 072500032010 | 32 x 1"     | 64  | 87  | 20 | 1  | 180 | 68  |
| 072500040010 | 40 x 1"     | 82  | 99  | 20 | 1  | 130 | 108 |
| 072500040013 | 40 x 1 1/4" | 82  | 100 | 22 | 1  | 130 | 112 |
| 072500040015 | 40 x 1 1/2" | 82  | 100 | 22 | 1  | 130 | 113 |
| 072500050010 | 50 x 1"     | 96  | 102 | 20 | 1  | 80  | 147 |
| 072500050013 | 50 x 1 1/4" | 96  | 104 | 24 | 1  | 80  | 154 |
| 072500050015 | 50 x 1 1/2" | 96  | 104 | 24 | 1  | 80  | 156 |
| 072500050020 | 50 x 2"     | 96  | 107 | 27 | 1  | 80  | 158 |
| 072500063010 | 63 x 1"     | 113 | 108 | 20 | 1  | 60  | 228 |
| 072500063013 | 63 x 1 1/4" | 113 | 111 | 22 | 1  | 60  | 230 |
| 072500063015 | 63 x 1 1/2" | 113 | 111 | 22 | 1  | 60  | 230 |
| 072500063020 | 63 x 2"     | 113 | 114 | 26 | 1  | 60  | 258 |
| 072500063025 | 63 x 2 1/2" | 113 | 116 | 29 | 1  | 60  | 250 |
| 072500075015 | 75 x 1 1/2" | 132 | 128 | 22 | 1  | 30  | 404 |
| 072500075020 | 75 x 2"     | 132 | 132 | 26 | 1  | 30  | 402 |
| 072500075025 | 75 x 2 1/2" | 132 | 134 | 29 | 1  | 30  | 412 |
| 072500075030 | 75 x 3"     | 132 | 137 | 33 | 1  | 30  | 430 |

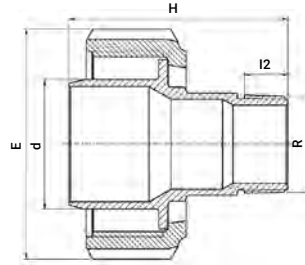
\* Threaded Adaptor Body Cat. No. 078901. Threaded Adaptor Nut - Cat. No. 078940

\* Cuerpo del adaptador roscado - Cat. No. 078901. Racor para el adaptador roscado - Cat. No. 078940

# Brass Threaded Adaptor

07270

Adaptador rosca de latón

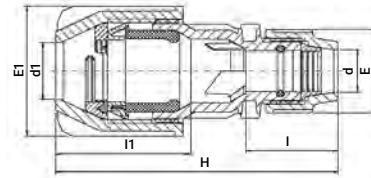


| Product Code | Size d x R  | E   | H   | I2 | UB | UC | W   |
|--------------|-------------|-----|-----|----|----|----|-----|
| 072700032010 | 32 x 1"     | 64  | 77  | 19 | 1  | 50 | 279 |
| 072700040010 | 40 x 1"     | 82  | 81  | 19 | 1  | 50 | 363 |
| 072700040013 | 40 x 1 1/4" | 82  | 90  | 21 | 1  | 50 | 487 |
| 072700050013 | 50 x 1 1/4" | 96  | 95  | 21 | 1  | 30 | 523 |
| 072700050015 | 50 x 1 1/2" | 96  | 97  | 21 | 1  | 30 | 554 |
| 072700063013 | 63 x 1 1/4" | 113 | 105 | 21 | 1  | 20 | 767 |
| 072700063020 | 63 x 2"     | 113 | 112 | 25 | 1  | 20 | 985 |

## Plass4 (Universal) Coupling

070170

Plass4 Enlace (universal)

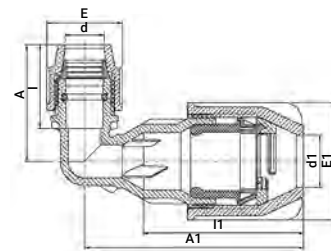


| Product Code | Size d x d1  | E  | E1  | H   | I  | I1  | UB | UC | W   |
|--------------|--------------|----|-----|-----|----|-----|----|----|-----|
| 070170020027 | 20 x 20 - 27 | 48 | 71  | 169 | 57 | 85  | 1  | 80 | 206 |
| 070170025022 | 25 x 15 - 22 | 54 | 64  | 165 | 58 | 80  | 1  | 90 | 183 |
| 070170025027 | 25 x 20 - 27 | 54 | 71  | 170 | 58 | 85  | 1  | 80 | 216 |
| 070170025035 | 25 x 27 - 35 | 54 | 83  | 180 | 58 | 90  | 1  | 60 | 281 |
| 070170032027 | 32 x 20 - 27 | 64 | 71  | 180 | 67 | 85  | 1  | 70 | 240 |
| 070170032035 | 32 x 27 - 35 | 64 | 83  | 195 | 67 | 90  | 1  | 60 | 312 |
| 070170050050 | 50 x 35 - 50 | 96 | 121 | 270 | 93 | 125 | 1  | 20 | 901 |

## Plass4 (Universal) 90° Elbow

070570

Plass4 - Codo de 90° (universal)



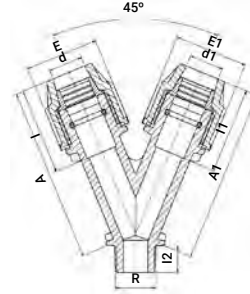
| Product Code | Size d x d1  | E  | E1 | I  | I1  | A  | A1  | UB | UC | W   |
|--------------|--------------|----|----|----|-----|----|-----|----|----|-----|
| 070570025022 | 25 x 15 - 22 | 54 | 64 | 58 | 105 | 81 | 128 | 1  | 80 | 198 |
| 070570025027 | 25 x 20 - 27 | 54 | 71 | 58 | 105 | 81 | 139 | 1  | 80 | 238 |
| 070570025035 | 25 x 27 - 35 | 54 | 83 | 58 | 112 | 81 | 153 | 1  | 60 | 305 |



## Y-Fitting with Threaded Male Offtake

07550

Y compresión rosca macho



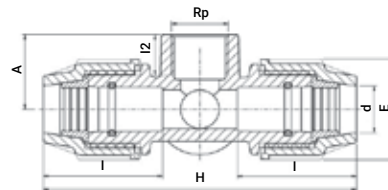
| Product Code | Size d x d1 x R | E  | E1 | I  | I1 | I2 | A   | A1  | UB | UC  | W   |
|--------------|-----------------|----|----|----|----|----|-----|-----|----|-----|-----|
| 075506016007 | 16 x 16 x 3/4"  | 39 | 39 | 50 | 50 | 18 | 100 | 100 | 10 | 200 | 75  |
| 075500020016 | 20 x 16 x 3/4"  | 48 | 39 | 57 | 50 | 18 | 108 | 105 | 10 | 180 | 103 |
| 075500020007 | 20 x 20 x 3/4"  | 48 | 48 | 57 | 57 | 18 | 114 | 114 | 10 | 120 | 130 |
| 075500025007 | 25 x 25 x 3/4"  | 54 | 54 | 58 | 58 | 18 | 125 | 125 | 5  | 100 | 154 |

\* In this case diameter should read: d x d x G | \* En este caso el diametro debe leido: d x d x G

## Cross with Threaded Female Offtake

07540

Cruz compresión rosca hembra

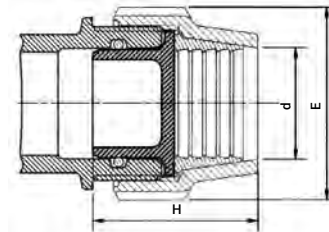


| Product Code | Size d x d x d x d x Rp  | E  | H   | I  | I2 | A  | UB | UC | W   |
|--------------|--------------------------|----|-----|----|----|----|----|----|-----|
| 075400020007 | 20 x 20 x 20 x 20 x 3/4" | 48 | 149 | 57 | 21 | 35 | 5  | 80 | 204 |

## Plug Adaptor

071209

Tapón ciego

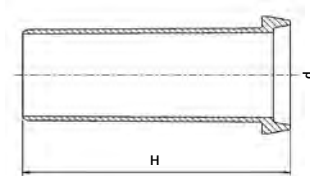


| Product Code | Size d | E   | H  | UB | UC   | W  |
|--------------|--------|-----|----|----|------|----|
| 071209020    | 20     | 48  | 47 | 10 | 1800 | 5  |
| 071209025    | 25     | 54  | 51 | 10 | 1500 | 8  |
| 071209032    | 32     | 64  | 56 | 10 | 1000 | 15 |
| 071209040    | 40     | 82  | 66 | 10 | 720  | 24 |
| 071209050    | 50     | 96  | 80 | 10 | 400  | 41 |
| 071209063    | 63     | 113 | 96 | 10 | 200  | 76 |

## Pipe Liner for PE SDR 11 Pipe

07950

Refuerzo de tubos



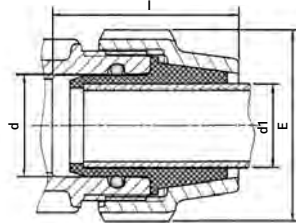
| Product Code | Size d * | H   | UB | UC   | W  |
|--------------|----------|-----|----|------|----|
| 079500020    | 20 x 1.9 | 63  | 10 | 2520 | 5  |
| 079500025    | 25 x 2.3 | 63  | 10 | 1680 | 10 |
| 079500032    | 32 x 3.0 | 79  | 10 | 920  | 13 |
| 079500040    | 40 x 3.7 | 97  | 10 | 480  | 25 |
| 079500050    | 50 x 4.6 | 106 | 10 | 240  | 45 |
| 079500063    | 63 x 5.8 | 125 | 5  | 110  | 72 |

\* O.D. of pipe x wall thickness of pipe | \* Diametro externo del tubo x espesor del tubo

## Adaptor for Copper and Imperial UPVC

07896\*

Adaptador para cobre y PVCU



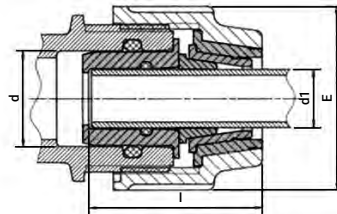
| Product Code | Size d x d1 | E  | I   | UB | UC   | W   |
|--------------|-------------|----|-----|----|------|-----|
| 07896015P    | 20 x 15     | 48 | 66  | 25 | 1500 | 15  |
| 07896022P    | 25 x 22     | 54 | 64  | 20 | 1200 | 15  |
| 07896028P    | 32 x 28     | 64 | 74  | 20 | 700  | 27  |
| 07896035P    | 40 x 35     | 82 | 92  | 10 | 240  | 54  |
| 07896042P    | 50 x 42     | 96 | 105 | 10 | 160  | 111 |

\* No Pull-Out Resistance | \* Sin resistencia a la tracción

## Reducing Set

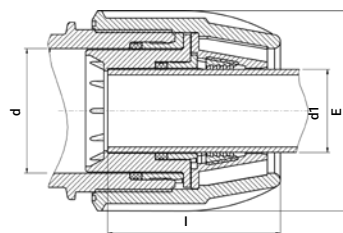
07930

Juego reductor



| Product Code | Size d x d1 | E   | I   | UB | UC  | W   |
|--------------|-------------|-----|-----|----|-----|-----|
| 079300025020 | 25 x 20     | 54  | 56  | -  | 300 | 23  |
| 079300032020 | 32 x 20     | 64  | 62  | -  | 300 | 38  |
| 079300032025 | 32 x 25     | 64  | 60  | -  | 250 | 35  |
| 079300040020 | 40 x 20     | 82  | 73  | -  | 180 | 62  |
| 079300040025 | 40 x 25     | 82  | 69  | -  | 180 | 81  |
| 079300040032 | 40 x 32     | 82  | 77  | -  | 200 | 62  |
| 079300050025 | 50 x 25     | 96  | 85  | -  | 120 | 114 |
| 079300050032 | 50 x 32     | 96  | 87  | -  | 120 | 112 |
| 079300050040 | 50 x 40     | 96  | 85  | -  | 120 | 97  |
| 079300063025 | 63 x 25     | 113 | 103 | -  | 80  | 217 |
| 079300063032 | 63 x 32     | 113 | 102 | -  | 80  | 214 |
| 079300063040 | 63 x 40     | 113 | 103 | -  | 80  | 202 |
| 079300063050 | 63 x 50     | 113 | 105 | -  | 80  | 187 |
| 879300075063 | 75 x 63     | 132 | 121 | -  | 40  | 220 |
| 079300110063 | 110 x 63    | 181 | 131 | -  | 24  | 705 |

87930



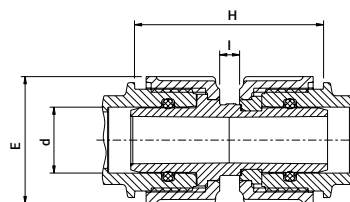
| Product Code | Size d x d1 | E   | I   | UB | UC  | W   |
|--------------|-------------|-----|-----|----|-----|-----|
| 879300075063 | 75 x 63*    | 132 | 121 | 1  | 40  | 220 |
| 079300110063 | 110 x 63    | 181 | 131 | 1  | 24  | 705 |
| 879300110075 | 110 x 75    | 181 | 145 | 1  | 15  | 655 |
| 879300110090 | 110 x 90    | 181 | 154 | 1  | 140 | 671 |

\* Assembled without the inserts

## Modular Adaptor

07940

### Adaptador modulado

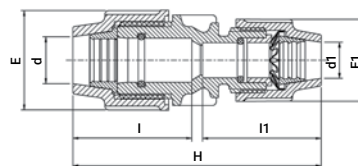


| Product Code | Size d | E   | H   | I  | UB | UC  | W   |
|--------------|--------|-----|-----|----|----|-----|-----|
| 079400020    | 20     | 48  | 80  | 10 | 10 | 300 | 50  |
| 079400025    | 25     | 54  | 80  | 10 | 10 | 250 | 61  |
| 079400032    | 32     | 64  | 93  | 10 | 5  | 180 | 104 |
| 079400040    | 40     | 82  | 102 | 10 | 5  | 100 | 173 |
| 079400050    | 50     | 93  | 107 | 10 | —  | 70  | 257 |
| 079400063    | 63     | 113 | 119 | 10 | —  | 45  | 422 |

## Copper Pipe Adaptor

0701C0

### Adaptador para tubo de cobre



| Product Code | Size d (PE) x d1 (Cu) | E  | E1 | H   | I  | I1 | UB | UC  | W   |
|--------------|-----------------------|----|----|-----|----|----|----|-----|-----|
| 0701C0020005 | 20 x 15               | 48 | 39 | 115 | 56 | 54 | —  | 200 | 103 |
| 0701C0025015 | 25 x 15               | 54 | 39 | 124 | 55 | 54 | —  | 180 | 86  |
| 0701C0025022 | 25 x 22               | 54 | 54 | 136 | 60 | 71 | —  | 150 | 132 |
| 0701C0032028 | 32 x 28               | 64 | 64 | 150 | 70 | 77 | —  | 100 | 204 |

## Grip Ring for UPVC and PP pipe

07970

Casquillo de apriete para tubos de UPVC y PP



| Product Code | Size d | UB | UC    | W  |
|--------------|--------|----|-------|----|
| 07970020     | 20     | –  | 10000 | 1  |
| 07970025     | 25     | –  | 10000 | 2  |
| 07970032     | 32     | –  | 10000 | 3  |
| 07970040     | 40     | –  | 1000  | 6  |
| 07970050     | 50     | –  | 1000  | 10 |
| 07970063     | 63     | –  | 1000  | 17 |

## Conversion Set for Copper Pipe (Europe + UK dimensions) 07438

Juego adaptador para tubos de cobre



| Product Code | Size d x d1 | E   | I   | UB | UC  | W   |
|--------------|-------------|-----|-----|----|-----|-----|
| 07438015     | 20 x 15     | 48  | 67  | 10 | 360 | 20  |
| 07438016     | 25 x 15     | 54  | 69  | 10 | 360 | 29  |
| 07438022     | 25 x 22     | 54  | 67  | 10 | 360 | 25  |
| 07438028     | 32 x 28     | 64  | 77  | 10 | 300 | 27  |
| 07438035     | 40 x 35     | 82  | 92  | 10 | 300 | 38  |
| 07438042     | 50 x 42     | 96  | 105 | 10 | 250 | 64  |
| 07438054     | 63 x 54     | 113 | 121 | 1  | 150 | 102 |

## Conversion Set for Copper Pipe ( CTS dimensions)

| Product Code | Size d x d1             | E  | I  | UB | UC  | W  |
|--------------|-------------------------|----|----|----|-----|----|
| 07439204     | 20 x 1/2" (O.D. 15.8mm) | 48 | 67 | 10 | 600 | 20 |
| 07439257     | 25 x 3/4" (O.D. 22.2mm) | 54 | 69 | 10 | 500 | 33 |

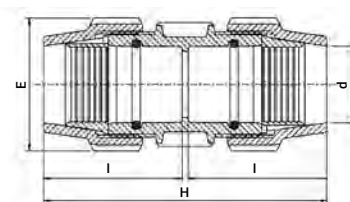
## Conversion Set for Copper Pipe (Austalian AS1432 dimensions)

| Product Code | Size d x d1                  | E  | I  | UB | UC  | W  |
|--------------|------------------------------|----|----|----|-----|----|
| 07439205     | 20 x 15 (1/2") (O.D. 12.7mm) | 48 | 67 | 10 | 600 | 20 |
| 07439251     | 25 x 20 (3/4") (O.D. 19.5mm) | 54 | 69 | 10 | 500 | 33 |
| 07439257     | 25 x 25 (1") (O.D. 25.4mm)   | 54 | 69 | 10 | 500 | 33 |

## Coupling for PVC Pipe

0701QQ

Enlace recto para tubo de PVC

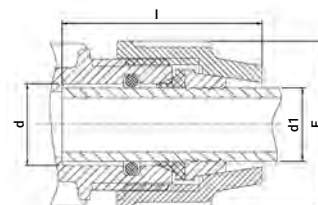


| Product Code | Size d x d | E   | H   | I   | UB | UC | W    |
|--------------|------------|-----|-----|-----|----|----|------|
| 0701QQ090    | 90 x 90    | 154 | 335 | 165 | —  | 10 | 1898 |
| 0701QQ110    | 110 x 110  | 181 | 393 | 194 | —  | 5  | 3129 |
| 0701QQ125    | 125 x 125  | 212 | 460 | 225 | —  | 3  | 5347 |

## Conversion Set for Lead Pipe

077802

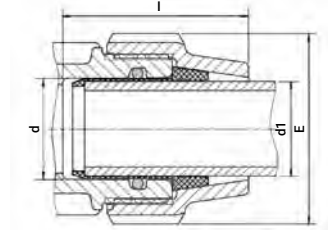
Juego adaptador para tubos de plomo



| Product Code | Size d x d1     | E  | I   | UB | UC   | W  |
|--------------|-----------------|----|-----|----|------|----|
| 077802025003 | 25 x 3/8" 5 LB  | 54 | 67  | 5  | 1000 | 15 |
| 077802025005 | 25 x 1/2" 7 LB  | 54 | 64  | 5  | 1500 | 8  |
| 077802032005 | 32 x 1/2" 9 LB  | 64 | 77  | 5  | 500  | 24 |
| 077802032007 | 32 x 3/4" 9 LB  | 64 | 76  | 5  | 1000 | 13 |
| 077802040007 | 40 x 3/4" 11 LB | 82 | 95  | 5  | 400  | 42 |
| 077802050010 | 50 x 1" 16 LB   | 96 | 104 | 5  | 250  | 68 |

## Converter Rubber Adaptor for Steel and Galvanized Pipe 078908\*

Conversor de goma para tubos de acero galvanizado

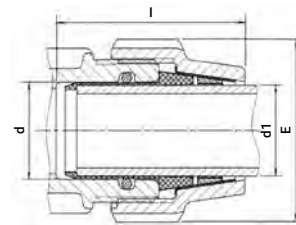


| Product Code | Size d x d1 | E   | I   | UB | UC  | W  |
|--------------|-------------|-----|-----|----|-----|----|
| 078908010    | 40 x 1"     | 82  | 89  | 5  | 200 | 60 |
| 078908013    | 50 x 1 1/4" | 96  | 98  | 5  | 150 | 89 |
| 078908015    | 50 x 1 1/2" | 96  | 90  | 5  | 150 | 35 |
| 078908020    | 63 x 2"     | 113 | 108 | 5  | 120 | 71 |

\* Without pullout resistance | \* Extraccion sin resistencia

## Conversion Set Adaptor for Steel and Galvanised Pipe 078907

Juego de conversion para tubos de acero galvanizado



| Product Code | Size d x d1 | E   | I   | UB | UC  | W   |
|--------------|-------------|-----|-----|----|-----|-----|
| 078907010    | 40 x 1"     | 82  | 96  | 5  | 200 | 117 |
| 078907013    | 50 x 1 1/4" | 96  | 105 | 5  | 150 | 150 |
| 078907015    | 50 x 1 1/2" | 96  | 115 | 5  | 150 | 125 |
| 078907020    | 63 x 2"     | 113 | 117 | 5  | 100 | 226 |

# Pipe Conversion Chart

## Metric PE / Metric U-PVC / Metric PP / Galvanised Steel / Lead Pipe / Imperial U-PVC/Copper

PE métrico / PP y PVCU métrico / Acero galvanizado / Plomo / U-PVC imperial / Cobre...

The basic fitting is a dedicated product for joining metric PE pipe. It will securely join the pipe without any additional components. The fittings can be easily converted for use with other materials simply by adding a conversion set. PLASSON offers a full range of conversion sets to provide exceptional adaptability.

El accesorio PLASSON es un producto dedicado a conectar tuberías de HDPE sin componentes adicionales, con la máxima seguridad. Los accesorios pueden ser convertidos fácilmente a cualquier tipo de tubería usando un juego de conversión acorde. PLASSON ofrece una gama amplia que permite una adaptabilidad excepcional.

Copper (without pullout resistance)  
Cobre (sin resistencia a tracción)



Copper  
Cobre



Metric PE  
PE métrico

Metric U-PVC & PP  
PVC - U y PP métrico



Galvanised steel (without pullout resistance)  
Acero galvanizado (sin resistencia a tracción)



Imperial U-PVC (without pullout resistance)  
U-PVC imperial (sin resistencia a tracción)



Galvanised steel  
Acero galvanizado



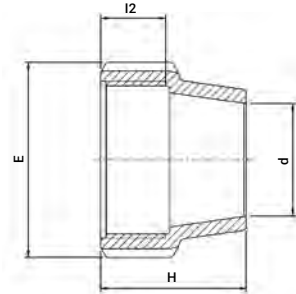
Lead pipe  
Plomo



# Nut

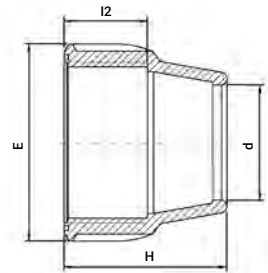
07004

Racor



| Product Code | Size d | E   | H   | I2  | UB | UC   | W    |
|--------------|--------|-----|-----|-----|----|------|------|
| 070046016P   | 16     | 39  | 40  | 23  | 10 | 1000 | 12   |
| 070040020P   | 20     | 48  | 45  | 26  | 10 | 700  | 22   |
| 070040025P   | 25     | 54  | 46  | 26  | 10 | 500  | 26   |
| 070040032P   | 32     | 64  | 51  | 30  | 5  | 300  | 41   |
| 070040040P   | 40     | 82  | 63  | 34  | —  | 200  | 70   |
| 070040050P   | 50     | 96  | 71  | 34  | —  | 125  | 104  |
| 070040063P   | 63     | 113 | 89  | 43  | —  | 100  | 171  |
| 070040125P   | 125    | 212 | 185 | 107 | —  | 10   | 1135 |

87004

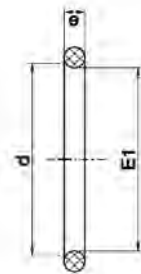


| Product Code | Size d | E   | H   | I2 | UB | UC | W   |
|--------------|--------|-----|-----|----|----|----|-----|
| 870040075P   | 75     | 132 | 110 | 56 | —  | 45 | 293 |
| 870040090P   | 90     | 153 | 135 | 73 | —  | 30 | 467 |
| 870040110P   | 110    | 181 | 170 | 97 | —  | 16 | 832 |

## O - Ring NBR

07002

### Junta tórica (NBR)



| Product Code | Size d | E1  | e  | UB | UC    | W  |
|--------------|--------|-----|----|----|-------|----|
| 070020016    | 16     | 15  | 3  | —  | 30000 | 1  |
| 070020020    | 20     | 19  | 3  | —  | 32000 | 1  |
| 070020025    | 25     | 24  | 4  | —  | 12000 | 1  |
| 070020032    | 32     | 31  | 5  | —  | 10000 | 2  |
| 070020040 *  | 40     | 39  | 6  | —  | 4000  | 5  |
| 070020050 *  | 50     | 49  | 7  | —  | 2500  | 8  |
| 070020063 *  | 63     | 62  | 7  | —  | 2000  | 10 |
| 070020075    | 75     | 74  | 8  | —  | 1600  | 16 |
| 070020090    | 90     | 89  | 8  | —  | 1500  | 17 |
| 070020110    | 110    | 108 | 9  | —  | 900   | 27 |
| 070020125    | 125    | 122 | 10 | —  | 700   | 50 |
| 070020160    | 160    | 158 | 12 | —  | 16000 | 74 |

\* Only for slip repair coupling and tee

## O - Ring EPDM (Blue Mark)

07002D0

### Junta tórica EPDM, (marca azul)

| Product Code | Size d | E1  | e | UB | UC    | W  |
|--------------|--------|-----|---|----|-------|----|
| 07002D016    | 16     | 15  | 3 | —  | 30000 | 1  |
| 07002D020    | 20     | 19  | 3 | —  | 16000 | 1  |
| 07002D025    | 25     | 24  | 4 | —  | 16000 | 1  |
| 07002D032    | 32     | 31  | 5 | —  | 8000  | 2  |
| 07002D075    | 75     | 74  | 8 | —  | 1600  | 16 |
| 07002D090    | 90     | 89  | 8 | —  | 1400  | 17 |
| 07002D110    | 110    | 108 | 9 | —  | 900   | 27 |

## O - Ring Viton FPM (White Mark)

07002V0

### Junta tórica FPM, (marca blanca)

| Product Code | Size d | E1  | e | UB | UC    | W  |
|--------------|--------|-----|---|----|-------|----|
| 03050905     | 16     | 15  | 3 | —  | 30000 | 2  |
| 07002V020    | 20     | 19  | 3 | —  | 32000 | 2  |
| 07002V025    | 25     | 24  | 4 | —  | 16000 | 2  |
| 07002V032    | 32     | 31  | 5 | —  | 8000  | 4  |
| 07002V040 *  | 40     | 39  | 6 | —  | 4000  | 7  |
| 07002V050 *  | 50     | 49  | 7 | —  | 2500  | 12 |
| 07002V063 *  | 63     | 62  | 7 | —  | 2000  | 15 |
| 07002V075    | 75     | 74  | 8 | —  | 1600  | 23 |
| 07002V090    | 90     | 89  | 8 | —  | 1400  | 28 |
| 07002V110    | 110    | 108 | 9 | —  | 900   | 43 |

\* Only for slip repair coupling and tee

## Seal - NBR

070029

Sello de NBR



| Product Code | Size d | E1 | e | UB | UC   | W |
|--------------|--------|----|---|----|------|---|
| 070029040    | 40     | 38 | 8 | 50 | 2600 | 4 |
| 070029050    | 50     | 49 | 9 | 50 | 1600 | 8 |
| 070029063    | 63     | 62 | 9 | 50 | 1500 | 9 |

## Seal EPDM (Blue Mark)

07002D9

Sello EPDM, (marca azul)

| Product Code | Size d | E1 | e | UB | UC   | W |
|--------------|--------|----|---|----|------|---|
| 07002D940    | 40     | 38 | 8 | 20 | 4000 | 4 |
| 07002D950    | 50     | 49 | 9 | 20 | 2500 | 7 |
| 07002D963    | 63     | 62 | 9 | 20 | 2000 | 9 |

## Seal Viton FPM (White Mark)

07002V9

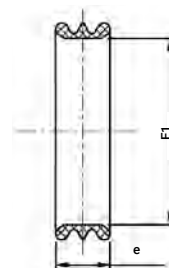
Sello de Viton FPM, (marca blanca)

| Product Code | Size d | E1 | e | UB | UC   | W  |
|--------------|--------|----|---|----|------|----|
| 07002V940    | 40     | 38 | 8 | 20 | 4000 | 7  |
| 07002V950    | 50     | 49 | 9 | 20 | 2500 | 12 |
| 07002V963    | 63     | 62 | 9 | 20 | 2000 | 14 |

## Seal - EPDM

87910

Sello de EPDM



| Product Code | Size d | E1  | e  | UB | UC  | W  |
|--------------|--------|-----|----|----|-----|----|
| 87910075     | 75     | 77  | 22 | 10 | 80  | 24 |
| 87910090     | 90     | 92  | 22 | 10 | 50  | 18 |
| 87910110     | 110    | 112 | 24 | 10 | 120 | 27 |

## Seal Viton FPM (White Mark)

87920

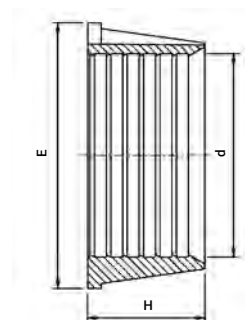
Sello de Viton FPM, (marca blanca)

| Product Code | Size d | E1  | e  | UB | UC  | W  |
|--------------|--------|-----|----|----|-----|----|
| 87920075     | 75     | 77  | 22 | 10 | 100 | 23 |
| 87920090     | 90     | 92  | 22 | 10 | 70  | 28 |
| 87920110     | 110    | 112 | 24 | 10 | 24  | 43 |

## Split Ring - Polyacetal

07003

Casquillo de apriete (acetal)

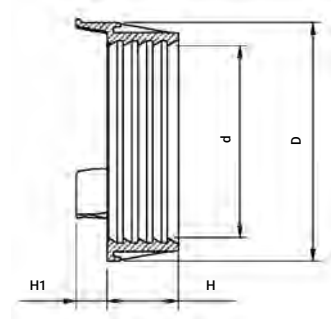


| Product Code | Size d | E   | H  | UB  | UC    | W   |
|--------------|--------|-----|----|-----|-------|-----|
| 070030016P   | 16     | 23  | 12 | 100 | 12000 | 1   |
| 070030020P   | 20     | 31  | 13 | 100 | 6500  | 3   |
| 070030025P   | 25     | 36  | 13 | 100 | 4500  | 4   |
| 070030032P   | 32     | 44  | 19 | 50  | 2000  | 7   |
| 070030040P   | 40     | 55  | 24 | 50  | 1200  | 12  |
| 070030050P   | 50     | 67  | 30 | 20  | 500   | 25  |
| 070030063P   | 63     | 83  | 37 | 10  | 300   | 46  |
| 070030125P   | 125    | 161 | 72 | —   | 35    | 291 |

## Split Ring - Polyacetal

87003

Casquillo de apriete (acetal)

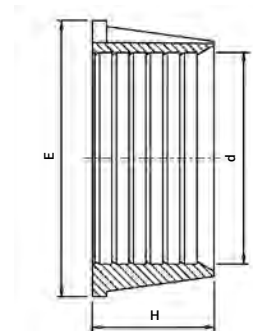


| Product Code | Size d | D   | H  | H1 | UB | UC  | W   |
|--------------|--------|-----|----|----|----|-----|-----|
| 870030075P   | 75     | 99  | 30 | 14 | —  | 300 | 53  |
| 870030090P   | 90     | 115 | 34 | 16 | —  | 170 | 76  |
| 870030110P   | 110    | 140 | 42 | 19 | —  | 100 | 133 |

## Split Ring - CPVC

07003V

Casquilla de apriete (CPVC)

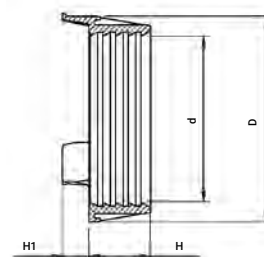


| Product Code | Size d | E  | H  | UB  | UC    | W  |
|--------------|--------|----|----|-----|-------|----|
| 07003V016P   | 16     | 23 | 12 | 100 | 12000 | 3  |
| 07003V020P   | 20     | 31 | 13 | 100 | 6500  | 4  |
| 07003V025P   | 25     | 36 | 13 | 100 | 4500  | 5  |
| 07003V032P   | 32     | 44 | 19 | 50  | 1500  | 11 |
| 07003V040P   | 40     | 55 | 24 | —   | 1200  | 19 |
| 07003V050P   | 50     | 67 | 30 | —   | 500   | 32 |
| 07003V063P   | 63     | 83 | 37 | —   | 300   | 53 |

## Split Ring - CPVC

87003V

Casquilla de apriete (CPVC)

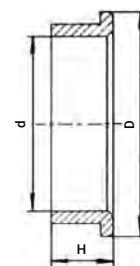


| Product Code | Size d | D   | H  | H1 | UB | UC  | W   |
|--------------|--------|-----|----|----|----|-----|-----|
| 87003V075P   | 75     | 99  | 30 | 13 | —  | 240 | 53  |
| 87003V090P   | 90     | 115 | 34 | 14 | —  | 115 | 90  |
| 87003V110P   | 110    | 140 | 42 | 16 | —  | 70  | 151 |

## Insert

07005

Inserto de PP



| Product Code | Size d    | D   | H  | UB  | UC   | W   |
|--------------|-----------|-----|----|-----|------|-----|
| 070050016P   | 16        | 17  | 12 | 100 | 8700 | 1   |
| 070050020P   | 20        | 29  | 10 | 100 | 5000 | 1   |
| 070050025P   | 25        | 36  | 11 | 100 | 4000 | 3   |
| 070050032P   | 32        | 45  | 11 | 100 | 4000 | 6   |
| 070050075P   | 75        | 94  | 17 | —   | 300  | 31  |
| 070050090P   | 90        | 116 | 25 | —   | 160  | 56  |
| 070050110P   | 110       | 138 | 30 | —   | 100  | 81  |
| 070050125P   | 125 Upper | 164 | 48 | —   | 80   | 153 |
| 070051125P   | 125 Lower | 142 | 18 | —   | 160  | 204 |

87005



| Product Code | Size d | D   | H  | UB | UC  | W  |
|--------------|--------|-----|----|----|-----|----|
| 870050075P   | 75     | 77  | 27 | —  | 300 | 37 |
| 870050090P   | 90     | 92  | 31 | —  | 200 | 48 |
| 870050110P   | 110    | 113 | 40 | —  | 100 | 80 |

## Chamfer Tool for PE Pipes

18960

Herramienta para biselar



| Product Code  | Size    | UB | UC  | W   |
|---------------|---------|----|-----|-----|
| 189600063020P | 20 - 63 | –  | 180 | 202 |

## Chamfer Tool for PE Pipes

07960

Herramienta para biselar



| Product Code | Size    | UB | UC  | W  |
|--------------|---------|----|-----|----|
| 079600063020 | 20 - 63 | 1  | 180 | 86 |

## PLASSON Wrench

07990

Llave PLASSON

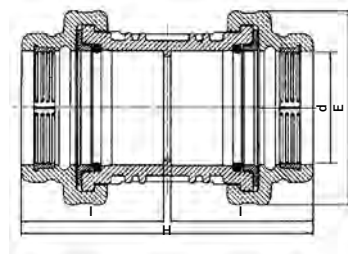


| Product Code | Size     | UB | UC  | W   |
|--------------|----------|----|-----|-----|
| 07990001     | 16 - 40  | –  | 250 | 65  |
| 07990005     | 40 - 75  | –  | 75  | 296 |
| 07990000     | 63 - 125 | –  | 40  | 840 |

## Coupling

070106

Enlace recto



| Product Code | Size d x d | E   | I   | H   | UB | UC | W    |
|--------------|------------|-----|-----|-----|----|----|------|
| 0701061600A  | 160 x 160  | 280 | 204 | 418 | —  | 2  | 8888 |

## Repair Coupling

076106

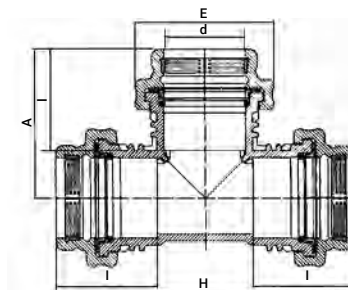
Enlace recto de reparación

| Product Code | Size d x d | E   | I   | H   | UB | UC | W    |
|--------------|------------|-----|-----|-----|----|----|------|
| 0761061600A  | 160 x 160  | 280 | 204 | 418 | —  | 2  | 9170 |

## 90° Tee

070406

Te de 90°



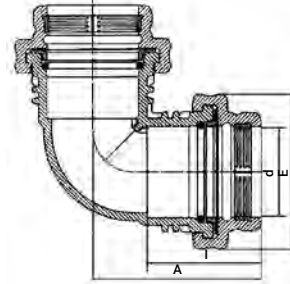
| Product Code | Size d x d x d  | E   | I   | H   | A   | UB | UC | W     |
|--------------|-----------------|-----|-----|-----|-----|----|----|-------|
| 0704061600A  | 160 x 160 x 160 | 280 | 204 | 601 | 301 | —  | 1  | 14738 |



## 90° Elbow

070506

Codo de 90°

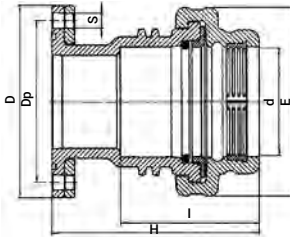


| Product Code | Size d x d | E   | I   | A   | UB | UC | W     |
|--------------|------------|-----|-----|-----|----|----|-------|
| 0705061600A  | 160 x 160  | 280 | 204 | 301 | —  | 2  | 10008 |

## Compression Flange Adaptor (with Metal Flange)

072206

Adaptador compresión-brida (con brida de metal)

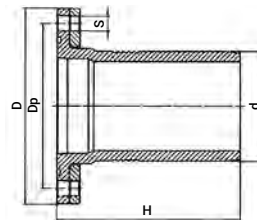


| Product Code   | Size d x DN (inch) | E   | H   | I   | D   | Dp  | S  | No. of Holes | Metal-Flange Size | UC | W    |
|----------------|--------------------|-----|-----|-----|-----|-----|----|--------------|-------------------|----|------|
| 0722061600500A | 160 x 125 (5")     | 280 | 304 | 204 | 250 | 210 | 18 | 8            | 125 / 160 x 125   | 3  | 7700 |
| 0722061600600A | 160 x 150 (6")     | 280 | 304 | 204 | 285 | 240 | 22 | 8            | 125 / 160 x 150   | 3  | 9151 |

## Flange Adaptor (with Metal Flange)

072306

Adaptador brida (con brida de metal)

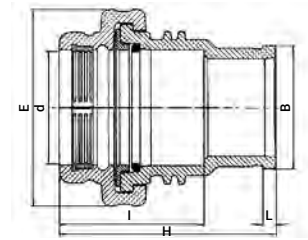


| Product Code   | Size d x DN (inch) | H   | D   | Dp  | S  | No. of Holes | Metal-Flange Size | UC | W    |
|----------------|--------------------|-----|-----|-----|----|--------------|-------------------|----|------|
| 0723061600500A | 160 x 125 (5")     | 265 | 250 | 210 | 18 | 8            | 125 / 160 x 125   | 6  | 4345 |
| 0723061600600A | 160 x 150 (6")     | 265 | 285 | 240 | 22 | 8            | 125 / 160 x 150   | 5  | 5650 |

# Shouldered Adaptor

073206

Adaptador minero

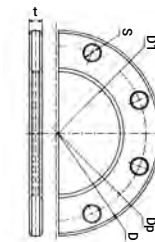


| Product Code   | Size d x DN (inch) | E   | H   | I   | L  | B   | UB | UC | W    |
|----------------|--------------------|-----|-----|-----|----|-----|----|----|------|
| 0732061600600A | 160 x 150 (6")     | 280 | 304 | 204 | 18 | 175 | —  | 4  | 5170 |

# Half Metal Flange

07006

Brida de metal



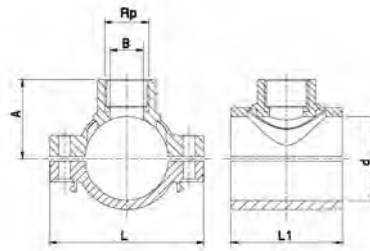
| Product Code  | Size d x DN (inch)   | D   | Dp  | D1  | S  | t  | Th* (mm) | Th* (inch) | No. of Holes | UC   | W |
|---------------|----------------------|-----|-----|-----|----|----|----------|------------|--------------|------|---|
| 070060160050P | 125 / 160 x 125 (5") | 250 | 210 | 170 | 18 | 12 | M16      | 5/8        | 4            | 1100 | — |
| 070060160060P | 125 / 160 x 150 (6") | 250 | 240 | 170 | 22 | 12 | M20      | 3/4        | 4            | 1800 | — |

\* Nominal diameter of bolts | \* Diametro nominal del tornillo

# Saddle Single Outlet with Reinforcing Ring

16076\*

Collarin simple con anillo de refuerzo



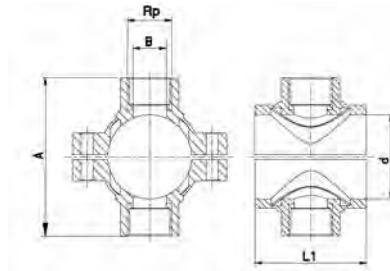
| Product Code | Size d x Rp  | B  | L   | L1  | A   | No. of Bolts | UB | UC  | W    |
|--------------|--------------|----|-----|-----|-----|--------------|----|-----|------|
| 160760020005 | 20 x 1/2"    | 10 | 70  | 45  | 33  | 2            | 1  | 400 | 63   |
| 160760025005 | 25 x 1/2"    | 15 | 75  | 50  | 36  | 2            | 1  | 300 | 70   |
| 160760025007 | 25 x 3/4"    | 15 | 75  | 50  | 37  | 2            | 1  | 300 | 73   |
| 160760032005 | 32 x 1/2"    | 16 | 92  | 60  | 40  | 2            | 1  | 150 | 133  |
| 160760032007 | 32 x 3/4"    | 19 | 92  | 60  | 41  | 2            | 1  | 150 | 135  |
| 160760032010 | 32 x 1"      | 20 | 92  | 60  | 42  | 2            | 1  | 150 | 142  |
| 160760040005 | 40 x 1/2"    | 16 | 92  | 60  | 45  | 2            | 1  | 150 | 141  |
| 160760040007 | 40 x 3/4"    | 19 | 92  | 60  | 46  | 2            | 1  | 150 | 143  |
| 160760040010 | 40 x 1"      | 25 | 92  | 60  | 49  | 2            | 1  | 150 | 151  |
| 160760050005 | 50 x 1/2"    | 16 | 106 | 73  | 51  | 2            | 1  | 100 | 179  |
| 160760050007 | 50 x 3/4"    | 21 | 106 | 73  | 52  | 2            | 1  | 100 | 180  |
| 160760050010 | 50 x 1"      | 25 | 106 | 73  | 54  | 2            | 1  | 100 | 187  |
| 160760050013 | 50 x 1 1/4"  | 25 | 106 | 73  | 58  | 2            | 1  | 100 | 212  |
| 160760063005 | 63 x 1/2"    | 16 | 116 | 84  | 58  | 4            | 1  | 70  | 278  |
| 160760063007 | 63 x 3/4"    | 20 | 116 | 84  | 59  | 4            | 1  | 70  | 279  |
| 160760063010 | 63 x 1"      | 25 | 116 | 84  | 61  | 4            | 1  | 70  | 286  |
| 160760063013 | 63 x 1 1/4"  | 32 | 116 | 84  | 66  | 4            | 1  | 70  | 308  |
| 160760063015 | 63 x 1 1/2"  | 39 | 116 | 84  | 67  | 4            | 1  | 60  | 322  |
| 160760075005 | 75 x 1/2"    | 16 | 122 | 98  | 64  | 4            | 1  | 60  | 369  |
| 160760075007 | 75 x 3/4"    | 20 | 122 | 98  | 65  | 4            | 1  | 55  | 369  |
| 160760075010 | 75 x 1"      | 25 | 122 | 98  | 67  | 4            | 1  | 55  | 376  |
| 160760075013 | 75 x 1 1/4"  | 32 | 122 | 98  | 72  | 4            | 1  | 55  | 398  |
| 160760075015 | 75 x 1 1/2"  | 40 | 122 | 98  | 73  | 4            | 1  | 50  | 411  |
| 160760075020 | 75 x 2"      | 40 | 122 | 98  | 78  | 4            | 1  | 45  | 433  |
| 160760090005 | 90 x 1/2"    | 16 | 141 | 105 | 72  | 4            | 1  | 40  | 453  |
| 160760090007 | 90 x 3/4"    | 20 | 141 | 105 | 73  | 4            | 1  | 40  | 454  |
| 160760090010 | 90 x 1"      | 25 | 141 | 105 | 75  | 4            | 1  | 40  | 460  |
| 160760090013 | 90 x 1 1/4"  | 32 | 141 | 105 | 80  | 4            | 1  | 40  | 483  |
| 160760090015 | 90 x 1 1/2"  | 40 | 141 | 105 | 81  | 4            | 1  | 40  | 467  |
| 160760090020 | 90 x 2"      | 50 | 141 | 105 | 86  | 4            | 1  | 40  | 511  |
| 160760110005 | 110 x 1/2"   | 16 | 165 | 116 | 83  | 4            | 1  | 45  | 561  |
| 160760110007 | 110 x 3/4"   | 20 | 165 | 116 | 84  | 4            | 1  | 45  | 562  |
| 160760110010 | 110 x 1"     | 25 | 165 | 116 | 87  | 4            | 1  | 36  | 567  |
| 160760110013 | 110 x 1 1/4" | 32 | 165 | 116 | 91  | 4            | 1  | 36  | 588  |
| 160760110015 | 110 x 1 1/2" | 40 | 165 | 116 | 92  | 4            | 1  | 36  | 600  |
| 160760110020 | 110 x 2"     | 50 | 165 | 116 | 97  | 4            | 1  | 30  | 615  |
| 160760125007 | 125 x 3/4"   | 20 | 184 | 124 | 91  | 6            | 1  | 30  | 762  |
| 160760125010 | 125 x 1"     | 25 | 184 | 124 | 94  | 6            | 1  | 30  | 755  |
| 160760125013 | 125 x 1 1/4" | 32 | 184 | 124 | 98  | 6            | 1  | 30  | 778  |
| 160760125015 | 125 x 1 1/2" | 40 | 184 | 124 | 99  | 6            | 1  | 30  | 781  |
| 160760125020 | 125 x 2"     | 50 | 184 | 124 | 104 | 6            | 1  | 25  | 796  |
| 160760140010 | 140 x 1"     | 25 | 201 | 136 | 101 | 6            | 1  | 24  | 893  |
| 160760140013 | 140 x 1 1/4" | 32 | 201 | 136 | 106 | 6            | 1  | 24  | 912  |
| 160760140015 | 140 x 1 1/2" | 40 | 201 | 136 | 107 | 6            | 1  | 24  | 922  |
| 160760140020 | 140 x 2"     | 50 | 201 | 136 | 112 | 6            | 1  | 20  | 938  |
| 160760160010 | 160 x 1"     | 25 | 223 | 145 | 112 | 6            | 1  | 20  | 1039 |
| 160760160013 | 160 x 1 1/4" | 32 | 223 | 145 | 117 | 6            | 1  | 20  | 1061 |
| 160760160015 | 160 x 1 1/2" | 40 | 223 | 145 | 118 | 6            | 1  | 20  | 1071 |
| 160760160020 | 160 x 2"     | 50 | 223 | 145 | 123 | 6            | 1  | 20  | 1080 |
| 160760180010 | 180 x 1"     | 25 | 245 | 154 | 122 | 6            | 1  | 16  | 1314 |
| 160760180013 | 180 x 1 1/4" | 32 | 245 | 154 | 127 | 6            | 1  | 16  | 1319 |
| 160760180015 | 180 x 1 1/2" | 40 | 245 | 154 | 128 | 6            | 1  | 16  | 1349 |
| 160760180020 | 180 x 2"     | 50 | 245 | 154 | 133 | 6            | 1  | 16  | 1334 |

16086 - without reinforcing ring, 16077 - With stainless steel bolts

# Saddle Double Outlet with Reinforcing Ring Options

16176\*

## Collarin doble con anillo de refuerzo




| Product Code | Size d x Rp  | B  | L   | L1  | A   | No. of Bolts | UB | UC  | W    |
|--------------|--------------|----|-----|-----|-----|--------------|----|-----|------|
| 161760020005 | 20 x 1/2"    | 10 | 70  | 45  | 66  | 2            | 1  | 300 | 73   |
| 161760025005 | 25 x 1/2"    | 15 | 75  | 50  | 71  | 2            | 1  | 250 | 81   |
| 161760025007 | 25 x 3/4"    | 15 | 75  | 50  | 73  | 2            | 1  | 250 | 86   |
| 161760032005 | 32 x 1/2"    | 16 | 92  | 60  | 80  | 2            | 1  | 140 | 144  |
| 161760032007 | 32 x 3/4"    | 19 | 92  | 60  | 82  | 2            | 1  | 140 | 148  |
| 161760032010 | 32 x 1"      | 20 | 92  | 60  | 84  | 2            | 1  | 140 | 163  |
| 161760040005 | 40 x 1/2"    | 16 | 92  | 60  | 89  | 2            | 1  | 120 | 153  |
| 161760040007 | 40 x 3/4"    | 19 | 92  | 60  | 91  | 2            | 1  | 120 | 157  |
| 161760040010 | 40 x 1"      | 25 | 92  | 60  | 98  | 2            | 1  | 120 | 174  |
| 161760050005 | 50 x 1/2"    | 16 | 106 | 73  | 102 | 2            | 1  | 80  | 193  |
| 161760050007 | 50 x 3/4"    | 21 | 106 | 73  | 104 | 2            | 1  | 80  | 196  |
| 161760050010 | 50 x 1"      | 25 | 106 | 73  | 109 | 2            | 1  | 80  | 210  |
| 161760050013 | 50 x 1 1/4"  | 25 | 106 | 73  | 117 | 2            | 1  | 80  | 260  |
| 161760063005 | 63 x 1/2"    | 16 | 116 | 84  | 116 | 4            | 1  | 80  | 293  |
| 161760063007 | 63 x 3/4"    | 20 | 116 | 84  | 118 | 4            | 1  | 70  | 296  |
| 161760063010 | 63 x 1"      | 25 | 116 | 84  | 123 | 4            | 1  | 70  | 310  |
| 161760063013 | 63 x 1 1/4"  | 32 | 116 | 84  | 132 | 4            | 1  | 70  | 354  |
| 161760063015 | 63 x 1 1/2"  | 39 | 116 | 84  | 133 | 4            | 1  | 60  | 382  |
| 161760075005 | 75 x 1/2"    | 16 | 122 | 98  | 128 | 4            | 1  | 60  | 382  |
| 161760075007 | 75 x 3/4"    | 20 | 122 | 98  | 130 | 4            | 1  | 60  | 382  |
| 161760075010 | 75 x 1"      | 25 | 122 | 98  | 135 | 4            | 1  | 50  | 397  |
| 161760075013 | 75 x 1 1/4"  | 32 | 122 | 98  | 144 | 4            | 1  | 50  | 438  |
| 161760075015 | 75 x 1 1/2"  | 40 | 122 | 98  | 145 | 4            | 1  | 50  | 465  |
| 161760075020 | 75 x 2"      | 40 | 122 | 98  | 155 | 4            | 1  | 40  | 513  |
| 161760090005 | 90 x 1/2"    | 16 | 141 | 105 | 143 | 4            | 1  | 45  | 467  |
| 161760090007 | 90 x 3/4"    | 20 | 141 | 105 | 146 | 4            | 1  | 45  | 468  |
| 161760090010 | 90 x 1"      | 25 | 141 | 105 | 151 | 4            | 1  | 45  | 482  |
| 161760090013 | 90 x 1 1/4"  | 32 | 141 | 105 | 160 | 4            | 1  | 40  | 526  |
| 161760090015 | 90 x 1 1/2"  | 40 | 141 | 105 | 162 | 4            | 1  | 40  | 546  |
| 161760090020 | 90 x 2"      | 50 | 141 | 105 | 172 | 4            | 1  | 36  | 585  |
| 161760110005 | 110 x 1/2"   | 16 | 165 | 116 | 166 | 4            | 1  | 40  | 575  |
| 161760110007 | 110 x 3/4"   | 20 | 165 | 116 | 168 | 4            | 1  | 40  | 577  |
| 161760110010 | 110 x 1"     | 25 | 165 | 116 | 173 | 4            | 1  | 36  | 586  |
| 161760110013 | 110 x 1 1/4" | 32 | 165 | 116 | 182 | 4            | 1  | 30  | 628  |
| 161760110015 | 110 x 1 1/2" | 40 | 165 | 116 | 187 | 4            | 1  | 30  | 653  |
| 161760110020 | 110 x 2"     | 50 | 165 | 116 | 196 | 4            | 1  | 24  | 685  |
| 161760125007 | 125 x 3/4"   | 20 | 184 | 124 | 182 | 6            | 1  | 20  | 814  |
| 161760125010 | 125 x 1"     | 25 | 184 | 124 | 187 | 6            | 1  | 20  | 814  |
| 161760125013 | 125 x 1 1/4" | 32 | 184 | 124 | 196 | 6            | 1  | 20  | 814  |
| 161760125015 | 125 x 1 1/2" | 40 | 184 | 124 | 198 | 6            | 1  | 20  | 834  |
| 161760125020 | 125 x 2"     | 50 | 184 | 124 | 208 | 6            | 1  | 20  | 761  |
| 161760140010 | 140 x 1"     | 25 | 201 | 136 | 202 | 6            | 1  | 20  | 948  |
| 161760140013 | 140 x 1 1/4" | 32 | 201 | 136 | 212 | 6            | 1  | 20  | 947  |
| 161760140015 | 140 x 1 1/2" | 40 | 201 | 136 | 213 | 6            | 1  | 20  | 967  |
| 161760140020 | 140 x 2"     | 50 | 201 | 136 | 223 | 6            | 1  | 20  | 1001 |
| 161760160010 | 160 x 1"     | 25 | 223 | 145 | 223 | 6            | 1  | 16  | 1055 |
| 161760160013 | 160 x 1 1/4" | 32 | 223 | 145 | 233 | 6            | 1  | 16  | 1098 |
| 161760160015 | 160 x 1 1/2" | 40 | 223 | 145 | 235 | 6            | 1  | 16  | 1119 |
| 161760160020 | 160 x 2"     | 50 | 223 | 145 | 245 | 6            | 1  | 16  | 1137 |
| 161760180010 | 180 x 1"     | 25 | 245 | 154 | 243 | 6            | 1  | 16  | 1310 |
| 161760180013 | 180 x 1 1/4" | 32 | 245 | 154 | 253 | 6            | 1  | 16  | 1335 |
| 161760180015 | 180 x 1 1/2" | 40 | 245 | 154 | 255 | 6            | 1  | 16  | 1247 |
| 161760180020 | 180 x 2"     | 50 | 245 | 154 | 265 | 6            | 1  | 16  | 1368 |

16186 - without reinforcing ring, 16177 - With stainless steel bolts

## Plated Nut & Bolt for Saddles

16005\*

Tornillo y tuerca de acero niquelado para collarin



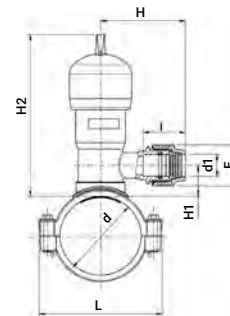
| Product Code | Bolt Dimensions/mm | Saddles               |
|--------------|--------------------|-----------------------|
| 16005306     | 6 x 30             | 20 - 25               |
| 16005458     | 8 x 45             | 32 - 40 - 50 - 63     |
| 16005608     | 8 x 60             | 75 - 90 - 110         |
| 16005708     | 8 x 70             | 125 - 140 - 160 - 180 |

\* Nuts & Bolts also available in stainless steel | \* Tornillos y tuercas, a disposición, en acero inoxidable

## Mechanical Tapping Valve

18680

Valvula mecanica con salida rotatoria tapper



| Product Code | Size d x d1 | L   | L1* | H   | H1 | H2  | E   | I   | UB | UC | W    |
|--------------|-------------|-----|-----|-----|----|-----|-----|-----|----|----|------|
| 186800063032 | 63 x 32     | 116 | 84  | 135 | 55 | 240 | 64  | 67  | 1  | 8  | 2090 |
| 186800063063 | 63 x 63     | 116 | 84  | 200 | 60 | 240 | 113 | 110 | 1  | 8  | 2210 |
| 186800075032 | 75 x 32     | 122 | 98  | 135 | 60 | 244 | 64  | 67  | 1  | 8  | 1840 |
| 186800075063 | 75 x 63     | 122 | 98  | 200 | 65 | 244 | 113 | 110 | 1  | 8  | 2230 |
| 186800090032 | 90 x 32     | 141 | 105 | 135 | 60 | 244 | 64  | 67  | 1  | 8  | 2150 |
| 186800090063 | 90 x 63     | 141 | 105 | 200 | 65 | 244 | 113 | 110 | 1  | 8  | 2270 |
| 186800110032 | 110 x 32    | 165 | 116 | 135 | 60 | 244 | 64  | 67  | 1  | 8  | 2270 |
| 186800110063 | 110 x 63    | 165 | 116 | 200 | 65 | 244 | 113 | 110 | 1  | 8  | 2730 |
| 186800125032 | 125 x 32    | 184 | 124 | 135 | 60 | 244 | 64  | 67  | 1  | 8  | 2280 |
| 186800125063 | 125 x 63    | 184 | 124 | 200 | 65 | 244 | 113 | 110 | 1  | 8  | 2390 |
| 186800140032 | 140 x 32    | 201 | 136 | 135 | 60 | 244 | 64  | 67  | 1  | 8  | 2290 |
| 186800140063 | 140 x 63    | 201 | 136 | 200 | 65 | 244 | 113 | 110 | 1  | 6  | 2440 |
| 186800160032 | 160 x 32    | 223 | 145 | 135 | 60 | 244 | 64  | 67  | 1  | 6  | 2490 |
| 186800160063 | 160 x 63    | 223 | 145 | 200 | 65 | 244 | 113 | 110 | 1  | 6  | 2440 |
| 186800180032 | 180 x 32    | 245 | 154 | 135 | 60 | 244 | 64  | 67  | 1  | 6  | 2550 |
| 186800180063 | 180 x 63    | 245 | 154 | 200 | 65 | 244 | 113 | 110 | 1  | 4  | 2550 |

\* L1 - Length along pipe | \* L1 - Longitud del collarine



# PLASSA D D L E

## PLASSON Mechanical Saddle



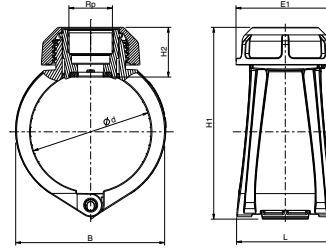
### **"PLASSADDLE" – PLASSON's revolutionary mechanical saddle**

PLASSON is proud to introduce its newly designed mechanical saddle, featuring fast, bolt free installation as well as some of our well-established mechanical fitting features:

- Fast and Innovative tightening mechanism
- No bolts
- Non-corrosive, strong and durable plastic parts - no metal components
- Integral seals - no need for thread sealants

# PLASSADDLE Threaded

16300

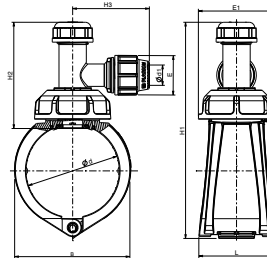


| Product Code | Size d x Rp  | B   | L   | E1  | H1  | H2 | UB | UC | W |
|--------------|--------------|-----|-----|-----|-----|----|----|----|---|
| 16300063005* | 63 x 1/2"    | 91  | 89  | 102 | 136 | 49 |    |    |   |
| 16300063007  | 63 x 3/4"    | 91  | 89  | 102 | 136 | 49 |    |    |   |
| 16300063010  | 63 x 1"      | 91  | 89  | 102 | 136 | 49 |    |    |   |
| 16300063013* | 63 x 1 1/4"  | 91  | 89  | 102 | 146 | 58 |    |    |   |
| 16300063015  | 63 x 1 1/2"  | 91  | 89  | 102 | 136 | 49 |    |    |   |
| 16300090005* | 90 x 1/2"    | 119 | 94  | 102 | 163 | 49 |    |    |   |
| 16300090007  | 90 x 3/4"    | 119 | 94  | 102 | 163 | 49 |    |    |   |
| 16300090010  | 90 x 1"      | 119 | 94  | 102 | 163 | 49 |    |    |   |
| 16300090013* | 90 x 1 1/4"  | 119 | 94  | 102 | 173 | 58 |    |    |   |
| 16300090015  | 90 x 1 1/2"  | 119 | 94  | 102 | 163 | 49 |    |    |   |
| 16300110005* | 110 x 1/2"   | 141 | 97  | 102 | 180 | 49 |    |    |   |
| 16300110007  | 110 x 3/4"   | 141 | 97  | 102 | 180 | 49 |    |    |   |
| 16300110010  | 110 x 1"     | 141 | 97  | 102 | 180 | 49 |    |    |   |
| 16300110013* | 110 x 1 1/4" | 141 | 97  | 102 | 190 | 58 |    |    |   |
| 16300110015* | 110 x 1 1/2" | 141 | 97  | 102 | 180 | 49 |    |    |   |
| 16300125005* | 125 x 1/2"   | 157 | 100 | 102 | 198 | 49 |    |    |   |
| 16300125007  | 125 x 3/4"   | 157 | 100 | 102 | 198 | 49 |    |    |   |
| 16300125010  | 125 x 1"     | 157 | 100 | 102 | 198 | 49 |    |    |   |
| 16300125013* | 125 x 1 1/4" | 157 | 100 | 102 | 207 | 58 |    |    |   |
| 16300125015  | 125 x 1 1/2" | 157 | 100 | 102 | 198 | 49 |    |    |   |
| 16300160005* | 160 x 1/2"   | 197 | 106 | 102 | 235 | 49 |    |    |   |
| 16300160007  | 160 x 3/4"   | 197 | 106 | 102 | 235 | 49 |    |    |   |
| 16300160010  | 160 x 1"     | 197 | 106 | 102 | 235 | 49 |    |    |   |
| 16300160013* | 160 x 1 1/4" | 197 | 106 | 102 | 235 | 58 |    |    |   |
| 16300160015  | 160 x 1 1/2" | 197 | 106 | 102 | 235 | 49 |    |    |   |
| 16300180005* | 180 x 1/2"   | 220 | 110 | 102 | 255 | 49 |    |    |   |
| 16300180007  | 180 x 3/4"   | 220 | 110 | 102 | 255 | 49 |    |    |   |
| 16300180010  | 180 x 1"     | 220 | 110 | 102 | 255 | 49 |    |    |   |
| 16300180013* | 180 x 1 1/4" | 220 | 110 | 102 | 264 | 58 |    |    |   |
| 16300180015  | 180 x 1 1/2" | 220 | 110 | 102 | 255 | 49 |    |    |   |

\* Will be available during 2022

# PLASSADDLE Tapper

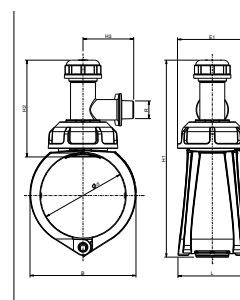
16310



| Product Code | Size d x d1 | B   | L   | E  | E1  | H1  | H2  | H3  | UC | W   |
|--------------|-------------|-----|-----|----|-----|-----|-----|-----|----|-----|
| 163100063025 | 63 x 25     | 91  | 89  | 54 | 102 | 231 | 144 | 106 | 30 | 642 |
| 163100063032 | 63 x 32     | 91  | 89  | 64 | 102 | 231 | 144 | 111 | 30 | 677 |
| 163100090025 | 90 x 25     | 119 | 94  | 54 | 102 | 258 | 144 | 106 |    |     |
| 163100090032 | 90 x 32     | 119 | 94  | 64 | 102 | 258 | 144 | 111 | 25 | 748 |
| 163100110025 | 110 x 25    | 141 | 97  | 54 | 102 | 273 | 144 | 106 |    |     |
| 163100110032 | 110 x 32    | 141 | 97  | 64 | 102 | 273 | 144 | 111 |    |     |
| 163100125025 | 125 x 25    | 157 | 100 | 54 | 102 | 290 | 144 | 106 | 24 | 820 |
| 163100125032 | 125 x 32    | 157 | 100 | 64 | 102 | 290 | 144 | 111 | 16 | 860 |
| 163100160025 | 160 x 25    | 198 | 106 | 54 | 102 | 325 | 144 | 106 |    |     |
| 163100160032 | 160 x 32    | 198 | 106 | 64 | 102 | 325 | 144 | 111 |    |     |
| 163100180025 | 180 x 25    | 220 | 110 | 54 | 102 | 350 | 144 | 106 |    |     |
| 163100180032 | 180 x 32    | 220 | 110 | 64 | 102 | 350 | 144 | 111 |    |     |

# PLASSADDLE Tapper Male

1631R



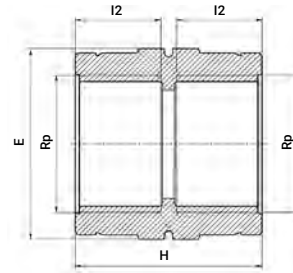
| Product Code | Size d x d1 | B   | L   | E1  | H1  | H2  | H3 | UC | W |
|--------------|-------------|-----|-----|-----|-----|-----|----|----|---|
| 1631R0063010 | 63 x 1"     | 91  | 89  | 102 | 231 | 144 | 78 |    |   |
| 1631R0090010 | 90 x 1"     | 119 | 94  | 102 | 258 | 144 | 78 |    |   |
| 1631R0110010 | 110 x 1"    | 141 | 97  | 102 | 273 | 144 | 78 |    |   |
| 1631R0125010 | 125 x 1"    | 157 | 100 | 102 | 290 | 144 | 78 |    |   |
| 1631R0160010 | 160 x 1"    | 198 | 106 | 102 | 325 | 144 | 78 |    |   |
| 1631R0180010 | 180 x 1"    | 220 | 110 | 102 | 350 | 144 | 78 |    |   |



## Threaded Socket

050107\*

Manguito rosca hembra x hembra



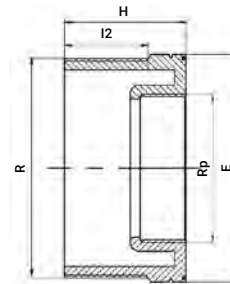
| Product Code | Size Rp x Rp    | E  | H  | I2 | UB | UC   | W  |
|--------------|-----------------|----|----|----|----|------|----|
| 050107005    | 1/2" x 1/2"     | 30 | 39 | 17 | 10 | 1200 | 15 |
| 050107007    | 3/4" x 3/4"     | 36 | 41 | 19 | 10 | 1000 | 19 |
| 050107010    | 1" x 1"         | 46 | 45 | 21 | 10 | 600  | 31 |
| 050107013    | 1 1/4" x 1 1/4" | 60 | 54 | 25 | 10 | 250  | 65 |
| 050107015    | 1 1/2" x 1 1/2" | 65 | 54 | 25 | 10 | 250  | 76 |
| 050107020    | 2" x 2"         | 75 | 66 | 31 | 5  | 150  | 94 |

\* With reinforcing ring - Cat. No. 050117 | \* Con anillo de refuerzo - Cat. No. 050117

## Threaded Reducing Bushing

050207

Manguito reductor hembra x macho

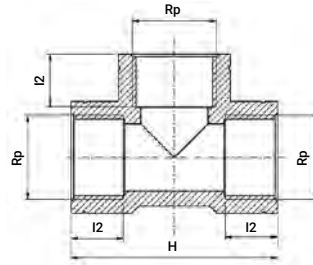


| Product Code | Size R x Rp     | E   | H  | I2 | UB | UC   | W   |
|--------------|-----------------|-----|----|----|----|------|-----|
| 050207007005 | 3/4" x 1/2"     | 27  | 30 | 17 | 10 | 2000 | 6   |
| 050207010005 | 1" x 1/2"       | 36  | 32 | 19 | 10 | 1000 | 16  |
| 050207010007 | 1" x 3/4"       | 36  | 32 | 19 | 10 | 1000 | 11  |
| 050207013005 | 1 1/4" x 1/2"   | 46  | 37 | 21 | 10 | 700  | 27  |
| 050207013007 | 1 1/4" x 3/4"   | 46  | 37 | 21 | 10 | 700  | 28  |
| 050207013010 | 1 1/4" x 1"     | 46  | 37 | 21 | 10 | 700  | 21  |
| 050207015005 | 1 1/2" x 1/2"   | 50  | 37 | 21 | 10 | 600  | 34  |
| 050207015007 | 1 1/2" x 3/4"   | 50  | 37 | 21 | 10 | 600  | 32  |
| 050207015010 | 1 1/2" x 1"     | 50  | 37 | 21 | 10 | 500  | 32  |
| 050207015013 | 1 1/2" x 1 1/4" | 50  | 37 | 21 | 10 | 500  | 20  |
| 050207020005 | 2" x 1/2"       | 63  | 41 | 25 | 5  | 350  | 60  |
| 050207020007 | 2" x 3/4"       | 63  | 41 | 25 | 5  | 350  | 58  |
| 050207020010 | 2" x 1"         | 63  | 41 | 26 | 5  | 300  | 61  |
| 050207020013 | 2" x 1 1/4"     | 63  | 41 | 26 | 5  | 320  | 55  |
| 050207020015 | 2" x 1 1/2"     | 63  | 41 | 26 | 5  | 320  | 44  |
| 050207025020 | 2 1/2" x 2"     | 80  | 44 | 29 | 5  | 200  | 75  |
| 050207030010 | 3" x 1"         | 90  | 48 | 32 | 2  | 150  | 117 |
| 050207030013 | 3" x 1 1/4"     | 90  | 48 | 32 | 2  | 150  | 119 |
| 050207030015 | 3" x 1 1/2"     | 90  | 48 | 32 | 2  | 150  | 118 |
| 050207030020 | 3" x 2"         | 90  | 48 | 32 | 2  | 100  | 103 |
| 050207030025 | 3" x 2 1/2"     | 90  | 48 | 32 | 2  | 150  | 75  |
| 050207040020 | 4" x 2"         | 120 | 56 | 41 | 2  | 80   | 238 |
| 050207040030 | 4" x 3"         | 120 | 56 | 41 | 2  | 80   | 222 |

## 90° Threaded Tee

050407\*

Te de 90° rosca hembra



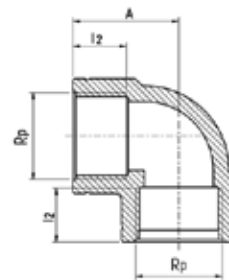
| Product Code | Size Rp | H   | I2 | UB | UC  | W   |
|--------------|---------|-----|----|----|-----|-----|
| 050407005    | 1/2"    | 64  | 18 | 10 | 700 | 28  |
| 050407007    | 3/4"    | 68  | 19 | 10 | 500 | 39  |
| 050407010    | 1"      | 81  | 21 | 10 | 260 | 61  |
| 050407013    | 1 1/4"  | 96  | 25 | 5  | 140 | 114 |
| 050407015    | 1 1/2"  | 108 | 25 | 5  | 90  | 157 |
| 050407020    | 2"      | 130 | 30 | 5  | 60  | 205 |

\* With reinforcing ring - Cat. No. 050417 | \* Con anillo de refuerzo - Cat. No. 050417

## 90° Threaded Elbow

050507\*

Codo de 90° rosca hembra



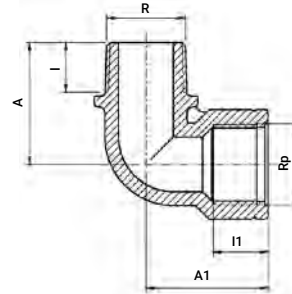
| Product Code | Size Rp x Rp    | A  | I2 | UB | UC   | W   |
|--------------|-----------------|----|----|----|------|-----|
| 050507005    | 1/2" x 1/2"     | 32 | 17 | 10 | 1000 | 22  |
| 050507007    | 3/4" x 3/4"     | 35 | 18 | 10 | 700  | 30  |
| 050507010    | 1" x 1"         | 41 | 21 | 10 | 400  | 45  |
| 050507013    | 1 1/4" x 1 1/4" | 48 | 25 | 10 | 200  | 87  |
| 050507015    | 1 1/2" x 1 1/2" | 54 | 25 | 5  | 150  | 116 |
| 050507020    | 2" x 2"         | 65 | 30 | 5  | 80   | 157 |

\* With reinforcing ring - Cat. No. 050517 | \* Con anillo de refuerzo - Cat. No. 050517

## 90° Threaded Elbow Male x Female

051507

Codo roscado-macho x hembra

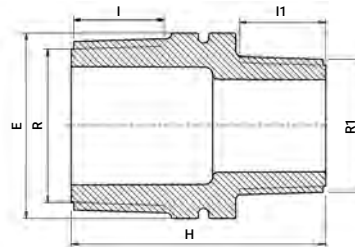


| Product Code | Size R x Rp | A  | A1 | I  | I1 | UB | UC   | W  |
|--------------|-------------|----|----|----|----|----|------|----|
| 051507005    | 1/2" x 1/2" | 36 | 36 | 16 | 17 | 10 | 1000 | 17 |
| 051507007    | 3/4" x 3/4" | 40 | 40 | 17 | 18 | 10 | 700  | 25 |
| 051507010    | 1" x 1"     | 45 | 47 | 19 | 21 | 10 | 400  | 40 |

## Threaded Reducing Nipple

050605

Machón doble reductor

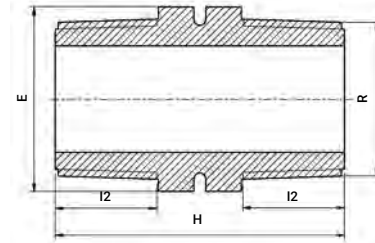


| Product Code | Size R x R1     | E  | H  | I  | I1 | UB | UC   | W  |
|--------------|-----------------|----|----|----|----|----|------|----|
| 050605007005 | 3/4" x 1/2"     | 27 | 47 | 17 | 16 | 10 | 1500 | 10 |
| 050605010005 | 1" x 1/2"       | 36 | 49 | 19 | 16 | 10 | 800  | 17 |
| 050605010007 | 1" x 3/4"       | 36 | 50 | 19 | 17 | 10 | 800  | 18 |
| 050605013005 | 1 1/4" x 1/2"   | 46 | 53 | 21 | 16 | 10 | 500  | 28 |
| 050605013007 | 1 1/4" x 3/4"   | 46 | 54 | 21 | 17 | 10 | 500  | 29 |
| 050605013010 | 1 1/4" x 1"     | 46 | 56 | 21 | 19 | 10 | 500  | 31 |
| 050605015005 | 1 1/2" x 1/2"   | 50 | 54 | 21 | 16 | 5  | 500  | 34 |
| 050605015007 | 1 1/2" x 3/4"   | 50 | 55 | 21 | 17 | 5  | 500  | 34 |
| 050605015010 | 1 1/2" x 1"     | 50 | 57 | 21 | 19 | 5  | 400  | 36 |
| 050605015013 | 1 1/2" x 1 1/4" | 50 | 59 | 21 | 21 | 5  | 400  | 39 |
| 050605020005 | 2" x 1/2"       | 63 | 58 | 25 | 16 | 5  | 280  | 51 |
| 050605020007 | 2" x 3/4"       | 63 | 59 | 25 | 17 | 5  | 260  | 52 |
| 050605020010 | 2" x 1"         | 63 | 61 | 25 | 19 | 5  | 260  | 53 |
| 050605020013 | 2" x 1 1/4"     | 63 | 63 | 25 | 21 | 5  | 240  | 57 |
| 050605020015 | 2" x 1 1/2"     | 63 | 63 | 25 | 21 | 5  | 240  | 58 |

## Threaded Nipple

050607

Machón doble

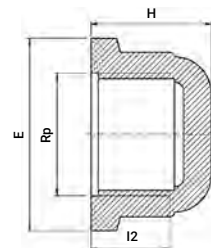


| Product Code | Size R x R      | E  | H  | I2 | UB | UC   | W  |
|--------------|-----------------|----|----|----|----|------|----|
| 050607005    | 1/2" x 1/2"     | 22 | 47 | 17 | 10 | 1800 | 8  |
| 050607007    | 3/4" x 3/4"     | 27 | 49 | 18 | 10 | 1500 | 11 |
| 050607010    | 1" x 1"         | 36 | 55 | 20 | 10 | 800  | 23 |
| 050607013    | 1 1/4" x 1 1/4" | 46 | 60 | 22 | 10 | 400  | 35 |
| 050607015    | 1 1/2" x 1 1/2" | 50 | 61 | 22 | 5  | 300  | 48 |
| 050607020    | 2" x 2"         | 65 | 71 | 26 | 5  | 180  | 78 |

## Threaded Cap

050707

Machón doble

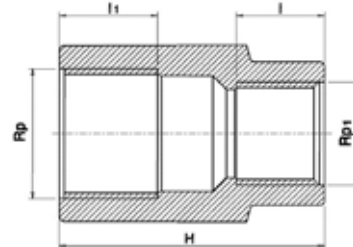


| Product Code | Size Rp | E  | H  | I2 | UB | UC   | W  |
|--------------|---------|----|----|----|----|------|----|
| 050707005    | 1/2"    | 37 | 25 | 15 | 10 | 1600 | 13 |
| 050707007    | 3/4"    | 42 | 26 | 16 | 10 | 1500 | 14 |
| 050707010    | 1"      | 50 | 32 | 19 | 10 | 800  | 27 |
| 050707013    | 1 1/4"  | 59 | 34 | 22 | 10 | 500  | 39 |
| 050707015    | 1 1/2"  | 65 | 34 | 21 | 10 | 450  | 43 |
| 050707020    | 2"      | 80 | 39 | 25 | 5  | 250  | 78 |

## Threaded Reducing Socket

051107

Manguito reductor rosca hembra - hembra

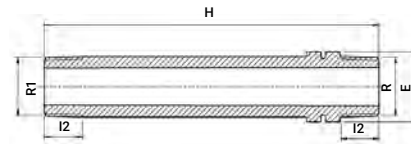


| Product Code | Size Rp x Rp1 | E  | H  | I  | I1 | UB | UC  | W  |
|--------------|---------------|----|----|----|----|----|-----|----|
| 051107007005 | 3/4" x 1/2"   | 36 | 50 | 20 | 19 | 10 | 800 | 24 |

## Threaded Riser

051607

Espiga roscada

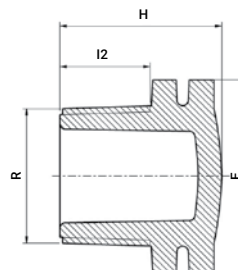


| Product Code | Size R x R1     | E  | H   | I2 | UB | UC  | W   |
|--------------|-----------------|----|-----|----|----|-----|-----|
| 051607005    | 1/2" x 1/2"     | 22 | 150 | 17 | 10 | 600 | 30  |
| 051607007005 | 3/4" x 1/2"     | 27 | 113 | 18 | 10 | 500 | 26  |
| 051607007    | 3/4" x 3/4"     | 27 | 150 | 18 | 10 | 400 | 43  |
| 051607010    | 1" x 1"         | 36 | 150 | 19 | 5  | 250 | 65  |
| 051607013    | 1 1/4" x 1 1/4" | 46 | 150 | 21 | 5  | 150 | 93  |
| 051607015013 | 1 1/2" x 1 1/4" | 50 | 150 | 21 | 5  | 140 | 120 |
| 051607015    | 1 1/2" x 1 1/2" | 50 | 150 | 21 | 5  | 140 | 120 |

# Threaded Plug

051707

Tapón rosca macho

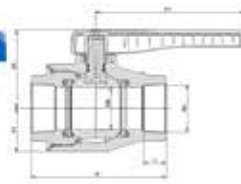
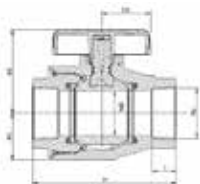


| Product Code | Size R | E  | H  | I2 | UB | UC   | W  |
|--------------|--------|----|----|----|----|------|----|
| 051707003    | 3/8"   | 22 | 24 | 13 | 10 | 4500 | 4  |
| 051707005    | 1/2"   | 27 | 29 | 16 | 10 | 2000 | 8  |
| 051707007    | 3/4"   | 32 | 31 | 17 | 10 | 1500 | 12 |
| 051707010    | 1"     | 36 | 34 | 19 | 10 | 1000 | 16 |
| 051707013    | 1 1/4" | 46 | 38 | 21 | 10 | 700  | 26 |
| 051707015    | 1 1/2" | 55 | 39 | 21 | 10 | 500  | 38 |
| 051707020    | 2"     | 65 | 45 | 25 | 10 | 300  | 60 |

# Ball Valve

03703

Válvula esférica



| Product Code | Size DN x Rc | E   | H   | I    | B  | A1 | A2 | UC | W   |
|--------------|--------------|-----|-----|------|----|----|----|----|-----|
| 0370300005   | 15 x 1/2"    | 53  | 97  | 17.5 | 36 | 27 | 54 | 72 | 180 |
| 0370300007   | 20 x 3/4"    | 53  | 97  | 17.5 | 36 | 27 | 54 | 72 | 175 |
| 0370300010   | 25 x 1"      | 64  | 116 | 20.5 | 46 | 33 | 64 | 72 | 313 |
| 0370300013   | 32 x 1 1/4"  | 73  | 118 | 20   | 55 | 36 | 70 | 48 | 393 |
| 0370300015** | 40 x 1 1/2"  | 91  | 144 | 24   | 65 | 41 | 87 | 30 | 712 |
| 0370300020** | 50 x 2"      | 106 | 162 | 29   | 75 | 53 | 95 | 24 | 918 |

\* 037030F - with drain port | \* 037030F – con sistema de purga

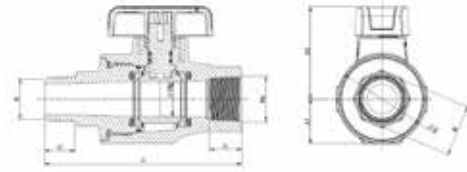
\*\* Long handle

New ball valves can be found in page 227

## PA Ball Valve Female x Male

**NEW!**

0370302



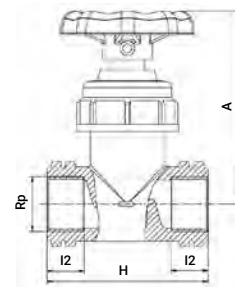
| Product Code   | Size RcxR   | Rp   | DN | A1 | A2 | H   | I1 | I2 | B  | E  | UC | W   |
|----------------|-------------|------|----|----|----|-----|----|----|----|----|----|-----|
| 03703020S00005 | 1/2" x 1/2" | 1/8" | 20 | 27 | 54 | 114 | 18 | 17 | 27 | 53 | 72 | 190 |
| 03703020S00007 | 3/4" x 3/4" | 1/8" | 20 | 27 | 54 | 117 | 19 | 18 | 30 | 53 | 72 | 180 |
| 03703020S00010 | 1" x 1"     | 1/8" | 25 | 33 | 64 | 133 | 22 | 21 | 41 | 64 | 72 | 320 |

\* 03703020SF - with drain port | \* 03703020SF – con sistema de purga

## Threaded Stoptap (Seal NBR)

03405

Válvula de línea rosca hembra (juntas NBR)

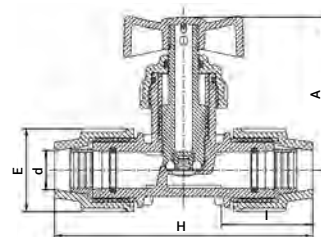


| Product Code | Size Rp x Rp | H  | I2 | A  | UB | UC  | W   |
|--------------|--------------|----|----|----|----|-----|-----|
| 03405077     | 3/4" x 3/4"  | 78 | 18 | 95 | 5  | 140 | 115 |
| 03405110     | 1" x 1"      | 82 | 20 | 95 | 5  | 120 | 129 |

## Compression Stoptap (Seal NBR)

03407

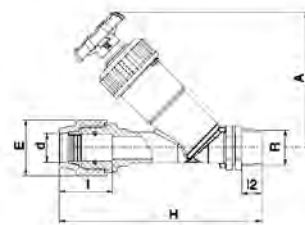
Válvula de línea compresión (juntas NBR)



| Product Code | Size d  | E  | H   | I  | A  | UB | UC  | W   |
|--------------|---------|----|-----|----|----|----|-----|-----|
| 03407020     | 20 x 20 | 48 | 147 | 47 | 87 | 5  | 100 | 168 |
| 03407025     | 25 x 25 | 54 | 154 | 49 | 87 | 5  | 80  | 190 |
| 03407032     | 32 x 32 | 64 | 174 | 57 | 87 | 5  | 60  | 260 |

## Angle Seat Valve (Seal NBR) Threaded x Compression 03048/03948

Válvula de asiento angular - compresión - rosca macho - juntas NBR

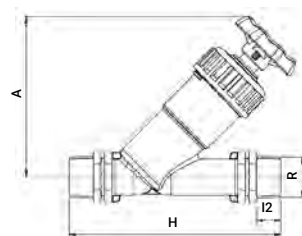


| Product Code | Size d x R  | E   | H   | I   | I2 | A   | UB | UC  | W    |
|--------------|-------------|-----|-----|-----|----|-----|----|-----|------|
| 03048200     | 20 x 1/2"   | 48  | 174 | 57  | 16 | 113 | —  | 100 | 176  |
| 03048250     | 25 x 3/4"   | 54  | 187 | 60  | 18 | 121 | —  | 80  | 238  |
| 03048320     | 32 x 1"     | 64  | 212 | 70  | 20 | 140 | —  | 50  | 360  |
| 03948400     | 40 x 1 1/4" | 82  | 299 | 84  | 22 | 180 | —  | 26  | 605  |
| 03948505     | 50 x 1 1/2" | 96  | 259 | 93  | 22 | 207 | —  | 17  | 924  |
| 03948630     | 63 x 2"     | 113 | 340 | 110 | 26 | 246 | —  | 10  | 1518 |

## Angle Seat Valve (Seal NBR) Threaded Inlet & Outlet 03047\*

03047\*

Válvula de asiento angular, (sello NBR) roscas macho



| Product Code | Size R x R      | H   | I2 | A   | UB | UC  | W    |
|--------------|-----------------|-----|----|-----|----|-----|------|
| 03047055     | 1/2" x 1/2"     | 135 | 16 | 113 | 5  | 120 | 142  |
| 03047077     | 3/4" x 3/4"     | 151 | 18 | 121 | 5  | 100 | 186  |
| 03047110     | 1" x 1"         | 170 | 20 | 140 | —  | 70  | 291  |
| 03047188     | 1 1/4" x 1 1/4" | 225 | 22 | 207 | —  | 40  | 474  |
| 03047155     | 1 1/2" x 1 1/2" | 200 | 22 | 180 | —  | 24  | 733  |
| 03047220     | 2" x 2"         | 254 | 26 | 246 | —  | 15  | 1191 |

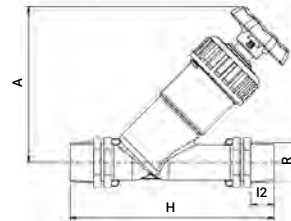
\* Available with NPT thread | \* Disponible con rosca NPT



## Angle Seat Valve (Seal FPM) Threaded Inlet & Outlet

03049\*

Válvula de asiento angular, (sello FPM) roscas macho



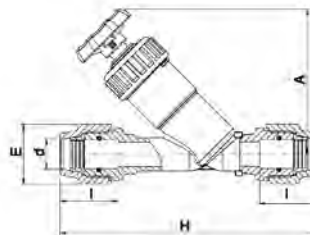
| Product Code | Size R x R      | H   | I2 | A   | UB | UC  | W    |
|--------------|-----------------|-----|----|-----|----|-----|------|
| 03049055     | 1/2" x 1/2"     | 135 | 16 | 113 | 5  | 120 | 136  |
| 03049077     | 3/4" x 3/4"     | 151 | 18 | 121 | 5  | 100 | 191  |
| 03049110     | 1" x 1"         | 170 | 20 | 140 | —  | 70  | 295  |
| 03049188     | 1 1/4" x 1 1/4" | 200 | 22 | 180 | —  | 40  | 474  |
| 03049155     | 1 1/2" x 1 1/2" | 225 | 22 | 207 | —  | 24  | 733  |
| 03049220     | 2" x 2"         | 254 | 26 | 246 | —  | 15  | 1207 |

\* Available with NPT thread | \* Disponible con rosca NPT

## Angle Seat Valve (Seal NBR) Compression Inlet & Outlet

03046

Válvula de asiento angular, (sello NBR) compresión

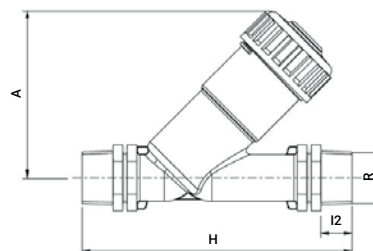


| Product Code | Size d x d | E  | H   | I  | A   | UB | UC | W   |
|--------------|------------|----|-----|----|-----|----|----|-----|
| 03046320     | 32 x 32    | 64 | 254 | 70 | 140 | —  | 40 | 438 |

## Check Valve (Seal EPDM) Threaded Inlet & Outlet

03067/03068\*

Válvula antirretorno, (sello EPDM) roscas macho

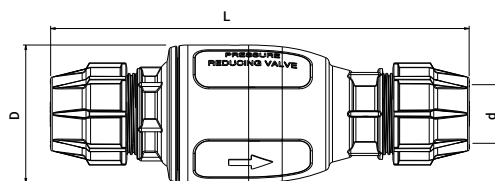


| Product Code | Size R          | H   | I2 | A   | UB | UC  | W   |
|--------------|-----------------|-----|----|-----|----|-----|-----|
| 03067077     | 3/4" x 3/4"     | 151 | 18 | 96  | 5  | 140 | 141 |
| 03067110     | 1" x 1"         | 170 | 20 | 106 | 5  | 100 | 210 |
| 03067188     | 1 1/4" x 1 1/4" | 200 | 22 | 134 | —  | 55  | 382 |
| 03067155     | 1 1/2" x 1 1/2" | 225 | 22 | 155 | —  | 35  | 586 |
| 03067220     | 2" x 2"         | 254 | 26 | 182 | —  | 20  | 975 |

\* Available with NPT thread | \* Disponible con rosca NPT

## Fixed Ratio Pressure Reducing Valve

03801

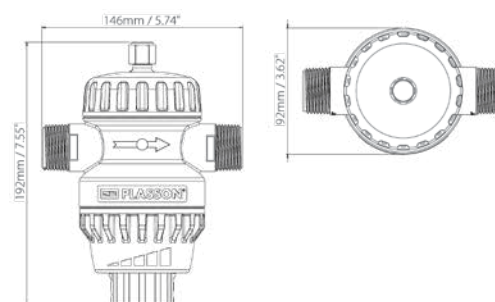


| Product Code | pressure reducing ratio | Size d | D   | L   | UB | UC | W     |
|--------------|-------------------------|--------|-----|-----|----|----|-------|
| 03801200630A | 2:1                     | 63*    | 150 | 450 | —  | 6  | 3035  |
| 03801300630A | 3:1                     | 63*    | 150 | 450 | —  | 6  | 3035  |
| 03801201100A | 2:1                     | 110    | 245 | 770 | 1  | 1  | 15500 |
| 03801301100A | 3:1                     | 110    | 245 | 770 | 1  | 1  | 15500 |

\* For 2" male R use threaded adaptor 0725060630200A

## Universal Pressure Regulator UPR 550

0220

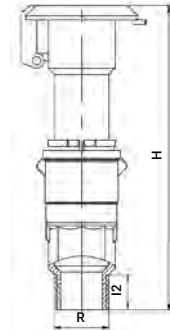


| Product Code | Inlet/Outlet | Inlet Pressure | Outlet Pressure | UB | UC | W   |
|--------------|--------------|----------------|-----------------|----|----|-----|
| 02206500     | 1" R         | 0.5-16 bar     | 0.5-4.0 bar     | —  | 30 | 700 |
| 02205950     | 1" NPT       | 0.5-16 bar     | 0.5-4.0 bar     | —  | 30 | 700 |

## Quick Coupling Valve (Seal NBR)

03039

Válvula de acople rápido (juntas NBR)

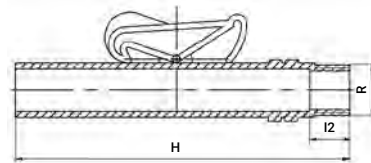


| Product Code | Size R | H   | I2 | UB | UC  | W   |
|--------------|--------|-----|----|----|-----|-----|
| 03039037     | 3/4"   | 152 | 17 | 5  | 130 | 146 |
| 03039030     | 1"     | 154 | 18 | 5  | 130 | 148 |

## Key for Quick Coupling Valve 3039

03139

Conexión de acople rápido

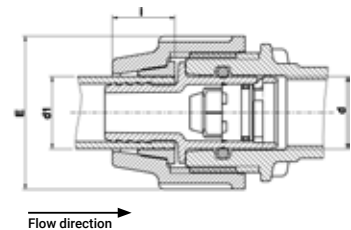
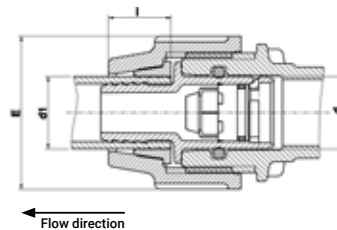


| Product Code | Size R | H   | I2 | UB | UC  | W  |
|--------------|--------|-----|----|----|-----|----|
| 03139020     | 3/4"   | 173 | 18 | 5  | 250 | 66 |

## Check Valve Insert

03226/03227

Válvula de antirretorno

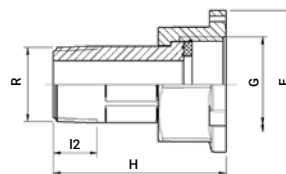


| Product Code | Size d x d1 | E  | I  | UB | UC  | W  |
|--------------|-------------|----|----|----|-----|----|
| 03226025     | 25 x 25     | 63 | 22 | -  | 800 | 15 |

## Male Rc thread to G threaded Free Nut

03589

Tubo y tuerca BSPT

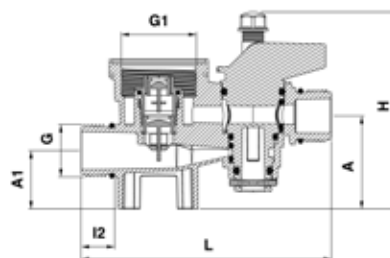


| Product Code | Size G x R  | E  | H  | I2 | UB | UC  | W  |
|--------------|-------------|----|----|----|----|-----|----|
| 0358906005   | 3/4" x 1/2" | 40 | 56 | 16 | 2  | 150 | 60 |
| 0358906007   | 1" x 3/4"   | 48 | 61 | 16 | 2  | 150 | 92 |

## Water Meter Seat

03510T

Soporte para control de flujo de agua

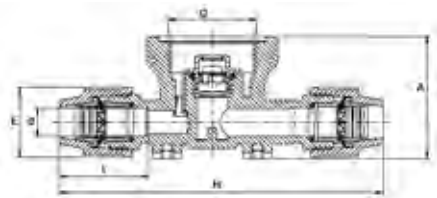
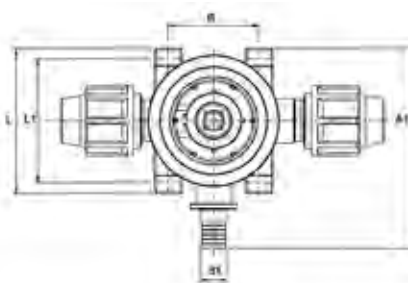


| Product Code  | Size G x G1 x G | L   | I2 | A  | A1 | H   | UC | W   |
|---------------|-----------------|-----|----|----|----|-----|----|-----|
| 03510TT010010 | 1"x1½"x1"       | 160 | 21 | 59 | 37 | 130 | 60 | 270 |

## Water Meter Manifold

035100

Soporte para control de flujo de agua

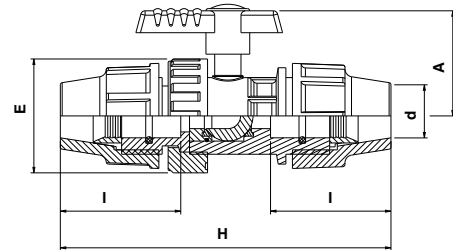


| Product Code | Size d x G1 x d  | H   | I  | E  | A  | A1  | L  | L1 | B  | d1 | UC | W   |
|--------------|------------------|-----|----|----|----|-----|----|----|----|----|----|-----|
| 03510000     | 15 x 1 1/2" x 15 | 178 | 49 | 39 | 67 | 110 | 80 | 68 | 50 | 14 | 80 | 100 |

## PP Ball Valve

036010

PP Válvula de esfera

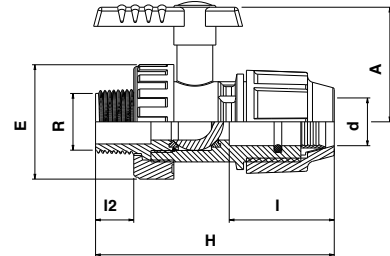


| Product Code | Size d | E  | H   | I  | A  | UB | UC | W   |
|--------------|--------|----|-----|----|----|----|----|-----|
| 036010020    | 20     | 52 | 151 | 55 | 48 | —  | —  | 150 |
| 036010025    | 25     | 60 | 160 | 55 | 60 | —  | —  | 200 |
| 036010032    | 32     | 78 | 186 | 62 | 70 | —  | —  | 350 |

## PP Ball Valve Male Adaptor

036020

PP Válvula de esfera rosca macho

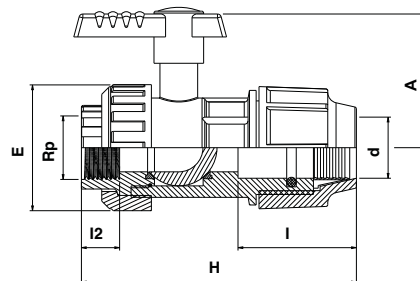


| Product Code | Size d x R | E  | H   | I  | I2 | A  | UB | UC | W   |
|--------------|------------|----|-----|----|----|----|----|----|-----|
| 036020020005 | 20 x 1/2"  | 52 | 113 | 55 | 17 | 48 | —  | —  | 120 |
| 036020025007 | 25 x 3/4"  | 60 | 123 | 55 | 18 | 60 | —  | —  | 160 |
| 036020025010 | 25 x 1"    | 60 | 125 | 62 | 20 | 60 | —  | —  | 167 |
| 036020032010 | 32 x 1"    | 78 | 144 | 62 | 20 | 70 | —  | —  | 280 |

## PP Ball Valve Female Adaptor

036030

PP Válvula de esfera rosca hembra

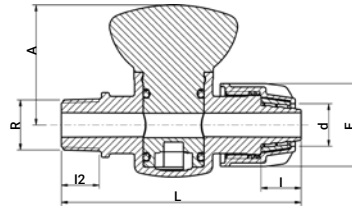


| Product Code | Size d x Rp | E  | H   | I  | I2 | A  | UB | UC | W   |
|--------------|-------------|----|-----|----|----|----|----|----|-----|
| 036030020005 | 20 x 1/2"   | 52 | 113 | 55 | 17 | 48 | —  | —  | 120 |
| 036030025007 | 25 x 3/4"   | 60 | 123 | 55 | 18 | 60 | —  | —  | 160 |
| 036030032010 | 32 x 1"     | 78 | 144 | 62 | 20 | 70 | —  | —  | 280 |
| 036030032013 | 32 x 1 1/4" | 78 | 144 | 62 | 23 | 70 | —  | —  | 280 |

## Quarter Turn Valve Male Threaded x Compression

03010

Rosca Macho/ Compresión

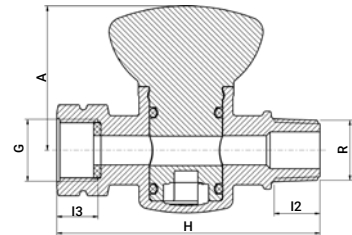


| Product Code | Size d x R | L  | A  | E  | I  | I1 | UB | UC  | W  |
|--------------|------------|----|----|----|----|----|----|-----|----|
| 03010516     | 16 x 1/2"  | 98 | 49 | 34 | 17 | 15 | 10 | 450 | 68 |
| 03010716     | 16 x 3/4"  | 99 | 49 | 34 | 17 | 17 | 10 | 400 | 72 |

## Quarter Turn Valve Male Threaded x Female Threaded

03012

Rosca Macho-/Rosca Hembra

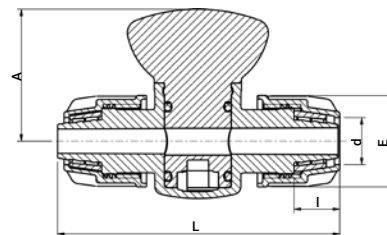


| Product Code | Size G x R  | H  | A  | I1 | I2 | UB | UC  | W  |
|--------------|-------------|----|----|----|----|----|-----|----|
| 03012055     | 1/2" x 1/2" | 89 | 49 | 15 | 14 | 10 | 450 | 46 |
| 03012077     | 3/4" x 3/4" | 97 | 49 | 17 | 18 | 10 | 400 | 73 |

## Quarter Turn Valve Compression x Compression

03017

Compresión



| Product Code | Size d x d | L   | A  | E  | I  | UB | UC  | W  |
|--------------|------------|-----|----|----|----|----|-----|----|
| 03017016     | 16 x 16    | 105 | 49 | 34 | 17 | 10 | 350 | 70 |

# Technical Specifications and Installation Instructions

## Technical Specifications

### Materials

#### Compression Fittings

Body: Polypropylene, high-grade copolymer.  
 Nut: Polypropylene, high-grade copolymer.  
 Split Ring: Acetal POM (CPVC also available).  
 Liner: Acetal (POM).  
 Seal: Nitrile rubber NBR (EPDM, FPM also available).  
 Reinforcing ring: Stainless steel on all female offtakes from 1 1/4" up to 4".  
 Bolts (Series 17): Plated steel.  
 Nuts (Series 17): Stainless steel.

#### Valves

Body: Polypropylene, high-grade copolymer.  
 O-Ring: See inside.  
 Spring: (items 03067, 03039), Stainless steel.

#### Saddles

Body: Polypropylene, high-grade copolymer.  
 Bolts and Nuts: Plated steel.  
 (Stainless steel bolts and nuts also available)  
 Reinforcing Rings: Stainless steel.  
 Seal: Nitrile rubber (NBR).

Tappers + Compression Saddles Body: Polypropylene, high-grade copolymer.  
 Split Rings: Acetal (POM, CPVC also available).  
 Nuts: Polypropylene, high-grade copolymer.  
 Bolts and Nuts: Stainless Steel.  
 Seal: EPDM.

#### Threaded Fittings

Body: Polypropylene, high-grade copolymer.  
 Reinforcing Ring: Stainless Steel.

### Operating Temperatures

The fittings and valves are not to be used with hot water, although they withstand the same temperature as the polyethylene pipe itself. The fittings and valves will withstand sub-zero temperatures.

### Chemical Resistance

PLASSON Fittings are supplied, as standard, with polyacetal split rings and NBR O-rings which are suitable for water. For aggressive chemical applications CPVC split rings and EPDM or FPM O-rings can be supplied to produce a better chemical resistance.

### Operating Pressures and Quality Certificates

PLASSON Fittings are tested and approved according to ISO 17885 for water (replaced ISO 14236) and AS/NZ 4129. For detailed pressure classification see page 84.

### Threads

Threads marked "R", "Rp" and "Rc" are according to ISO 7-1. Threads marked "G" are according to ISO 228.

### Flanges

Flange dimensions in accordance with: ISO 7005-1 (TABLE 11), BS 4504: 1989 (TABLE 11), DIN 2501 (PN 16 TABLE), AS/NZS 4331. Metal backing rings to be used with all flanges.

| Legend |                  |
|--------|------------------|
| UB     | Units per bag    |
| UC     | Units per carton |
| W      | Weight in grams  |

### Note

Before installation ensure that the end of the pipe to be inserted into the fitting is free of scratches and other imperfections and that both the pipe and the fitting itself are clean of sand, mud, stones etc.

Do not over tighten nut when closing. Never use wrenches or spanners with handle lengths longer than 46 cm - excessive torque during tightening can spread nut cone and result in pull outs.

If fittings are reused, ensure split ring is sharp and bites into pipe to avoid pull outs. Alternatively replace split ring.

Pull out resistance of Series 7 fittings combined with the UPVC/PP grip ring has been approved by pressure testing UPVC/PP pipe assemblies at 25 bar operating pressure for at least 1 hour.

Note: We strongly recommend the use of PTFE tape in threaded connections.



## Especificaciones Técnicas

### Materiales

#### Accesorios de compresión

Cuerpo: Polipropileno, block copolímero de alta calidad.  
 Racor: Polipropileno, block copolímero de alta calidad.  
 Casquillo de apriete: Acetal (POM).  
 Disponibles también en PVC-C.  
 Refuerzo interno de tubos: Acetal (POM).  
 Junta tórica: Nitrilo (NBR).  
 disponibles también en EPDM y FPM  
 Anillo de refuerzo: Acero inoxidable en todas las  
 tomas roscadas hembra de 1 1/4" a 4".  
 Tornillos (Series 17): Acero niquelado.  
 Tuercas: Acero inoxidable.

#### Válvulas

Cuerpo: Polipropileno, block copolímero de alta calidad.  
 Junta tórica: Ver catálogo.  
 Resorte: (03067, 03039), Acero inoxidable.

#### Collarines

Cuerpo: Polipropileno, block copolímero de alta calidad.  
 Tornillos y tuercas: Acero niquelado.  
 (También se dispone de tornillos y tuercas de acero  
 inoxidable)  
 Anillo de refuerzo: Acero inoxidable.  
 Juntas: NBR.

#### Tapper y Collarín de compresión

Cuerpo: Polipropileno, block copolímero de alta calidad.  
 Casquillo de apriete: Acetal (POM).  
 disponibles también en PVC -C  
 Racor: Polipropileno, block copolímero de alta calidad.  
 Tornillos y tuercas: Acero inoxidable.  
 Juntas: EPDM.

#### Accesorios roscados

Cuerpo: Polipropileno, block copolímero de alta calidad.  
 Anillo de refuerzo: Acero inoxidable.

### Temperaturas de Trabajo

Los accesorios y las válvulas no son recomendados para  
 usar con agua caliente, aunque soportan las mismas  
 temperaturas que las propias tuberías de polietileno.  
 Sin embargo pueden resistir temperaturas inferiores a los  
 cero grados centígrados.

### Resistencia a las Sustancias Químicas

Los accesorios PLASSON están provistos, como estándar,  
 con Casquillos de Apriete de resina acetálica y Juntas tóricas  
 de NBR, recomendados para usar con agua potable. Para las  
 aplicaciones de productos químicos agresivos se ofrecen  
 Casquillos de Apriete de CPVC y Juntas tóricas de EPDM  
 o FPM, que resisten mejor a las sustancias químicas.

### Presiones de Funcionamiento y Certificados de Calidad

Todos los accesorios de PLASSON se someten a pruebas de  
 aprobación, de conformidad con las normativas ISO 17885  
 - Agua (Reemplaza a la ISO 14236) y AS/NZ 4129. Para ver  
 una clasificación detallada de las presiones, consulte la  
 página 85.

### Roscas

Roscas marcadas "R", "Rp" y "Rc" de conformidad con la  
 normativa ISO 7-1.  
 Roscas "G" de conformidad con la normativa ISO 228.

### Bridas

Las dimensiones de las bridas responden a las normas  
 ISO 7005-1 (TABLE 11),  
 BS 4504: 1989 (TABLE 11),  
 DIN 2501 (PN 16 TABLE), AS/NZS 4331  
 Con todas las bridas debe ser utilizado como refuerzo una  
 brida de metal.

| Legend |                     |
|--------|---------------------|
| UB     | Unidades por bolsa  |
| UC     | Unidades por carton |
| W      | Peso en gramos      |

### Nota

Antes de la instalación asegure que:  
 El extremo del tubo introducido no tenga imperfecciones o  
 rayaduras Tanto el tubo como el accesorio no tenga sobre  
 los mismos arena, barro o piedras, etc. No cierre el racor con  
 extremada fuerza, nunca use llaves con manijas más largas  
 de 46 cm. Un excesivo momento de torsión durante el cierre  
 puede dañar el cono del racor y como resultado del mismo  
 no permitir su propio funcionamiento Si los accesorios son  
 usados nuevamente después de su desarmado, constate que  
 los dientes del casquillo de apriete permanecen afilados y se  
 hincan en el tubo impidiendo el escape del tubo. Si no es así,  
 cambie el casquillo de apriete.

La resistencia a tracción de accesorios de Serie 7 que  
 combinan el uso de casquillo de apriete para tubos de UPVC  
 / PP ha sido aprobada por medio de pruebas de presión para  
 tubos UPVC / PP con una presión de operación de 25 bar  
 durante al menos 1 hora

Nota: Recomendamos utilizar cinta de PTFE para sellar todas  
 las conexiones roscadas.

# Technical Specifications

## Pressure Rating of PLASSON Mechanical Fittings and Valves

| Product Code                            | Body Type                                     | Pressure Rating | Stainless Steel Reinforcement Ring | From Pipe Diameter | To Pipe Diameter | From Thread | To Thread | From Outlet Size | To Outlet Size |
|---|---|-----------------|------------------------------------|--------------------|------------------|-------------|-----------|------------------|----------------|
| <b>line 7/87 compression fittings</b>   |   |                 |                                    |                    |                  |             |           |                  |                |
| <b>Starts with 07 and 87</b>            | All Fitting Types                             | 16.0            |                                    |                    |                  |             |           |                  |                |
| <b>Exceptions:</b>                      |   |                 |                                    |                    |                  |             |           |                  |                |
| <b>Starts with 07</b>                   | All 160 mm Fittings                           | 10.0            |                                    |                    |                  |             |           |                  |                |
| <b>Starts with 07 and 87</b>            | All Fittings with 3 inch Female Thread        | 10.0            |                                    |                    |                  |             |           |                  |                |
| <b>Starts with 07 and 87</b>            | All Fittings with 4 inch Female Thread        | 6.0             |                                    |                    |                  |             |           |                  |                |
| <b>0701070/ 0705070</b>                 | Plass 4 (Universal)                           | 10.0            |                                    | 50                 | 50               |             |           | 35               | 50             |
| <b>0704P</b>                            | 90° Slip Tee                                  | 12.5            |                                    | 40                 | 63               |             |           |                  |                |
| <b>07120</b>                            | Plug Adaptor                                  | 12.5            |                                    | 20                 | 63               |             |           |                  |                |
| <b>07220</b>                            | Compression Flange Adaptor                    | 12.5            |                                    | 125                | 125              |             |           |                  |                |
| <b>07250</b>                            | Threaded Adaptor                              | 12.5            |                                    | 75                 | 75               | 1 1/2       | 3         |                  |                |
| <b>07640</b>                            | 45° Tee                                       | 8.0             |                                    | 63                 | 63               |             |           |                  |                |
| <b>87640</b>                            | 45° Tee                                       | 8.0             |                                    | 75                 | 110              |             |           |                  |                |
| <b>87930</b>                            | Reducing Set 110X63                           | 10.0            |                                    |                    |                  |             |           |                  |                |
| <b>Valves</b>                           |   |                 |                                    |                    |                  |             |           |                  |                |
| <b>03046/03047/03048/03049</b>          | Angle Seat Valve                              | 8.0             |                                    |                    |                  |             |           |                  |                |
| <b>03405</b>                            | Threaded Stoptap                              | 10.0            |                                    |                    |                  | 3/4         | 1         |                  |                |
| <b>03407</b>                            | Compression Stoptap                           | 16.0            |                                    | 20                 | 32               |             |           |                  |                |
| <b>03039</b>                            | Quick Coupling Valve                          | 10.0            |                                    |                    |                  | 3/4         | 1         |                  |                |
| <b>03067</b>                            | Check Valve                                   | 8.0             |                                    |                    |                  |             |           |                  |                |
| <b>03703</b>                            | PA ball valve                                 | 16.0            |                                    |                    |                  |             |           |                  |                |
| <b>0360</b>                             | PP ball valve                                 | 16.0            |                                    |                    |                  |             |           |                  |                |
| <b>line 5 threaded fittings</b>         |   |                 |                                    |                    |                  |             |           |                  |                |
| <b>Starts with 05</b>                   | All fittings                                  | 16.0            |                                    |                    |                  |             |           |                  |                |
| <b>Exceptions</b>                       |   |                 |                                    |                    |                  |             |           |                  |                |
| <b>0501/0504/0505</b>                   | socket /elbow /Tee without reinforcement ring | 10.0            | NO                                 |                    |                  | 1 1/4       | 2         |                  |                |
| <b>050207/ 050707</b>                   | Threaded Reducing Bushing/Threaded Cap        | 10.0            |                                    |                    |                  | 1 1/4       | 2         |                  |                |
| <b>Saddles</b>                          |   |                 |                                    |                    |                  |             |           |                  |                |
| <b>160760</b>                           | Saddle Single Outlet                          | 12.5            | YES                                | 20                 | 63               | 1/2         | 1 1/2     |                  |                |
| <b>160760</b>                           | Saddle Single Outlet                          | 12.5            | YES                                | 75                 | 180              | 1/2         | 3/4       |                  |                |
| <b>160760</b>                           | Saddle Single Outlet                          | 10.0            | YES                                | 75                 | 180              | 1           | 2         |                  |                |
| <b>160761</b>                           | Saddle Single Outlet                          | 16.0            | YES                                | 40                 | 180              | 1           | 1         |                  |                |
| <b>160860</b>                           | Saddle Single Outlet                          | 6.0             | NO                                 | 20                 | 180              | 1 1/4       | 2         |                  |                |
| <b>160860</b>                           | Saddle Single Outlet                          | 10.0            | NO                                 | 20                 | 180              | 1/2         | 1         |                  |                |
| <b>161760</b>                           | Saddle Double Outlet                          | 12.5            | YES                                | 20                 | 63               | 1/2         | 1 1/2     |                  |                |
| <b>161760</b>                           | Saddle Double Outlet                          | 12.5            | YES                                | 75                 | 180              | 1/2         | 3/4       |                  |                |
| <b>161760</b>                           | Saddle Double Outlet                          | 10.0            | YES                                | 75                 | 180              | 1           | 2         |                  |                |
| <b>161860</b>                           | Saddle Double Outlet                          | 6.0             | NO                                 | 20                 | 180              | 1 1/4       | 2         |                  |                |
| <b>161860</b>                           | Saddle Double Outlet                          | 10.0            | NO                                 | 20                 | 180              | 1/2         | 1         |                  |                |
| <b>16279</b>                            | Saddle Single Outlet                          | 16.0            | YES                                | 63                 | 180              | 1 1/2       | 1 1/2     |                  |                |
| <b>16310,16300,1631R</b>                | PLASSADDLE                                    | 16.0            |                                    |                    |                  |             |           |                  |                |
| <b>Silver line compression fittings</b> |   |                 |                                    |                    |                  |             |           |                  |                |
| <b>starts with 14</b>                   | All fittings                                  | 10.0            |                                    |                    |                  |             |           |                  |                |
| <b>Series 1 compression fittings</b>    |   |                 |                                    |                    |                  |             |           |                  |                |
| <b>starts with 10</b>                   | All fittings                                  | 16.0            |                                    |                    |                  |             |           |                  |                |

## Especificaciones Técnicas

### Presiones Nominales (PN) de Accesorios y Válvulas Mecánicas / Compresión de PLASSON

| Código de producto                             | Tipo  | Presión Nominal | Anillo de Refuerzo de Acero Inoxidable | From Pipe Diameter | To Pipe Diameter | From Thread | To Thread | From Outlet Size | To Outlet Size |
|--|---|-----------------|--|--------------------|------------------|-------------|-----------|------------------|----------------|
| <b>Accesorios de Compresión Serie 7 / 87</b>   |   |                 |  |                    |                  |             |           |                  |                |
| <b>Starts with 07 and 87</b>                   | All Fitting Types                             | 16.0            |  |                    |                  |             |           |                  |                |
| <b>Excepciones:</b>                            |   |                 |  |                    |                  |             |           |                  |                |
| <b>Starts with 07</b>                          | All 160 mm Fittings                           | 10.0            |  |                    |                  |             |           |                  |                |
| <b>Starts with 07 and 87</b>                   | All Fittings with 3 inch Female Thread        | 10.0            |  |                    |                  |             |           |                  |                |
| <b>Starts with 07 and 87</b>                   | All Fittings with 4 inch Female Thread        | 6.0             |  |                    |                  |             |           |                  |                |
| <b>0701070/ 0705070</b>                        | Plass 4 (Universal)                           | 10.0            |  | 50                 | 50               |             |           | 35               | 50             |
| <b>0704P</b>                                   | 90° Slip Tee                                  | 12.5            |  | 40                 | 63               |             |           |                  |                |
| <b>07120</b>                                   | Plug Adaptor                                  | 12.5            |  | 20                 | 63               |             |           |                  |                |
| <b>07220</b>                                   | Compression Flange Adaptor                    | 12.5            |  | 125                | 125              |             |           |                  |                |
| <b>07250</b>                                   | Threaded Adaptor                              | 12.5            |  | 75                 | 75               | 1 1/2       | 3         |                  |                |
| <b>07640</b>                                   | 45° Tee                                       | 8.0             |  | 63                 | 110              |             |           |                  |                |
| <b>87930</b>                                   | Reducing Set 110X63                           | 10.0            |  |                    |                  |             |           |                  |                |
| <b>Válvulas</b>                                |   |                 |  |                    |                  |             |           |                  |                |
| <b>03046/03047/03048/03049</b>                 | Angle Seat Valve                              | 8.0             |  |                    |                  |             |           |                  |                |
| <b>03405</b>                                   | Threaded Stoptap                              | 10.0            |  |                    |                  | 3/4         | 1         |                  |                |
| <b>03407</b>                                   | Compression Stoptap                           | 16.0            |  | 20                 | 32               |             |           |                  |                |
| <b>03039</b>                                   | Quick Coupling Valve                          | 10.0            |  |                    |                  | 3/4         | 1         |                  |                |
| <b>03067</b>                                   | Check Valve                                   | 8.0             |  |                    |                  |             |           |                  |                |
| <b>03703</b>                                   | PA ball valve                                 | 16.0            |  |                    |                  |             |           |                  |                |
| <b>0360</b>                                    | PP ball valve                                 | 16.0            |  |                    |                  |             |           |                  |                |
| <b>Accesorios Roscados Línea 5</b>             |   |                 |  |                    |                  |             |           |                  |                |
| <b>Starts with 05</b>                          | All fittings                                  | 16.0            |  |                    |                  |             |           |                  |                |
| <b>Excepciones</b>                             |   |                 |  |                    |                  |             |           |                  |                |
| <b>0501/0504/0505</b>                          | socket /elbow /Tee without reinforcement ring | 10.0            | NO                                     |                    |                  | 1 1/4       | 2         |                  |                |
| <b>050207/ 050707</b>                          | Threaded Reducing Bushing/Threaded Cap        | 10.0            |  |                    |                  | 1 1/4       | 2         |                  |                |
| <b>Collarines/ Arranques/ Tomas simples</b>    |   |                 |  |                    |                  |             |           |                  |                |
| <b>160760</b>                                  | Saddle Single Outlet                          | 12.5            | YES                                    | 20                 | 63               | 1/2         | 1 1/2     |                  |                |
| <b>160760</b>                                  | Saddle Single Outlet                          | 12.5            | YES                                    | 75                 | 180              | 1/2         | 3/4       |                  |                |
| <b>160760</b>                                  | Saddle Single Outlet                          | 10.0            | YES                                    | 75                 | 180              | 1           | 2         |                  |                |
| <b>160761</b>                                  | Saddle Single Outlet                          | 16.0            | YES                                    | 40                 | 180              | 1           | 1         |                  |                |
| <b>160860</b>                                  | Saddle Single Outlet                          | 6.0             | NO                                     | 20                 | 180              | 1 1/4       | 2         |                  |                |
| <b>160860</b>                                  | Saddle Single Outlet                          | 10.0            | NO                                     | 20                 | 180              | 1/2         | 1         |                  |                |
| <b>161760</b>                                  | Saddle Double Outlet                          | 12.5            | YES                                    | 20                 | 63               | 1/2         | 1 1/2     |                  |                |
| <b>161760</b>                                  | Saddle Double Outlet                          | 12.5            | YES                                    | 75                 | 180              | 1/2         | 3/4       |                  |                |
| <b>161760</b>                                  | Saddle Double Outlet                          | 10.0            | YES                                    | 75                 | 180              | 1           | 2         |                  |                |
| <b>161860</b>                                  | Saddle Double Outlet                          | 6.0             | NO                                     | 20                 | 180              | 1 1/4       | 2         |                  |                |
| <b>161860</b>                                  | Saddle Double Outlet                          | 10.0            | NO                                     | 20                 | 180              | 1/2         | 1         |                  |                |
| <b>16279</b>                                   | Saddle Single Outlet                          | 16.0            | YES                                    | 63                 | 180              | 1 1/2       | 1 1/2     |                  |                |
| <b>16540</b>                                   | All Tappers - for PVC & PE Pipes              | 16.0            |  |                    |                  |             |           |                  |                |
| <b>Línea Silver – Accesorios de Compresión</b> |   |                 |  |                    |                  |             |           |                  |                |
| <b>starts with 14</b>                          | All fittings                                  | 10.0            |  |                    |                  |             |           |                  |                |
| <b>Serie 1 – Accesorios de Compresión</b>      |   |                 |  |                    |                  |             |           |                  |                |
| <b>starts with 10</b>                          | All fittings                                  | 16.0            |  |                    |                  |             |           |                  |                |

## Installation Instructions for Compression Fittings

### ASSEMBLY AS SIMPLE AS ABC...

### For Fittings 16mm - 63mm / Para accesorios de 16mm - 63mm

Cut the pipe square, remove burrs • Undo the nut to the last thread. Leave the nut on the fitting while inserting the pipe.

Corte el tubo al tamaño requerido y realice el biselado al final del tubo • Retire el racor hasta su última rosca dejándolo en el accesorio durante el próximo paso.



Twist the pipe into the fitting\* through the split ring and rubber seal to the pipe stop • Tighten the nut firmly. Use a PLASSON wrench (or similar tool) for final tightening of sizes 40 and above.

Introduzca el tubo con un movimiento circular dentro del accesorio pasando el casquillo de apriete y el sello hasta llegar al tope interno del accesorio • Gire firmemente el racor en dirección del cuerpo del accesorio, utilizando la llave PLASSON (o similar) en los tamaños 40mm y mayores.



The nut should be closed tightly, however there is no need for the nut to actually meet the body shoulder.

Cierre el racor firmemente, aunque no es necesario cerrarlo hasta el tope.



\* Lubrication and chamfering of the pipe end will ease insertion of the pipe (use silicone lubricant).

\* A fin de facilitar la introducción es conveniente lubricar y biselar el tubo (con un lubricante que conforma las normas de aprobación de calidad del agua).

## Installation Instructions for Compression Fittings

### ASSEMBLY AS SIMPLE AS ABC...

For Fittings 75mm - 110mm / Para accesorios de 75mm - 110mm

Cut the pipe square, remove burrs

Undo the nut until 3-4 threads are visible.

Abra el racor hasta que se vean 3-4 roscas.  
Corte el tubo en escuadra y quite las virutas del corte



Insert the pipe into the fitting until the stop.

Introduzca el tubo hasta que éste llegue a tocar perpendicularmente el cuerpo del accesorio.



Tighten the nut firmly with a PLASSON wrench.

Cierre firmemente el racor con la llave PLASSON.



## Installation Instructions for Pipe Adaptors Conversion Sets

### Universal Pipe Adaptors: Copper, Galvanised and Imperial U-PVC (Without Pullout Resistance)

### Juegos de conversión de tubería: galvanizada, de cobre o de UPVC medidas imperiales (sin resistencia a la tracción)



Prepare pipe by ensuring that the end is free from grease and roughen the outer surface with wire wool or similar. Cut pipe end square. Remove nut from end of fitting and discard white split ring.



Push adaptor into fitting to the stop. Push and twist the pipe until it meets the internal stop.



Screw nut tightly towards the body of the fitting. Final tightening with a wrench is essential. The installation should be firmly anchored against end loading.


Se prepara el tubo asegurándose que el final del tubo no tenga grasa, y se lija el exterior con lana de alambre. Se hace un corte perpendicular al final del tubo. Se lleva el racor al final del accesorio y se quita el casquillo de apriete blanco.

Se empuja el adaptador en el tubo hasta el tope se empuja y se enrosca el tubo hasta que llegue al tope interior del accesorio.

Se aprieta firmemente el racor hacia el interior del accesorio. Es imprescindible que se apriete con una llave. Después, anclar firmemente la instalación.

## Installation Instructions for Pipe Adaptors Conversion Sets

### Adaptor Set for Copper (With Pullout Resistance) Juego de adaptadores para cobre (con resistencia a traccion)



Cut pipe square. Remove burrs. Ensure pipe is free of scratches, dents and other imperfections. Remove nut from fitting and discard white split ring. Make a mark on the pipe to the depth of the rubber insert. Assemble nut, brown ring and stainless steel ring onto pipe in that order. Ensure the brown ring tapers towards the nut and the stainless steel ring towards the fitting body.



Push insert into fitting body fully up to the flange.



Push pipe end into body of fitting. Ensure to insert at least to the mark you have made. Push both the rings up to the insert flange and engage nut. Use a PLASSON wrench for final tightening.

Corte el tubo a escuadra, limpie los restos del corte. Asegure que el tubo no este rayado, dentado, con virutas o con otras imperfecciones. Se lleva el racor hasta el final del accesorio y se quita el casquillo de apriete blanco. Se hace una marca en la superficie del tubo que es la profundidad del adaptador de goma. Se colocan el racor, el anillo marrón y el anillo de acero en el tubo, en este orden. Se comprueba que el anillo marrón se remata hacia la tuerca y el anillo de acero hacia el interior del accesorio.

Introducir el adaptador en el interior del accesorio hasta el final.

Introducir el tubo en el interior del accesorio. Comprobar que se introduce por lo menos hasta la marca hecha previamente. Se empujan ambos anillos hasta el adaptador de goma y se cierra firmemente el racor. Para apretar firmemente se debe utilizar la llave PLASSON.

## Installation Instructions for Pipe Adaptors Conversion Sets

### Lead Pipe Adaptor Adaptadores para tuberías de plomo



Remove nut from fitting and discard white split ring. Mount nut on pipe followed by brown split ring and seal ring.



Push both components onto the pipe until the seal ring is 20mm from the end of pipe and touching the split ring.



Enter pipe into fitting body and tighten firmly with a wrench. (It is important that the pipe is not pushed fully to the stop in the fitting).

**Note for lead pipe adaptors:** This product seals on the outside diameter of the pipe and it is therefore important that the lead pipe is in good condition on the external part of the pipe where the seal is made. Variation in the lead piping sometimes results in oversized pipes. In these circumstances it may be preferable to use the white split ring provided with the fitting.

Se lleva el racor al final del accesorio y se quita el casquillo de apriete blanco. Se monta el racor al tubo seguido por el casquillo marrón y el anillo de goma.

Se empujan los dos componentes hasta que el anillo de goma esté a 20mm del final del tubo, y tocando el casquillo de apriete marrón.

Se introduce el tubo en el interior del accesorio y se aprieta firmemente con una llave (es importante que no se empuje el racor completamente hasta el final del accesorio).

**Nota:** El sellado con este producto se realiza con el diámetro exterior del tubo, y por lo tanto es importante que el exterior de la tubería de plomo esté en buen estado. Los variaciones en la tubería de plomo resultan a veces demasiado grandes. En estas circunstancias es preferible usar el casquillo de apriete que está previsto con el accesorio.



## Installation Instructions for PLASS4 (Universal) Fittings



### Instrucciones para la instalacion de accesorios plass4

Cut the pipe square and remove all burrs and sharp edges.

Select correct fitting according to the external diameter of the pipe.

Slide the PLASS4 fitting (universal side) onto the pipe, until it reaches the internal fins and a slight resistance is felt.

Do not force the pipe end past the fins.

Holding the PLASS4 body with a wrench, tighten the PLASS4 universal nut firmly with a wrench (size 35-50 tighten nut very firmly to approx. 90 NM)

Assemble the metric PE joint as per the standard fitting instructions.

**Note:** If reusing the fitting, ensure the metal teeth are located in the grip ring and pipe end does not pass the location fins in the body.

Corte el tubo a escuadra y elimine todas las virutas y cantos vivos.

Elija el accesorio apropiado de acuerdo con el diámetro del tubo.

Introduzca el accesorio PLASS4 (del lado Universal) en el tubo hasta que llegue al tope s sienta una ligera resistencia.

No fuerce el tubo y no pase las aletas.

Agarrando el cuerpo del PLASS4 con una llave apropiada, cierre firmamente el raccor con una llave (en las medidas 35-50 su raccor puede ser cerrado con un momento de 90 Nm). Arme la union de PE como en las instrucciones de los accesorios normales.

**IMPORTANTE:** no fuerce el tubo y pase el punto de resistencia. Puede danar el accesorio.

Comience apretar la tuerca al cuerpo. el cierre final hagalo con una llave PLASSON o similar. Ensamble la junta metrica como las instrucciones de un accesorio estandard.

## Installation Instructions for Copper Pipe Adaptor



### Instrucciones para la instalacion de adaptor tubo de cobre

---

Cut the copper pipe square and remove all burrs and sharp edges.

Twist the copper pipe into the fitting\* through the rubber o-ring to the pipe stop.

Tighten the nut firmly. Use a wrench for final tightening. The nut should be closed tightly, however there is no need for the nut to actually meet the body shoulder.

Assemble the metric PE joint as per the standard fitting instructions.

\* Lubrication of the pipe end will ease the insertion (use silicone lubricant).

Note: If reused, the metal grip ring must be replaced with a new one.

Corte el tubo a escuadra y elimine todas las virutas y cantos vivos.

Introduzca girando\* el tubo de cobre junto con el o-ring hasta el tope.

Apriete la tuerca firmemente. use una llave para el apriete final. La tuerca debe estar apretada herméticamente. Sin embargo no es necesario que llegue hasta el borde del cuerpo.

Ensamble la junta metrica pe como un accesorio estandard.

\* Para facilitar la introduccion utilice un lubricante a base de silicona.

**NOTA:** Si quiere reusar el accesorio debe reemplazar el agarre de metal por uno nuevo.



The logo consists of a red square containing a white stylized 'P' symbol, followed by the word 'PLASSON' in white uppercase letters on a red rectangular background.

**PLASSON**

# **ELECTROFUSION FITTINGS**



## Introduction Introducción

|                          |         |                           |         |
|--------------------------|---------|---------------------------|---------|
| Electrofusion System     | 96      | Sistema ElectroFusión     | 97      |
| Table of Contents        | 98-102  | Indice                    | 98-102  |
| Fittings                 | 103-153 | Accesorios                | 103-153 |
| Wastewater Line          | 154-159 | Aguas residuales          | 154-159 |
| Technical Specifications | 160     | Especificaciones técnicas | 161     |

PLASSON, a worldwide leader in fittings for polyethylene pipes for over 50 years, now offers a complete line of electrofusion products including: PLASSON electrofusion fittings, tools and control boxes.

PLASSON electrofusion products combine to offer a reliable smart-system solution featuring fully computerized control and monitoring.

PLASSON's customers benefit from the Company's quality products, expertise and worldwide first-rate service in water, gas distribution, Waste-Water Systems, Geothermal applications and industrial applications.

PLASSON, líder mundial en accesorios para tuberías de polietileno desde hace más de 50 años, presenta ahora una línea completa de productos de electrofusión, entre ellos: conectores, herramientas y soldadoras automáticas de electroFusión. La combinación de productos electrofusion de PLASSON ofrece una solución inteligente y confiable que integra el control y la monitorización completamente computarizados.

Los clientes de PLASSON se benefician de los productos de calidad, la pericia y el excelente servicio mundial de la compañía en instalaciones de distribución de agua y gas, y aplicaciones industriales.

## Subsidiary Companies Subsidiarias

### Australia

PLASSON Australia (PTY) Ltd.  
E-mail: [info@plasson.com.au](mailto:info@plasson.com.au)  
[www.plasson.com.au](http://www.plasson.com.au)

### Brasil

PLASSON Do Brasil  
E-mail: [plasson@plasson.com.br](mailto:plasson@plasson.com.br)  
[www.plasson.com.br](http://www.plasson.com.br)

### France

PLASSON France S.A.  
E-mail: [commercial@plassonfrance.fr](mailto:commercial@plassonfrance.fr)  
[www.plasson.fr](http://www.plasson.fr)

### Germany

PLASSON GmbH  
E-mail: [info@plasson.de](mailto:info@plasson.de)  
[www.plasson.de](http://www.plasson.de)

### Italy

PLASSON Italia  
E-mail: [info@plasson.it](mailto:info@plasson.it)  
[www.plasson.it](http://www.plasson.it)

### Poland

PLASSON Polska Sp.z o.o.  
E-mail: [bs@plasson.pl](mailto:bs@plasson.pl)  
[www.plasson.pl](http://www.plasson.pl)

### South Africa

PLASSON SA Pty Ltd, t/a PPA  
E-mail: [support@ppa.co.za](mailto:support@ppa.co.za)  
[www.ppa.co.za](http://www.ppa.co.za)

### Spain

PLASSON Spain S.L.  
E-mail: [plasson@plasson.es](mailto:plasson@plasson.es)  
[www.plasson.es](http://www.plasson.es)

### United Kingdom

PLASSON UK Ltd.  
E-mail: [miron@plasson.co.uk](mailto:miron@plasson.co.uk)  
[www.plasson.co.uk](http://www.plasson.co.uk)

### USA

PLASSON USA  
E-mail: [sales@plassonusa.com](mailto:sales@plassonusa.com)  
[www.plassonusa.com](http://www.plassonusa.com)

# PLASSON Electrofusion System

## The Smart-System Solution You Can Depend On

---

### PLASSON Electrofusion Fittings

PLASSON fittings are specifically designed for reliable, high performance pipe joining and long system life. This automated system has been proven to be most economical due to the low potential for operator error.

### Tools and Control Box

PLASSON offers quality tools and control boxes allowing for easy installation. PLASSON control boxes provide computerized electrofusion with minimal potential for operator error. The PLASSON control boxes are the economical solution for reliable electrofusion.

### The Smart Fuse System - PLASSON Electrofusion

All PLASSON products combine to form the latest state-of-the-art high performance pipe joining solution. PLASSON electrofusion fittings are part of a complete electrofusion Smart Fuse System. The entire electrofusion process is executed and fully monitored by the computerized control box. Everything is computer-controlled ensuring safe, dependable connections.

PLASSON electrofusion fittings can be used with PLASSON's computerized Smart Fuse System control box or with standard barcode systems. Each PLASSON electrofusion fitting comes complete with a barcode.

### Advantages

**Stronger pipe joining** - PLASSON electrofusion quality fittings have long penetration depths and fusion zones which ensure high quality joints.

**Most Economical** - Economic benefits are a result of overall integrated system quality and innovation including the computerized Smart Fuse System which reduces the potential for operator error.

### PLASSON Electrofusion Smart Fuse System Features

- **Superior Fitting Design**  
increases joint integrity
- **Automatic Controller**  
decreases potential operator error
- **Computerized Data Retrieval**  
ensures quality control by Joint Data retrieval of measurements and records
- **Compatibility**  
between PLASSON electrofusion and other electrofusion systems through the computerized barcode system
- **Easy Installation**  
using PLASSON's simple, practical tools
- **High Standards**  
are ensured by the latest product testing methods

**High Performance** - Proven high performance in gas and water distribution and industrial applications.

**Superior Service** - PLASSON provides unmatched service based on over 40 years in the field.

# Sistema Electrofusion de PLASSON

## La solución inteligente de confianza

### Accesorios Electrofusion de PLASSON

Los accesorios ("fittings") de PLASSON para tuberías han sido especialmente diseñados para asegurar conexiones fiables, de alto rendimiento y prolongada vida útil. Se ha comprobado que este sistema automatizado es el más económico, gracias a la escasa probabilidad de errores por parte del operador.

### Herramientas y soldadora automática de ElectroFusión

PLASSON ofrece herramientas de alta calidad y soldadoras automáticas que se instalan fácilmente. Las soldadoras, que proporcionan un proceso computarizado con mínima probabilidad de error humano, son la solución más económica para una electrofusión de máxima confianza.

### Electrofusion de PLASSON - El sistema inteligente

Los productos de PLASSON se combinan para ofrecer la solución más avanzada y rendidora en la conexión de tuberías. Los accesorios electrofusion de PLASSON forman parte de un sistema completo e inteligente. La soldadora automática de ElectroFusión está a cargo de la ejecución y la monitorización del proceso. El sistema controlado por computadora asegura conexiones seguras y confiables.

### Ventajas

**Uniones más resistentes** - Los accesorios de alta calidad electrofusion de PLASSON tienen grandes profundidades de penetración y zonas de fusión que aseguran juntas muy resistentes.

**La solución más económica** - El beneficio económico es el resultado de la calidad y la innovación del sistema computarizado totalmente integrado, que reduce la probabilidad de error humano.

### Características del sistema inteligente Electrofusion de PLASSON

- **Excelente diseño**  
asegura la integridad de la conexión
- **Control automático**  
reduce la probabilidad de error humano
- **Recuperación de datos**  
calidad asegurada mediante la recuperación de datos de mediciones y registros
- **Compatibilidad**  
con el sistema electrofusion de PLASSON y otros sistemas de códigos de barras
- **Instalación sencilla**  
mediante las herramientas prácticas y simples de PLASSON
- **Estándar elevado**  
asegurado por los métodos de prueba de productos de última generación

**Alta performance** - Elevado rendimiento comprobado en instalaciones de distribución de gas y agua, y aplicaciones industriales.

**Excelente servicio** - PLASSON le brinda un servicio inigualado, con su pericia y experiencia de más de 40 años en el terreno.

## Fittings

### 490104/490103

Page 103 | Coupler  
Enlace Recto



### 4901L4

Page 104 | Long Coupler  
Enlace Largo



### 450104

Page 104 | Coupler (PN 25)  
Enlace Recto (PN 25)



### 460104/460103

Page 106 | LightFit Coupler (PN 10)  
Enlace LightFit (PN 10)



### 4601S3

Page 107 | Super LightFit (PN 6.4)



### 491104

Page 107 | Reducing Coupler  
Enlace Reductor



### 491107

Page 108 | Spigot Reducer  
Reductor Espiga



### 49009

Page 109 | Flex Restraint



### 494204

Page 110 | Monolithic End Cap  
Tapón Monolítico



### 491204

Page 110 | End Cap  
Tapón



### 491207

Page 111 | Spigot End Plug  
Tapón Espiga



### 490404

Page 113 | Tee 90°  
Enlace T 90°



### 492404

Page 113 | Two Outlets Reducing Tee  
Enlace te Reductor con Salida Doble



### 491404

Page 114 | Reducing Tee  
Enlace T Reductor



### 499404

Page 115 | Flanged Tee  
Enlace T Bridado



### 490504

Page 115 | Elbow 90°  
Codo 90°



### 490604

Page 116 | Elbow 45°  
Codo 45°



### 490804

Page 116 | Elbow 22.5°  
Codo 22.5°





**46060**

Page 117

LightFit Elbow 45°  
Codo LightFit 45°



**46330**

Page 117

LightFit Elbow 30°  
Codo LightFit 30°



**46370**

Page 117

LightFit Elbow 15°  
Codo LightFit 15°



**490904**

Page 118

Elbow 180°  
Codo 180°



**491904**

Page 118

Y Reducer  
Y Reductor



**491504**

Page 119

Duckfoot Elbow 90°  
Codo 90° Empotrable



**4915Q4**

Page 119

Duckfoot Elbow 90° with Outlet  
Codo 90° Empotrable con  
Toma de Servicio



**4947C4**

Page 120

Adjustable Elbow  
Codo Ajustable



**4947D4**

Page 120

Adjustable Elbow One Sided  
Codo Ajustable Enlace/  
Espiga



**496804**

Page 121

Balloon Saddle  
Collarín Globo



**498304**

Page 121

Monolithic Weld End Cap for  
Ballon Saddle  
Tapón Monolítico Soldable  
para Collarín Globo



**4958T4**

Page 122

Saddle Female Rp  
Threaded Outlet



**495204**

Page 122

Repair Saddle  
Toma de Reparación



**493804**

Page 123

Transition Saddle  
Collarín de Transición



**493803**

Page 126

Sensor Adaptor with Brass  
Thread



**4938S3**

Page 126

Sensor Adaptor with a  
Stainless Steel thread



**495804**

Page 127

Branch Saddle  
Collarín de Derivación



**495804**

Page 128

Branch Saddle  
Collarín de Derivación



### 4958X4

Page 128

Branch Saddle



### 495803

Page 130-131

XL&XXL Branch Saddle  
XL&XXL Collarín de Derivación



### 4758W

Page 131

LightFit Branch Saddle  
Collarín de Derivación LightFit



### 495904

Page 132

Flange Branch Saddle  
Collarín bridado



### 4959X4

Page 133

Flanged Branch Saddles  
DN100  
Collarín Bridado DN 100



### 495204

Page 133

Repair Saddle  
Collarín de reparación



### 496304

Page 134-135

Tapping Saddle  
Toma de Servicio



### 4963P4

Page 136

Tapping Saddle Parallel Outlet  
Toma de Servicio Salida Parallel  
Outlet



### 491304

Page 137

High Volume Tapping Tee  
(HVTT)



### 498304

Page 137

Welding Cap for Tapping Saddle  
Tapón Soldable para toma de  
Servicio



### 436207

Page 138

PE Ball Valve  
Válvula de Bola PE



### 436Q7

Page 138

PE Ball Valve with  
Two Purges  
PE Ball Válvula de  
Bola con purga



### 495404/4954S4

Page 139

Tapping Valve  
Toma de Servicio con  
Válvula



### 4921N4

Page 141

PA Male Transition Coupler  
PA Enlace de Transición  
Macho



### 4921N7

Page 142

PA Male Transition Adaptor  
PA Adaptador de Transición  
Macho



### 4925N4

Page 143

90° PA Male Elbow



### 4926N4

Page 143

45° PA Male Elbow



### 492104

Page 144

Male Transition Coupler  
Enlace de Transición Macho



**493104**

Page 144

Female Transition Coupler  
Enlace de Transición  
Hembra



**492504**

Page 145

Male Transition Elbow 90°  
Codo de Transición de 90°  
Macho



**493504**

Page 146

Female Transition Elbow 90°  
Codo de Transición de 90°  
Hembra



**492604**

Page 146

Male Transition Elbow 45°  
Codo de Transición de 45°  
Macho



**493604**

Page 147

Female Transition Elbow 45°  
Codo de Transición de 45°  
Hembra



**494104**

Page 147

Female Free Nut  
Transition Coupler  
Enlace de Transición,  
Tuerca Libre, Hembra



**494504**

Page 148

Female Free Nut  
Transition Elbow 90°  
Codo de Transición de 90°  
Tuerca Libre, Hembra



**494604**

Page 148

Female Free Nut Transition  
Elbow 45°  
Codo de Transición de 45°  
Tuerca Libre, Hembra



**494404**

Page 149

Female Union Free Nut  
Transition Tee  
Enlace T, PE/Latón, Tuerca  
Libre, Hembra



**497104**

Page 149

PE Male Transition Coupler  
Enlace de Transición PE  
Macho



**497504**

Page 150

PE Male Transition Elbow 90°  
Codo de Transición PE de 90°  
Macho



**497604**

Page 150

PE Male Transition Elbow 45°  
Codo de Transición PE de 45°  
Macho



**497704**

Page 151

PE Cast Iron Flange  
Transition Coupler  
Enlace de Transición  
Bridado - PE Hierro Fundido



**495704**

Page 151

PE Cast Iron Spigot  
Transition Coupler  
Enlace de Transición Espiga  
- PE Hierro Fundido



**490209**

Page 152

Full Face Flange  
Brida de Cara Plana



**490207**

Page 152

Stub Flange  
Adaptador de Brida



**09903**

Page 153

Flange Backing Ring  
Brida Revestida



## Wastewater Line

### 475804

Page 155

Wastewater Adjustable Saddle  
Ramal para Aguas Residuales



### 4758A4

Page 155

Wastewater Saddle 45° - Inlet 110  
Ramal 45° de Salida para Aguas Residuales



### 4758V4

Page 156

Wastewater Saddle PVC/PP Adaptor Inlet  
Collarin Lightfit de transicion para Aguas Residuales de PE A PP/PVC



### 4758S4

Page 156

Wastewater Saddle Spigot Inlet  
Titulo



### 4747D4

Page 157

Wastewater Adjustable Elbow One Sided  
Codo Ajustable para Aguas Residuales Enlace/Espiga



### 37020/477207

Page 157

Wastewater Manhole Adaptor  
Adaptador para Pozo de Aguas Residuales



### 4701V4

Page 158

Wastewater PE to PVC Adaptor  
Adaptador Para PE A PVC



### 4747V4

Page 158

Wastewater Adjustable Elbow PE to PVC  
Codo Ajustable de Transición de PE a PVC



### 470604

Page 159

Wastewater Elbow 45°  
Codo 45° Para Aguas Residuales



### 473304

Page 159

Wastewater Elbow 30°  
Codo 30° Para Aguas Residuales



### 473704

Page 159

Wastewater Elbow 15°  
Codo 15° Para Aguas Residuales



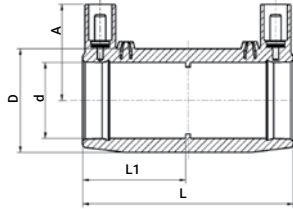
# Coupler

490104

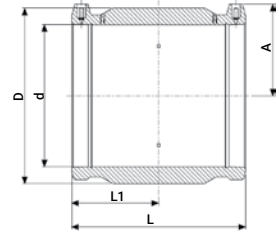
## Enlace Recto



20mm up to 75mm

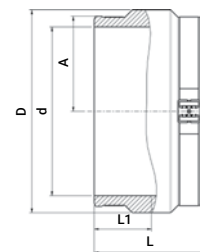


90mm up to 355mm



| Product Code | Size d | L   | L1  | D   | A   | UC  | W     |
|--------------|--------|-----|-----|-----|-----|-----|-------|
| 490104016    | 16     | 71  | 34  | 35  | 39  | 480 | 58    |
| 490104020    | 20     | 76  | 37  | 31  | 34  | 440 | 50    |
| 490104025    | 25     | 82  | 40  | 36  | 37  | 360 | 40    |
| 490104032    | 32     | 88  | 42  | 44  | 42  | 256 | 64    |
| 490104040    | 40     | 97  | 47  | 56  | 46  | 200 | 97    |
| 490104050    | 50     | 101 | 49  | 67  | 51  | 125 | 160   |
| 490104063    | 63     | 118 | 58  | 82  | 56  | 72  | 230   |
| 490104075    | 75     | 126 | 61  | 98  | 64  | 60  | 340   |
| 490104090    | 90     | 148 | 73  | 112 | 71  | 38  | 475   |
| 490104110    | 110    | 163 | 80  | 135 | 81  | 23  | 718   |
| 490104125    | 125    | 173 | 85  | 157 | 87  | 18  | 1075  |
| 490104140    | 140    | 183 | 90  | 174 | 97  | 12  | 1295  |
| 490104160N   | 160    | 195 | 93  | 194 | 105 | 6   | 1555  |
| 490104180N   | 180    | 212 | 105 | 218 | 116 | 5   | 2112  |
| 490104200N   | 200    | 223 | 109 | 242 | 126 | 4   | 2785  |
| 490104225N   | 225    | 240 | 119 | 272 | 138 | 4   | 3900  |
| 490104250    | 250    | 251 | 123 | 301 | 156 | 2   | 4461  |
| 490104280    | 280    | 275 | 134 | 342 | 170 | 1   | 6440  |
| 490104315    | 315    | 282 | 139 | 387 | 184 | 1   | 8845  |
| 490104355    | 355    | 277 | 137 | 431 | 203 | 1   | 10200 |
| 490103400    | 400    | 293 | 145 | 485 | 231 | 1   | 13800 |

490103



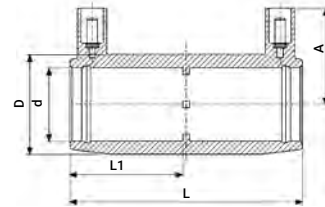
| Product Code | Size d | L   | L1  | D    | A   | UC* | W      |
|--------------|--------|-----|-----|------|-----|-----|--------|
| 490103450    | 450    | 306 | 153 | 539  | 257 | 1   | 16000  |
| 490103500    | 500    | 340 | 170 | 603  | 283 | 1   | 20200  |
| 490103560    | 560    | 376 | 188 | 674  | 317 | 1   | 28000  |
| 490103630N   | 630    | 418 | 209 | 759  | 356 | 1   | 41100  |
| 490103710    | 710    | 472 | 236 | 853  | 400 | 1   | 62000  |
| 490103800    | 800    | 500 | 250 | 955  | 450 | 1   | 87000  |
| 490103900    | 900    | 500 | 250 | 1070 | 503 | 1   | 100100 |
| 4901031000   | 1000   | 570 | 285 | 1194 | 563 | 1   |        |

\* Due to product size, cannot be packed in standard carton | \* Cantidad óptima para embalaje en dos pallets apilados

## Long Coupler

4901L4

Enlace Largo

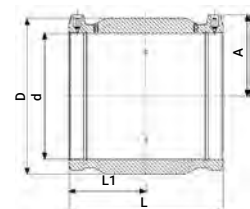
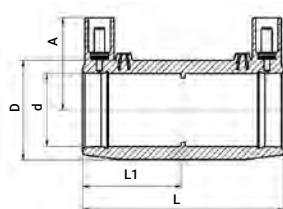


| Product Code | Size d | L   | L1 | D  | A  | UC  | W   |
|--------------|--------|-----|----|----|----|-----|-----|
| 4901L4032    | 32     | 104 | 50 | 44 | 43 | 272 | 83  |
| 4901L4040    | 40     | 121 | 59 | 56 | 46 | 128 | 135 |
| 4901L4050    | 50     | 139 | 68 | 68 | 51 | 96  | 215 |
| 4901L4063    | 63     | 166 | 81 | 82 | 57 | 48  | 318 |

## Coupler (PN 25)

450104

Enlace Recto (PN 25)

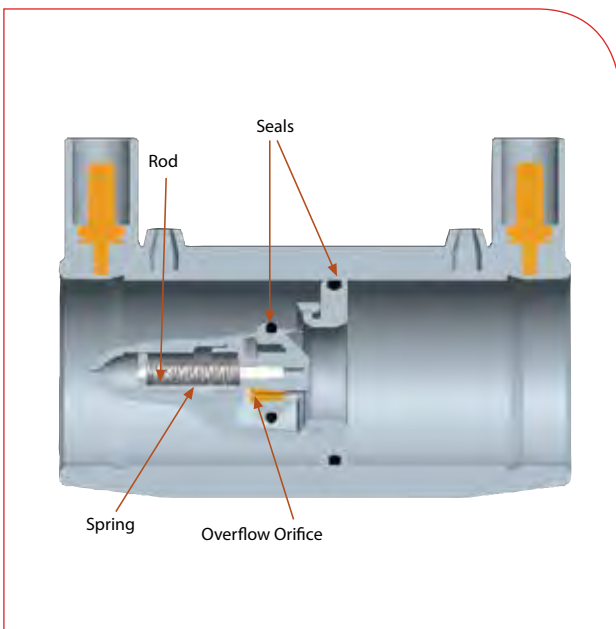
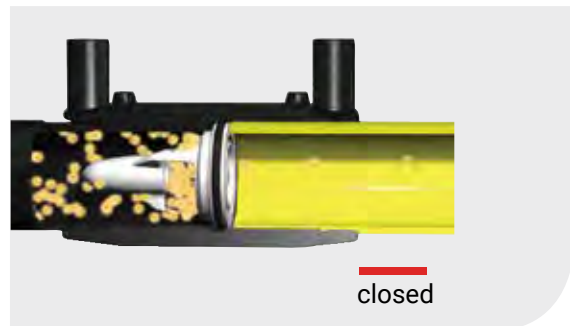


| Product Code | Size d | L   | L1  | D   | A   | UC  | W     |
|--------------|--------|-----|-----|-----|-----|-----|-------|
| 450104050    | 50     | 100 | 49  | 68  | 52  | 125 | 147   |
| 450104063    | 63     | 118 | 57  | 82  | 58  | 72  | 230   |
| 450104075    | 75     | 126 | 62  | 97  | 65  | 60  | 339   |
| 450104090    | 90     | 148 | 73  | 117 | 69  | 38  | 571   |
| 450104110    | 110    | 163 | 80  | 140 | 79  | 23  | 835   |
| 450104125    | 125    | 173 | 85  | 157 | 87  | 18  | 1075  |
| 450104140    | 140    | 105 | 175 | 181 | 89  | 12  | 1320  |
| 450104160    | 160    | 198 | 97  | 198 | 105 | 6   | 1780  |
| 450104180    | 180    | 212 | 104 | 224 | 114 | 4   | 2449  |
| 450104200    | 200    | 223 | 110 | 249 | 126 | 4   | 3295  |
| 450104225    | 225    | 240 | 118 | 280 | 140 | 4   | 4366  |
| 450104250    | 250    | 256 | 127 | 310 | 155 | 2   | 5507  |
| 450104280    | 280    | 274 | 135 | 341 | 166 | 1   | 6369  |
| 450104315    | 315    | 284 | 140 | 381 | 184 | 1   | 8884  |
| 450103355    | 355    | 280 | 138 | 430 | 204 | 1   | 10438 |



# PLASSON Excess Flow Valve

The Excess Flow Valve (EFV), also called Gas Stop, is a special safety valve intended to be used in the house connection line of natural or other gas systems. It is typically installed at the outlet of the tapping saddle at the branch off point or on the house connection line, but can be installed at other locations and applications as well.



### Design Features:

- Fully mechanical
- Unique design results in very low head loss at operation flow
- Easy installation

### Components and Materials:

- Plastic Parts – PolyAcetal (POM-thermoplastic polymer)
- Rod – Stainless Steel or Brass (depending on model)
- Overflow Orifice - Brass
- Spring – Stainless Steel
- Seals – NBR

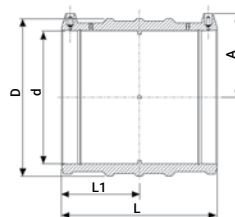
### Application

- In PE Gas Conducting Systems

# LightFit Coupler (PN10)

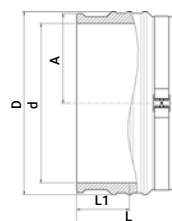
460104

## Enlace LightFit (PN10)



| Product Code | Size d | L   | L1  | D   | A   | UC  | W     |
|--------------|--------|-----|-----|-----|-----|-----|-------|
| 460104040    | 40     | 90  | 43  | 56  | 47  | 200 | 96    |
| 460104050    | 50     | 100 | 49  | 68  | 52  | 132 | 147   |
| 460104063    | 63     | 118 | 57  | 77  | 57  | 112 | 158   |
| 460104075    | 75     | 126 | 61  | 90  | 63  | 60  | 216   |
| 460104090    | 90     | 148 | 72  | 108 | 69  | 44  | 360   |
| 460104110    | 110    | 163 | 80  | 131 | 79  | 25  | 540   |
| 460104125    | 125    | 173 | 85  | 149 | 87  | 20  | 760   |
| 460104140    | 140    | 182 | 89  | 167 | 94  | 12  | 970   |
| 460104160    | 160    | 198 | 97  | 193 | 104 | 6   | 1320  |
| 460104180    | 180    | 212 | 104 | 215 | 114 | 5   | 1650  |
| 460104200    | 200    | 232 | 114 | 235 | 127 | 4   | 2110  |
| 460104225    | 225    | 240 | 118 | 264 | 141 | 4   | 2825  |
| 460104250    | 250    | 256 | 126 | 293 | 155 | 2   | 3728  |
| 460104280    | 280    | 275 | 135 | 332 | 166 | 1   | 4850  |
| 460104315    | 315    | 284 | 140 | 374 | 184 | 1   | 6950  |
| 460104355    | 355    | 280 | 138 | 421 | 204 | 1   | 7980  |
| 460104400    | 400    | 296 | 146 | 474 | 227 | 1   | 12000 |

460103\*



| Product Code | Size d | L   | L1  | D    | A   | UC* | W     |
|--------------|--------|-----|-----|------|-----|-----|-------|
| 460103450N   | 450 ** | 310 | 155 | 518  | 255 | 1   | 11700 |
| 460103500    | 500**  | 340 | 170 | 576  | 283 | 1   | 16000 |
| 460103560N   | 560    | 376 | 188 | 625  | 309 | 1   | 21510 |
| 460103630N   | 630    | 400 | 200 | 706  | 347 | 1   | 27000 |
| 460103710N   | 710    | 440 | 220 | 797  | 390 | 1   | 43100 |
| 460103800N   | 800    | 470 | 235 | 897  | 440 | 1   | 57300 |
| 460103900    | 900    | 500 | 250 | 1010 | 500 | 1   | 70000 |
| 4601031000   | 1000   | 600 | 300 | 1128 | 555 | 1   | -     |
| 4601031200   | 1200   | 600 | 300 | 1355 | 667 | 1   | -     |

\* Due to product size, cannot be packed in standard carton | \* Cantidad óptima para embalaje en dos pallets apilados

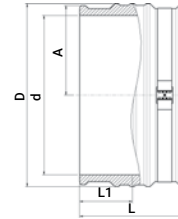
\*\* Without Straps | \*\* Sin correas



# Super LightFit (PN 6.4)

4601S3

## Super LightFit (PN 6.4)



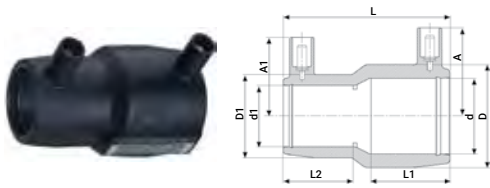
| Product Code | Size d | L   | L1  | D    | A   | UC* | W     |
|--------------|--------|-----|-----|------|-----|-----|-------|
| 4601S3500    | 500    | 300 | 150 | 550  | 272 | 1   | 11800 |
| 4601S3560    | 560    | 310 | 155 | 620  | 310 | 1   | 15300 |
| 4601S3630    | 630    | 320 | 160 | 693  | 346 | 1   | 18200 |
| 4601S3710    | 710    | 380 | 190 | 775  | 388 | 1   | 25800 |
| 4601S3800    | 800    | 400 | 200 | 876  | 438 | 1   | 34700 |
| 4601S3900    | 900    | 420 | 210 | 983  | 485 | 1   | 40500 |
| 4601S31000   | 1000   | 440 | 220 | 1085 | 534 | 1   | 48000 |

\* Due to product size, cannot be packed in standard carton | \* Cantidad óptima para embalaje en dos pallets apilados.

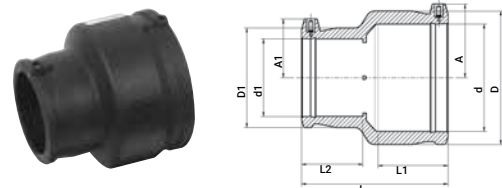
# Reducing Coupler

491104

## Enlace Reductor



20x16mm up to 110x90mm



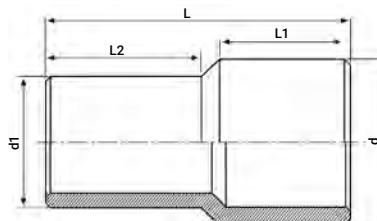
125x90mm up to 180x125mm

| Product Code | Size dxd1 | L   | A   | A1 | L1  | L2 | D   | D1  | UC  | W    |
|--------------|-----------|-----|-----|----|-----|----|-----|-----|-----|------|
| 491104020016 | 20 x 16   | 71  | 39  | 39 | 35  | 35 | 36  | 36  | 480 | 54   |
| 491104025016 | 25 x 16   | 71  | 38  | 38 | 35  | 35 | 36  | 36  | 480 | 49   |
| 491104025020 | 25 x 20   | 71  | 39  | 39 | 35  | 35 | 36  | 36  | 480 | 46   |
| 491104032016 | 32 x 16   | 80  | 42  | 34 | 39  | 35 | 44  | 32  | 360 | 58   |
| 491104032020 | 32 x 20   | 81  | 43  | 37 | 40  | 35 | 45  | 32  | 360 | 59   |
| 491104032025 | 32 x 25   | 81  | 43  | 39 | 40  | 35 | 45  | 36  | 360 | 56   |
| 491104040020 | 40 x 20   | 90  | 44  | 38 | 44  | 40 | 56  | 36  | 360 | 58   |
| 491104040025 | 40 x 25   | 90  | 47  | 38 | 44  | 40 | 56  | 37  | 200 | 86   |
| 491104040032 | 40 x 32   | 90  | 47  | 43 | 44  | 40 | 56  | 44  | 160 | 92   |
| 491104050025 | 50 x 25   | 100 | 52  | 41 | 49  | 41 | 68  | 37  | 160 | 118  |
| 491104050032 | 50 x 32   | 100 | 52  | 45 | 49  | 40 | 68  | 45  | 128 | 123  |
| 491104050040 | 50 x 40   | 100 | 52  | 48 | 49  | 44 | 68  | 56  | 128 | 135  |
| 491104063032 | 63 x 32   | 119 | 59  | 45 | 57  | 40 | 82  | 45  | 96  | 180  |
| 491104063040 | 63 x 40   | 119 | 59  | 49 | 57  | 44 | 82  | 56  | 96  | 192  |
| 491104063050 | 63 x 50   | 119 | 59  | 54 | 57  | 49 | 82  | 68  | 80  | 224  |
| 491104075063 | 75 x 63   | 126 | 66  | 59 | 66  | 57 | 98  | 82  | 65  | 314  |
| 491104090050 | 90 x 50   | 143 | 78  | 53 | 71  | 49 | 116 | 69  | 54  | 430  |
| 491104090063 | 90 x 63   | 143 | 78  | 61 | 71  | 57 | 116 | 82  | 44  | 460  |
| 491104090075 | 90 x 75   | 143 | 78  | 67 | 71  | 61 | 116 | 98  | 41  | 480  |
| 491104110063 | 110 x 63  | 161 | 84  | 61 | 78  | 57 | 139 | 82  | 32  | 639  |
| 491104110075 | 110 x 75  | 159 | 83  | 66 | 80  | 62 | 140 | 98  | -   | -    |
| 491104110090 | 110 x 90  | 161 | 84  | 74 | 78  | 72 | 139 | 116 | 23  | 740  |
| 491104125090 | 125 x 90  | 171 | 88  | 70 | 85  | 72 | 158 | 116 | 18  | 1019 |
| 491104125110 | 125 x 110 | 171 | 88  | 80 | 85  | 78 | 158 | 141 | 18  | 1025 |
| 491104160090 | 160 x 90  | 193 | 105 | 69 | 94  | 72 | 199 | 116 | 12  | 1440 |
| 491104160110 | 160 x 110 | 193 | 105 | 80 | 94  | 81 | 199 | 141 | 12  | 1520 |
| 491104160125 | 160 x 125 | 195 | 105 | 89 | 94  | 85 | 199 | 158 | 6   | 1570 |
| 491104180125 | 180 x 125 | 212 | 116 | 87 | 103 | 85 | 222 | 158 | 6   | 2060 |

# Spigot Reducer

491107

## Reductor Espiga



| Product Code | Size dxd1 | L   | L1  | L2  | UC  | W      |
|--------------|-----------|-----|-----|-----|-----|--------|
| 491107032025 | 32 x 25   | 104 | 50  | 48  | 240 | 30     |
| 491107040032 | 40 x 32   | 123 | 59  | 56  | 240 | 90     |
| 491107050032 | 50 x 32   | 129 | 59  | 56  | 160 | 100    |
| 491107050040 | 50 x 40   | 131 | 59  | 60  | 264 | 80     |
| 491107063032 | 63 x 32   | 131 | 59  | 58  | 144 | 110    |
| 491107063040 | 63 x 40   | 132 | 59  | 58  | 144 | 120    |
| 491107063050 | 63 x 50   | 132 | 60  | 60  | 128 | 125    |
| 491107075040 | 75 x 40   | 145 | 71  | 60  | 96  | 167    |
| 491107075050 | 75 x 50   | 145 | 71  | 59  | 96  | 180    |
| 491107075063 | 75 x 63   | 151 | 71  | 65  | 72  | 210    |
| 491107090050 | 90 x 50   | 156 | 81  | 59  | 56  | 280    |
| 491107090063 | 90 x 63   | 160 | 80  | 65  | 48  | 300    |
| 491107090075 | 90 x 75   | 166 | 80  | 71  | 40  | 320    |
| 491107110063 | 110 x 63  | 167 | 83  | 66  | 36  | 450    |
| 491107110075 | 110 x 75  | 169 | 83  | 72  | 36  | 460    |
| 491107110090 | 110 x 90  | 178 | 83  | 80  | 28  | 510    |
| 491107125090 | 125 x 90  | 186 | 90  | 81  | 24  | 655    |
| 491107125110 | 125 x 110 | 188 | 90  | 84  | 18  | 730    |
| 491107140090 | 140 x 90  | 208 | 95  | 80  | 16  | 850    |
| 491107140110 | 140 x 110 | 195 | 95  | 83  | 16  | 850    |
| 491107140125 | 140 x 125 | 199 | 95  | 89  | 12  | 950    |
| 491107160110 | 160 x 110 | 219 | 101 | 84  | 10  | 1,360  |
| 491107160125 | 160 x 125 | 206 | 101 | 88  | 16  | 1170   |
| 491107160140 | 160 x 140 | 211 | 101 | 94  | 10  | 1270   |
| 491107180125 | 180 x 125 | 221 | 107 | 89  | 10  | 1500   |
| 491107180140 | 180 x 140 | 224 | 107 | 95  | 10  | 1600   |
| 491107180160 | 180 x 160 | 225 | 107 | 100 | 8   | 1750   |
| 491107200140 | 200 x 140 | 229 | 114 | 93  | 8   | 2200   |
| 491107200160 | 200 x 160 | 233 | 115 | 100 | 6   | 2,420  |
| 491107200180 | 200 x 180 | 241 | 116 | 106 | 5   | 2350   |
| 491107225160 | 225 x 160 | 295 | 132 | 123 | —   | 3,100  |
| 491107225180 | 225 x 180 | 285 | 130 | 118 | —   | 3,190  |
| 491107225200 | 225 x 200 | 272 | 126 | 120 | —   | 3,700  |
| 491107250160 | 250 x 160 | 308 | 149 | 100 | —   | 4,100  |
| 491107250180 | 250 x 180 | 316 | 151 | 105 | —   | 4,000  |
| 491107250200 | 250 x 200 | 324 | 151 | 116 | —   | 4,200  |
| 491107250225 | 250 x 225 | 330 | 155 | 122 | —   | 4,700  |
| 491107280200 | 280 x 200 | 345 | 140 | 116 | —   | 11,700 |
| 491107280225 | 280 x 225 | 335 | 142 | 122 | —   | 6,090  |
| 491107280250 | 280 x 250 | 340 | 139 | 135 | —   | 6,500  |
| 491107315225 | 315 x 225 | 365 | 150 | 125 | —   | 8,000  |
| 491107315250 | 315 x 250 | 365 | 147 | 134 | —   | 8,000  |
| 491107315280 | 315 x 280 | 365 | 150 | 145 | —   | 9,000  |
| 491107355250 | 355 x 250 | 390 | 164 | 136 | —   | 11,800 |
| 491107355280 | 355 x 280 | 390 | 164 | 139 | —   | 13,150 |
| 491107355315 | 355 x 315 | 390 | 164 | 150 | —   | 13,000 |
| 491107400280 | 400 x 280 | 415 | 179 | 139 | —   | 17,400 |
| 491107400315 | 400 x 315 | 415 | 179 | 150 | —   | 17,200 |
| 491107400355 | 400 x 355 | 420 | 179 | 164 | —   | 17,800 |

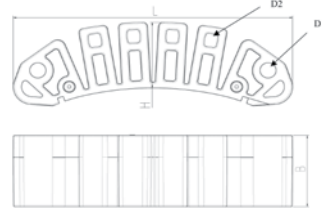
Maximum Pressure: PN 16 (cold water) | Presión Máxima: PN 16 (agua fría)

Additional dimensions and pressure rated spigots are available upon request

Los tamaños y presiones no enunciados en la tabla están disponibles a pedido

## Flex Restraint

49009

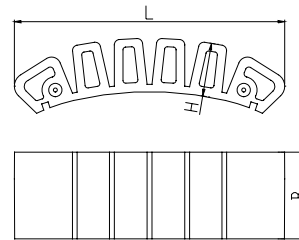


| Product Code | Size     | L   | H  | B  | D1   | D2 | UC | W   |
|--------------|----------|-----|----|----|------|----|----|-----|
| 49009998     | 160-1600 | 237 | 60 | 65 | 13.5 | 11 | 48 | 470 |

\* See dedicated tools on page 187 | \* Ver herramientas necesarias en pag.187

## Flex Restraint

49009



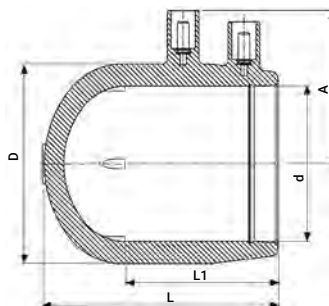
| Product Code | Size     | L   | H  | B  | UC | W   |
|--------------|----------|-----|----|----|----|-----|
| 49009999     | 140-1600 | 202 | 40 | 65 | 60 | 300 |

\* See dedicated tools on page 187 | \* Ver herramientas necesarias en pag. 187

# Monolithic End Cap

494204

## Tapón Monolítico

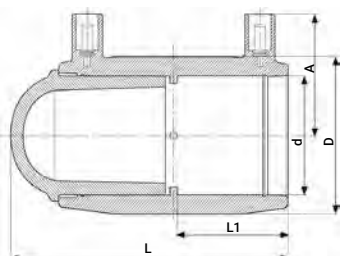


| Product Code | Size d | L  | L1 | D  | A  | UC  | W   |
|--------------|--------|----|----|----|----|-----|-----|
| 494204032    | 32     | 63 | 44 | 44 | 46 | 432 | 50  |
| 494204040    | 40     | 70 | 48 | 55 | 51 | 256 | 75  |
| 494204050    | 50     | 82 | 55 | 68 | 56 | 192 | 122 |
| 494204063    | 63     | 95 | 62 | 81 | 62 | 96  | 182 |

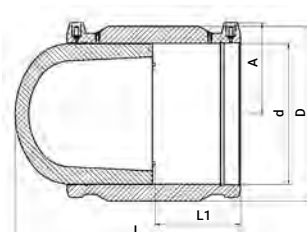
# End Cap

491204

## Tapón



20mm up to 75mm



90mm up to 315mm

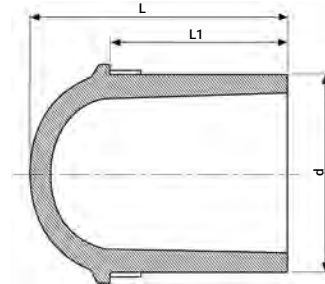
| Product Code | Size d | L   | L1  | D   | A   | UC  | W     |
|--------------|--------|-----|-----|-----|-----|-----|-------|
| 491204020    | 20     | 84  | 37  | 31  | 34  | 400 | 55    |
| 491204025    | 25     | 92  | 40  | 36  | 37  | 400 | 50    |
| 491204032    | 32     | 103 | 42  | 44  | 42  | 300 | 76    |
| 491204040    | 40     | 114 | 47  | 56  | 46  | 160 | 130   |
| 491204050    | 50     | 121 | 49  | 67  | 51  | 120 | 204   |
| 491204063    | 63     | 142 | 57  | 82  | 57  | 72  | 327   |
| 491204075    | 75     | 156 | 61  | 98  | 64  | 48  | 499   |
| 491204090    | 90     | 183 | 73  | 117 | 70  | 30  | 820   |
| 491204110    | 110    | 206 | 78  | 140 | 81  | 20  | 1259  |
| 491204125    | 125    | 222 | 85  | 157 | 87  | 15  | 1702  |
| 491204140    | 140    | 237 | 90  | 174 | 97  | 10  | 2346  |
| 491204160    | 160    | 261 | 93  | 194 | 105 | 6   | 2990  |
| 491204180    | 180    | 283 | 105 | 218 | 116 | 5   | 4159  |
| 491204200    | 200    | 289 | 109 | 242 | 126 | 4   | 5260  |
| 491204225    | 225    | 318 | 119 | 272 | 138 | 2   | 7260  |
| 491204250    | 250    | 344 | 123 | 311 | 156 | 1   | 8381  |
| 491204280    | 280    | 396 | 134 | 340 | 170 | 1   | 11740 |
| 491204315    | 315    | 405 | 139 | 387 | 184 | 2*  | 16045 |

\* Due to product size, cannot be packed in standard carton | \* Cantidad óptima para embalaje en dos pallets apilados

# Spigot End Plug

491207

Tapón Espiga



| Product Code | Size d | L   | L1  | UC   | W    |
|--------------|--------|-----|-----|------|------|
| 491207020    | 20     | 43  | 35  | 2000 | 8    |
| 491207025    | 25     | 46  | 36  | 1600 | 10   |
| 491207032    | 32     | 52  | 39  | 960  | 17   |
| 491207040    | 40     | 59  | 43  | 560  | 29   |
| 491207050    | 50     | 68  | 48  | 352  | 52   |
| 491207063    | 63     | 81  | 57  | 192  | 95   |
| 491207075    | 75     | 90  | 60  | 132  | 149  |
| 491207090    | 90     | 105 | 70  | 72   | 250  |
| 491207110    | 110    | 121 | 78  | 57   | 430  |
| 491207125    | 125    | 131 | 82  | 36   | 596  |
| 491207140    | 140    | 142 | 87  | 25   | 797  |
| 491207160    | 160    | 157 | 94  | 18   | 1149 |
| 491207180    | 180    | 172 | 101 | 14   | 1600 |
| 491207200    | 200    | 178 | 112 | 10   | 2089 |
| 491207225    | 225    | 196 | 120 | 6    | 2800 |
| 491207250    | 250    | 216 | 130 | 4    | 3920 |
| 491207280    | 280    | 257 | 162 | 3    | 5300 |
| 491207315    | 315    | 262 | 167 | 2    | 7200 |



# PE-RT: Polyethylene of Raised Temperature Resistance



PE-RT is a grade of high density polyethylene which has improved Long Term Hydrostatic Strength (LTHS) at elevated temperatures, making it suitable for use in various hot water applications:

- Hot and cold water installations within buildings for central heating systems and potable water for human consumption
- District heating
- Hot wastewater discharge
- Industrial process lines
- Geothermal systems
- Underground conveyance of electrical cables

## PE-RT Properties

The long term creep behavior at high temperature has been improved by adjusting the molecular structure to create stronger intermolecular ties.

The improved second generation of **PE-RT, "PE-RT Type II"**, enables production of large pipes and fittings, which gain more and more fields of application where traditional steel pipes can be replaced. **PE-RT** shares the advantages of PE100 which made it the leading material for plastic pressure pipes:

- Flexibility
- Excellent resistance to impact
- Good weldability that enables making cost effective connections by butt welding or electrofusion

## PE-RT Electrofusion Fittings Design And Testing:

The fittings are to be used under specified design pressures and temperatures appropriate to the class of application.

The products are tested and rated for the following pressure classes, according to EN ISO 22391 standard.

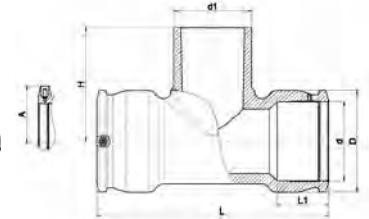
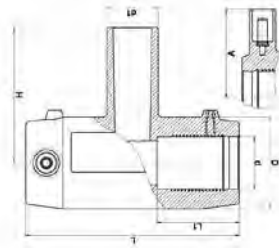
| Field of Application                             | Pressure Rating for PLASSON SDR9 Fittings | Application Class, ISO 22391 | Temperature/Time at normal temperature             | Temperature/Time at maximal temperature | Temperature/Time at peak temperature | Hydrostatic strength tests scheme for PLASSON fittings                                    |
|--|---|------------------------------|--|---|--------------------------------------|---|
| Hot Water Supply, 60°C                           | PN 6                                      | 1                            | 60°C/49 years                                      | 80°C/1 year                             | 95°C/100 hours                       | 6.4 bar/95°C/<br>1100 hours<br>8.5 bar/80°C/<br>1100 hours<br>19.3 bar/20°C/<br>110 hours |
| Hot Water Supply, 70°C                           | PN 6                                      | 2                            | 70°C/49 years                                      | 80°C/1 year                             | 95°C/100 hours                       |   |
| Underfloor Heating and Low Temperature Radiators | PN 6                                      | 4                            | 20°C/2.5 years+<br>40°C/20 years+<br>60°C/25 years | 70°C/2.5 years                          | 100°C/100 hours                      |   |
| High Temperature Radiators                       | PN 4                                      | 5                            | 20°C/14 years+<br>60°C/25 years+<br>80°C/10 years  | 90°C/1 year                             | 100°C/100 hours                      |   |

Available products consist of the full range of standard PE100 electrofusion fittings up to diameter 400mm. Above sizes will be provided upon demand.

## Tee 90°

490404

Enlace T 90°



20mm up to 75mm

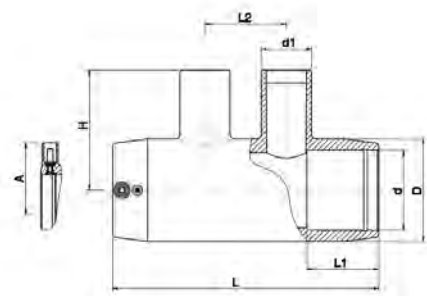
90mm up to 250mm

| Product Code | Size dxd1xd     | L   | L1  | D   | H   | A   | UC  | W     |
|--------------|-----------------|-----|-----|-----|-----|-----|-----|-------|
| 490404020    | 20 x 20 x 20    | 96  | 37  | 33  | 60  | 39  | 260 | 61    |
| 490404025    | 25 x 25 x 25    | 103 | 39  | 44  | 66  | 43  | 168 | 110   |
| 490404032    | 32 x 32 x 32    | 104 | 39  | 44  | 74  | 43  | 144 | 97    |
| 490404040    | 40 x 40 x 40    | 120 | 43  | 56  | 90  | 47  | 96  | 165   |
| 490404050    | 50 x 50 x 50    | 139 | 48  | 68  | 102 | 52  | 56  | 257   |
| 490404063    | 63 x 63 x 63    | 167 | 58  | 82  | 119 | 58  | 32  | 417   |
| 490404075    | 75 x 75 x 75    | 196 | 63  | 96  | 129 | 62  | 26  | 639   |
| 490404090    | 90 x 90 x 90    | 294 | 71  | 113 | 137 | 71  | 15  | 1090  |
| 490404110    | 110 x 110 x 110 | 326 | 71  | 143 | 160 | 81  | 8   | 1955  |
| 490404125    | 125 x 125 x 125 | 382 | 86  | 165 | 177 | 88  | 4   | 2950  |
| 490404160    | 160 x 160 x 160 | 396 | 97  | 209 | 222 | 105 | 3   | 4758  |
| 490404180    | 180 x 180 x 180 | 422 | 106 | 245 | 250 | 116 | 1   | 7200  |
| 490404200    | 200 x 200 x 200 | 451 | 114 | 261 | 265 | 125 | 1   | 8650  |
| 490404225    | 225 x 225 x 225 | 494 | 122 | 293 | 290 | 140 | 1   | 11860 |
| 490404250    | 250 x 250 x 250 | 538 | 129 | 326 | 315 | 152 | 1   | 16250 |

## Two Outlets Reducing Tee

492404

Enlace te Reductor con Salida Doble

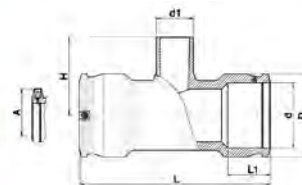
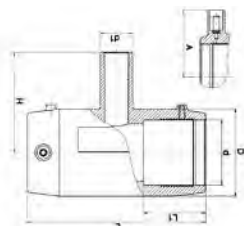


| Product Code | Size dxd1 - d1xd  | L   | L1 | L2 | D  | H  | A  | UC | W   |
|--------------|-------------------|-----|----|----|----|----|----|----|-----|
| 492404040025 | 40 x 25 - 25 x 40 | 176 | 46 | 57 | 56 | 72 | 46 | 96 | 229 |
| 492404040032 | 40 x 25 - 25 x 40 | 176 | 46 | 57 | 56 | 76 | 46 | 75 | 233 |
| 492404050025 | 50 x 25 - 25 x 50 | 195 | 49 | 65 | 68 | 79 | 51 | 56 | 342 |
| 492404050032 | 50 x 32 - 32 x 50 | 195 | 49 | 65 | 68 | 83 | 51 | 58 | 336 |
| 492404050040 | 50 x 32 - 32 x 50 | 195 | 49 | 65 | 68 | 89 | 51 | 52 | 352 |
| 492404063025 | 63 x 32 - 32 x 63 | 213 | 58 | 65 | 82 | 86 | 57 | 42 | 457 |
| 492404063032 | 63 x 40 - 40 x 63 | 213 | 58 | 65 | 82 | 90 | 57 | 40 | 464 |
| 492404063040 | 63 x 40 - 40 x 63 | 213 | 58 | 65 | 82 | 96 | 57 | 36 | 480 |

# Reducing Tee

491404

## Enlace T Reductor



20mm up to 75mm

90mm up to 250mm

| Product Code | Size dxd1xd     | L   | L1  | D   | H   | A   | UC  | W     |
|--------------|-----------------|-----|-----|-----|-----|-----|-----|-------|
| 491404025020 | 25 x 20 x 25    | 104 | 39  | 44  | 66  | 43  | 168 | 108   |
| 491404025032 | 25 x 32 x 25*   | 104 | 39  | 44  | 74  | 43  | 168 | 116   |
| 491404032020 | 32 x 20 x 32    | 104 | 39  | 44  | 66  | 43  | 144 | 89    |
| 491404032025 | 32 x 25 x 32    | 104 | 39  | 44  | 66  | 43  | 144 | 91    |
| 491404040020 | 40 x 20 x 40    | 120 | 43  | 56  | 72  | 47  | 96  | 151   |
| 491404040025 | 40 x 25 x 40    | 120 | 43  | 56  | 72  | 47  | 96  | 150   |
| 491404040032 | 40 x 32 x 40    | 120 | 43  | 56  | 75  | 47  | 96  | 152   |
| 491404050020 | 50 x 20 x 50    | 139 | 48  | 68  | 78  | 52  | 64  | 224   |
| 491404050025 | 50 x 25 x 50    | 139 | 48  | 68  | 78  | 52  | 64  | 225   |
| 491404050032 | 50 x 32 x 50    | 139 | 48  | 68  | 86  | 52  | 64  | 228   |
| 491404050040 | 50 x 40 x 50    | 139 | 48  | 68  | 90  | 52  | 64  | 237   |
| 491404063020 | 63 x 20 x 63    | 167 | 49  | 82  | 85  | 58  | 40  | 348   |
| 491404063032 | 63 x 32 x 63    | 167 | 58  | 82  | 93  | 58  | 32  | 353   |
| 491404063040 | 63 x 40 x 63    | 167 | 58  | 82  | 104 | 58  | 32  | 365   |
| 491404063050 | 63 x 50 x 63    | 167 | 58  | 82  | 109 | 58  | 32  | 381   |
| 491404075063 | 75 x 63 x 75    | 196 | 63  | 96  | 122 | 62  | 26  | 607   |
| 491404090063 | 90 x 63 x 90    | 294 | 68  | 113 | 124 | 71  | 15  | 1050  |
| 491404090075 | 90 x 75 x 90    | 293 | 71  | 36  | 14  | 71  | 112 | 137   |
| 491404110063 | 110 x 63 x 110  | 326 | 71  | 143 | 134 | 81  | 9   | 1715  |
| 491404110075 | 110 x 75 x 110  | 328 | 72  | 143 | 142 | 81  | 9   | 1730  |
| 491404110090 | 110 x 90 x 110  | 326 | 71  | 143 | 147 | 81  | 8   | 1815  |
| 491404125090 | 125 x 90 x 125  | 382 | 86  | 165 | 161 | 88  | 5   | 2805  |
| 491404125110 | 125 x 110 x 125 | 382 | 86  | 165 | 173 | 88  | 5   | 2859  |
| 491404160090 | 160 x 90 x 160  | 396 | 97  | 209 | 192 | 105 | 3   | 4185  |
| 491404160110 | 160 x 110 x 160 | 440 | 86  | 208 | 193 | 106 | 3   | 4470  |
| 491404160125 | 160 x 125 x 160 | 440 | 86  | 208 | 198 | 106 | 3   | 4470  |
| 491404180090 | 180 x 90 x 180  | 422 | 106 | 245 | 200 | 116 | 2   | 6090  |
| 491404180110 | 180 x 110 x 180 | 422 | 106 | 245 | 219 | 116 | 2   | 6270  |
| 491404180125 | 180 x 125 x 180 | 422 | 106 | 245 | 225 | 116 | 2   | 6410  |
| 491404180140 | 180 x 140 x 180 | 422 | 106 | 245 | 237 | 116 | 1   | 6610  |
| 491404180160 | 180 x 160 x 180 | 422 | 106 | 245 | 250 | 116 | 1   | 6950  |
| 491404200090 | 200 x 90 x 200  | 451 | 114 | 261 | 205 | 125 | 2   | 7140  |
| 491404200110 | 200 x 110 x 200 | 451 | 114 | 261 | 210 | 125 | 2   | 7235  |
| 491404225090 | 225 x 90 x 225  | 494 | 122 | 293 | 220 | 140 | 1   | 9900  |
| 491404225110 | 225 x 110 x 225 | 494 | 122 | 293 | 225 | 140 | 1   | 10000 |
| 491404250090 | 250 x 90 x 250  | 538 | 129 | 326 | 235 | 152 | 1   | 13350 |
| 491404250110 | 250 x 110 x 250 | 538 | 129 | 326 | 240 | 152 | 1   | 13400 |

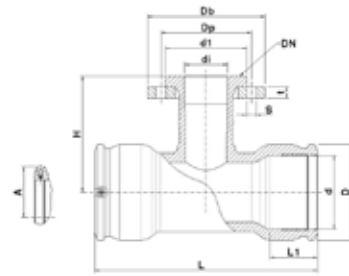
\* This size enlarges | \* Esta media agranda



# Flanged Tee

499404

Enlace T Bridado

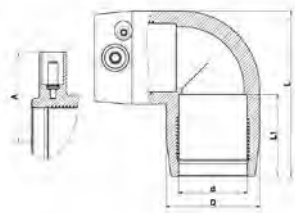


| Product Code | Size d x DN x d | L   | L1  | D   | H   | A   | t  | s      | d1  | DP  | UC | W     |
|--------------|-----------------|-----|-----|-----|-----|-----|----|--------|-----|-----|----|-------|
| 499404090080 | 90 x 80 x 90    | 294 | 71  | 113 | 165 | 71  | 20 | 8 x 18 | 138 | 160 | 8  | 2835  |
| 499404110080 | 110 x 80 x 110  | 326 | 71  | 143 | 181 | 81  | 20 | 8 x 18 | 138 | 160 | 6  | 3560  |
| 499404110100 | 110 x 100 x 110 | 326 | 71  | 143 | 181 | 81  | 22 | 8 x 18 | 158 | 180 | 6  | 4240  |
| 499404125080 | 125 x 80 x 125  | 382 | 86  | 165 | 190 | 88  | 20 | 8 x 18 | 138 | 160 | 4  | 4550  |
| 499404125100 | 125 x 100 x 125 | 382 | 86  | 165 | 190 | 88  | 22 | 8 x 18 | 158 | 180 | 3  | 5180  |
| 499404160080 | 160 x 80 x 160  | 440 | 86  | 208 | 210 | 106 | 20 | 8 x 18 | 138 | 160 | 3  | 6245  |
| 499404160100 | 160 x 100 x 160 | 440 | 86  | 208 | 210 | 106 | 22 | 8 x 18 | 158 | 180 | 3  | 6785  |
| 499404180080 | 180 x 80 x 180  | 422 | 106 | 245 | 225 | 116 | 20 | 8 x 18 | 138 | 160 | 2  | 7745  |
| 499404180100 | 180 x 100 x 180 | 422 | 106 | 245 | 225 | 116 | 22 | 8 x 18 | 158 | 180 | 1  | 8550  |
| 499404200080 | 200 x 80 x 200  | 451 | 114 | 261 | 240 | 125 | 20 | 8 x 18 | 138 | 160 | 1  | 8530  |
| 499404200100 | 200 x 100 x 200 | 451 | 114 | 261 | 245 | 125 | 22 | 8 x 18 | 158 | 180 | 1  | 9230  |
| 499404225080 | 225 x 80 x 225  | 494 | 122 | 293 | 255 | 140 | 20 | 8 x 18 | 138 | 160 | 1  | 11240 |
| 499404225100 | 225 x 100 x 225 | 494 | 122 | 293 | 260 | 140 | 22 | 8 x 18 | 158 | 180 | 1  | 11900 |
| 499404250080 | 250 x 80 x 250  | 538 | 129 | 326 | 270 | 152 | 20 | 8 x 18 | 138 | 160 | 1  | 14750 |
| 499404250100 | 250 x 100 x 250 | 538 | 129 | 326 | 275 | 152 | 22 | 8 x 18 | 158 | 180 | 1  | 15400 |

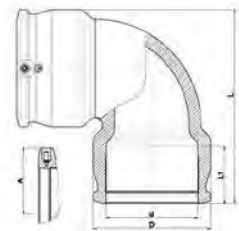
# Elbow 90°

490504

Codo 90°



20mm up to 75mm



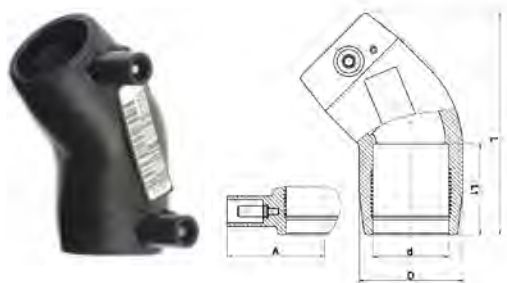
90mm up to 250mm

| Product Code | Size d | L   | L1  | D   | A   | UC  | W     |
|--------------|--------|-----|-----|-----|-----|-----|-------|
| 490504020    | 20     | 66  | 35  | 36  | 38  | 320 | 65    |
| 490504025    | 25     | 66  | 37  | 36  | 38  | 320 | 52    |
| 490504032    | 32     | 83  | 40  | 44  | 43  | 192 | 85    |
| 490504040    | 40     | 92  | 44  | 55  | 47  | 120 | 138   |
| 490504050    | 50     | 108 | 48  | 68  | 52  | 72  | 211   |
| 490504063    | 63     | 131 | 57  | 81  | 59  | 40  | 320   |
| 490504075    | 75     | 158 | 69  | 97  | 62  | 33  | 527   |
| 490504090    | 90     | 213 | 78  | 113 | 69  | 19  | 875   |
| 490504110    | 110    | 243 | 79  | 143 | 79  | 9   | 1519  |
| 490504125    | 125    | 271 | 100 | 165 | 89  | 7   | 2424  |
| 490504140    | 140    | 309 | 93  | 183 | 94  | 4   | 3024  |
| 490504160    | 160    | 323 | 87  | 209 | 106 | 3   | 3990  |
| 490504180    | 180    | 412 | 105 | 244 | 115 | 2   | 7590  |
| 490504200    | 200    | 449 | 112 | 262 | 124 | 1   | 8670  |
| 490504225    | 225    | 498 | 121 | 295 | 140 | 1   | 12200 |
| 490504250    | 250    | 550 | 130 | 327 | 152 | 1   | 13500 |

# Elbow 45°

490604

## Codo 45°



32mm up to 75mm



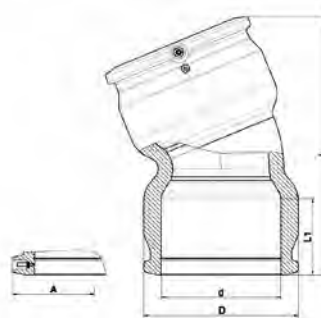
90mm up to 250mm

| Product Code | Size d | L   | L1  | D   | A   | UC  | W     |
|--------------|--------|-----|-----|-----|-----|-----|-------|
| 490604032    | 32     | 95  | 39  | 45  | 43  | 240 | 75    |
| 490604040    | 40     | 108 | 42  | 55  | 46  | 160 | 117   |
| 490604050    | 50     | 125 | 49  | 68  | 51  | 96  | 181   |
| 490604063    | 63     | 148 | 57  | 81  | 59  | 60  | 264   |
| 490604075    | 75     | 180 | 71  | 96  | 62  | 40  | 426   |
| 490604090    | 90     | 243 | 75  | 112 | 69  | 22  | 759   |
| 490604110    | 110    | 271 | 81  | 143 | 78  | 12  | 1269  |
| 490604125    | 125    | 304 | 86  | 165 | 88  | 8   | 2030  |
| 490604140    | 140    | 342 | 92  | 182 | 95  | 5   | 2471  |
| 490604160    | 160    | 350 | 95  | 209 | 105 | 4   | 3350  |
| 490604180    | 180    | 434 | 105 | 244 | 114 | 2   | 6150  |
| 490604200    | 200    | 472 | 112 | 261 | 125 | 1   | 7050  |
| 490604225    | 225    | 520 | 120 | 294 | 140 | 1   | 9800  |
| 490604250    | 250    | 571 | 129 | 326 | 151 | 1   | 13400 |

# Elbow 22.5°

490804

## Codo 22.5°

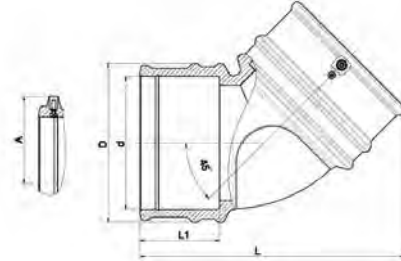


| Product Code | Size d | L   | L1  | D   | A   | UC | W    |
|--------------|--------|-----|-----|-----|-----|----|------|
| 490804090    | 90     | 214 | 72  | 113 | 71  | 26 | 665  |
| 490804110    | 110    | 232 | 71  | 143 | 81  | 14 | 1087 |
| 490804125    | 125    | 274 | 86  | 165 | 88  | 8  | 1850 |
| 490804160    | 160    | 302 | 86  | 209 | 106 | 5  | 2930 |
| 490804180    | 180    | 391 | 105 | 244 | 115 | 2  | 5360 |

## LightFit Elbow 45°

46060

Codo LightFit 45°

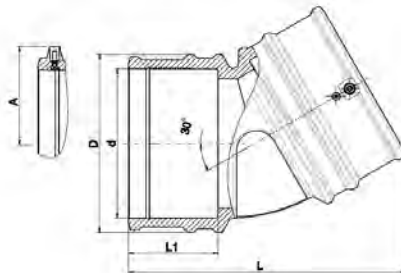


| Product Code | Size d | L   | L1 | D   | A   | UC | W    |
|--------------|--------|-----|----|-----|-----|----|------|
| 460604160    | 160    | 323 | 98 | 193 | 106 | 4  | 1976 |

## LightFit Elbow 30°

46330

Codo LightFit 30°

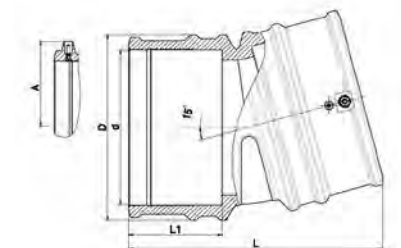


| Product Code | Size d | L   | L1 | D   | A   | UC | W    |
|--------------|--------|-----|----|-----|-----|----|------|
| 463304160    | 160    | 300 | 98 | 193 | 106 | 4  | 1798 |

## LightFit Elbow 15°

46370

Codo LightFit 15°

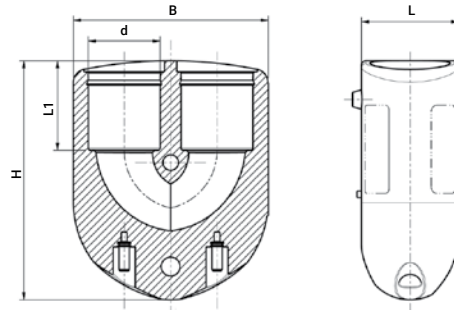


| Product Code | Size d | L   | L1 | D   | A   | UC | W    |
|--------------|--------|-----|----|-----|-----|----|------|
| 463704160    | 160    | 265 | 98 | 193 | 106 | 6  | 1728 |

# Elbow 180°

490904

Codo 180°

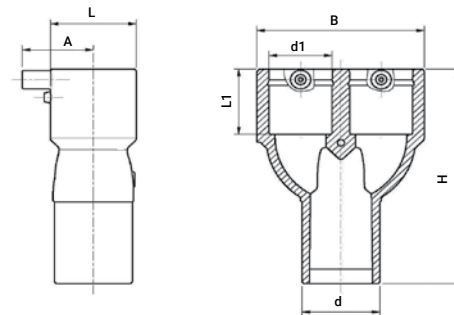


| Product Code | Size d | L  | L1 | H   | B   | UC  | W   |
|--------------|--------|----|----|-----|-----|-----|-----|
| 490904025    | 25     | 38 | 38 | 99  | 72  | 216 | 169 |
| 490904032    | 32     | 44 | 41 | 108 | 88  | 144 | 216 |
| 490904040    | 40     | 53 | 48 | 123 | 106 | 80  | 323 |

# Y Reducer

491904

Y Reductor

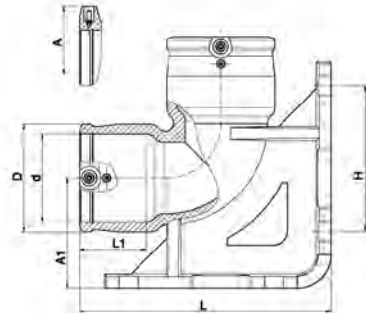


| Product Code | Size d x d1 x d1 | L  | L1 | B   | A  | H   | UC  | W   |
|--------------|------------------|----|----|-----|----|-----|-----|-----|
| 491904032025 | 32 x 25 x 25     | 36 | 40 | 70  | 38 | 119 | 200 | 97  |
| 491904040032 | 40 x 32 x 32     | 45 | 43 | 87  | 42 | 133 | 120 | 151 |
| 491904050040 | 50 x 40 x 40     | 56 | 46 | 108 | 46 | 151 | 80  | 242 |

## Duckfoot Elbow 90°

491504

Codo 90° Empotrable

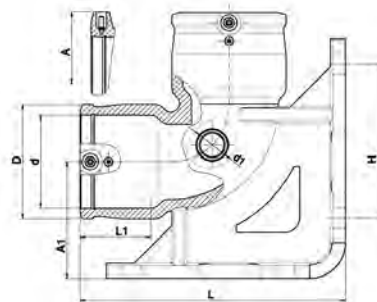


| Product Code | Size d | L   | L1 | D   | A  | A1  | H   | UC | W    |
|--------------|--------|-----|----|-----|----|-----|-----|----|------|
| 491504090    | 90     | 261 | 69 | 112 | 71 | 115 | 146 | 5  | 2260 |

## Duckfoot Elbow 90° With Outlet

4915Q4

Codo 90° Emportable con toma de servicio

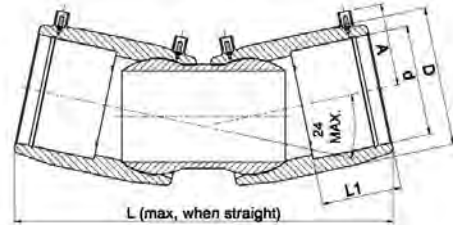


| Product Code | Size d x d1 | L   | L1 | D   | A  | A1  | H   | UC | W    |
|--------------|-------------|-----|----|-----|----|-----|-----|----|------|
| 4915Q4090032 | 90 x 32     | 261 | 69 | 112 | 71 | 115 | 146 | 5  | 2265 |

## Adjustable Elbow

4947C4

Codo Ajustable

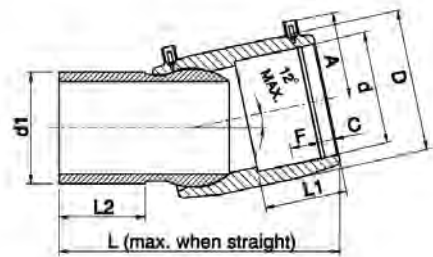


| Product Code | Size d | L   | L1  | D   | A   | UC | W     |
|--------------|--------|-----|-----|-----|-----|----|-------|
| 4947C4090    | 90     | 341 | 72  | 116 | 77  | 12 | 1450  |
| 4947C4110    | 110    | 362 | 80  | 140 | 83  | 8  | 2030  |
| 4947C4125    | 125    | 382 | 85  | 157 | 95  | 8  | 2630  |
| 4947C4160    | 160    | 453 | 97  | 215 | 106 | 3  | 4510  |
| 4947C4180    | 180    | 511 | 104 | 224 | 128 | 2  | 7490  |
| 4947C4200    | 200    | 512 | 104 | 250 | 125 | 2  | 9733  |
| 4947C4225    | 225    | 600 | 105 | 282 | 141 | 1  | 13230 |
| 4947C4250    | 250    | 644 | 123 | 312 | 156 | 1  | 16775 |

## Adjustable Elbow One Sided

4947D4

Codo Ajustable Enlace/Espiga

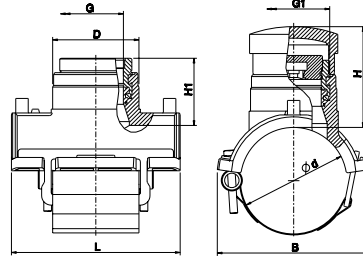


| Product Code | Size d x d1 | L   | L1  | L2  | D   | A   | UC | W     |
|--------------|-------------|-----|-----|-----|-----|-----|----|-------|
| 4947D4090    | 90 x 90     | 258 | 72  | 82  | 116 | 77  | 20 | 940   |
| 4947D4110    | 110 x 110   | 276 | 85  | 85  | 140 | 83  | 12 | 1290  |
| 4947D4125    | 125 x 125   | 292 | 90  | 90  | 157 | 95  | 12 | 1740  |
| 4947D4160    | 160 x 160   | 341 | 97  | 100 | 215 | 106 | 4  | 3150  |
| 4947D4180    | 180 x 180   | 365 | 138 | 138 | 223 | 128 | 3  | 4210  |
| 4947D4200    | 200 x 200   | 370 | 104 | 116 | 250 | 125 | 2  | 6172  |
| 4947D4225    | 225 x 225   | 426 | 105 | 124 | 282 | 141 | 2  | 8340  |
| 4947D4250    | 250 x 250   | 455 | 123 | 134 | 312 | 156 | 1  | 10800 |

## Balloon Saddle

496804

Collarín Globo

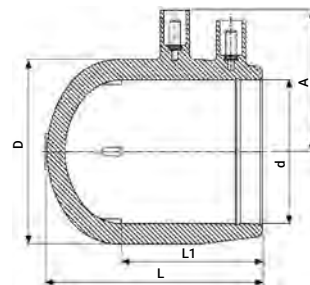


| Product Code | Size d x G | G1     | B   | H   | H1 | D  | L   | UC | W    |
|--------------|------------|--------|-----|-----|----|----|-----|----|------|
| 496804090025 | 90 x 2"    | 2 1/2" | 142 | 105 | 70 | 90 | 176 | 10 | 1961 |
| 496804110025 | 110 x 2"   | 2 1/2" | 160 | 105 | 70 | 90 | 176 | 10 | 1973 |
| 496804125025 | 125 x 2"   | 2 1/2" | 169 | 105 | 70 | 90 | 176 | 10 | 1981 |
| 496804140025 | 140 x 2"   | 2 1/2" | 174 | 105 | 70 | 90 | 176 | 10 | 2000 |
| 496804160025 | 160 x 2"   | 2 1/2" | 176 | 105 | 70 | 90 | 176 | 10 | 1984 |
| 496804180025 | 180 x 2"   | 2 1/2" | 182 | 105 | 70 | 90 | 176 | 10 | 1997 |
| 496804200025 | 200 x 2"   | 2 1/2" | 202 | 105 | 70 | 90 | 176 | 10 | 1991 |
| 496804225025 | 225 x 2"   | 2 1/2" | 227 | 105 | 70 | 90 | 176 | 10 | 2003 |
| 496804250025 | 250 x 2"   | 2 1/2" | 252 | 105 | 70 | 90 | 176 | 10 | 2010 |

## Monolithic Weld End Cap for Balloon Saddle

498304

Tapón Monolítico Soldable para collarín globo

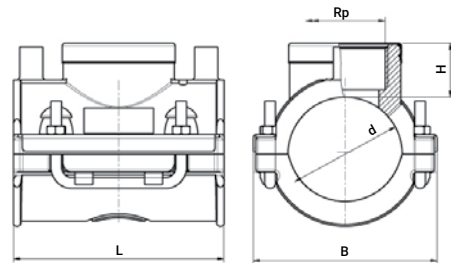


| Product Code | Size d | L   | L1 | D   | A  | UC | W   |
|--------------|--------|-----|----|-----|----|----|-----|
| 498304090    | 90     | 123 | 77 | 117 | 77 | 55 | 479 |

## Saddle Female Rp Threaded Outlet

4958T4

Collarín BSPP Rosca Hembra

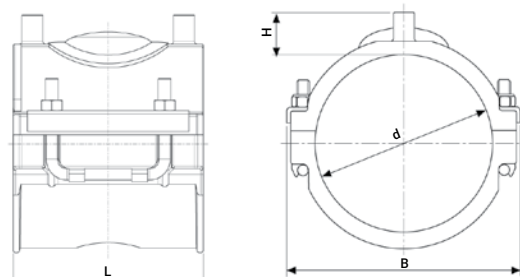


| Product Code | Size d x Rp | B   | H  | L   | UC | W   |
|--------------|-------------|-----|----|-----|----|-----|
| 4958T4063007 | 63 x 3/4"   | 100 | 30 | 118 | 60 | 385 |
| 4958T4063010 | 63 x 1"     | 100 | 30 | 118 | 60 | 390 |
| 4958T4063013 | 63 x 1 1/4" | 100 | 30 | 118 | 60 | 400 |
| 4958T4063015 | 63 x 1 1/2" | 100 | 30 | 118 | 60 | 400 |
| 4958T4090010 | 90 x 1"     | 126 | 30 | 118 | 36 | 520 |
| 4958T4090013 | 90 x 1 1/4" | 126 | 30 | 118 | 36 | 530 |
| 4958T4090015 | 90 x 1 1/2" | 126 | 30 | 118 | 36 | 540 |

## Repair Saddle

495204

Toma de Reparación



| Product Code | Size d | B   | H  | L   | Max Damage Length | UC | W   |
|--------------|--------|-----|----|-----|-------------------|----|-----|
| 495204063    | 63     | 100 | 29 | 118 | 38                | 72 | 378 |
| 495204075    | 75     | 117 | 29 | 118 | 38                | 48 | 410 |
| 495204090    | 90     | 126 | 29 | 118 | 38                | 40 | 504 |
| 495204110    | 110    | 148 | 29 | 118 | 38                | 32 | 555 |
| 495204125    | 125    | 162 | 29 | 118 | 38                | 24 | 620 |
| 495204140    | 140    | 180 | 29 | 118 | 38                | 24 | 660 |
| 495204160    | 160    | 199 | 29 | 118 | 38                | 24 | 718 |
| 495204180    | 180    | 219 | 29 | 118 | 38                | 16 | 759 |



# Transition Saddle

493804

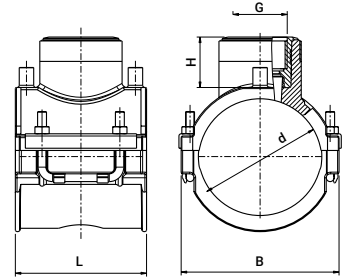
## Collarín de Transición



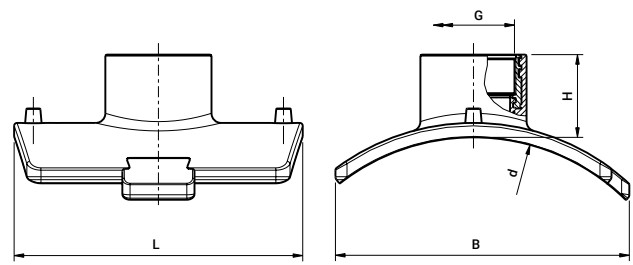
63mm up to 180mm  
Outlets 1 1/4" and 1 1/2"



90mm up to 250mm  
Outlet 2"



| Product Code | Size d x G   | B   | H  | L   | UC | W    |
|--------------|--------------|-----|----|-----|----|------|
| 493804063013 | 63 x 1 1/4"  | 100 | 53 | 118 | 48 | 612  |
| 493804075013 | 75 x 1 1/4"  | 117 | 53 | 118 | 40 | 656  |
| 493804090015 | 90 x 1 1/2"  | 121 | 53 | 118 | 16 | 930  |
| 493804090020 | 90 x 2"      | 142 | 76 | 176 | 14 | 1436 |
| 493804110015 | 110 x 1 1/2" | 142 | 53 | 118 | 12 | 1006 |
| 493804110020 | 110 x 2"     | 158 | 76 | 176 | 12 | 1500 |
| 493804125015 | 125 x 1 1/2" | 158 | 53 | 118 | 12 | 1049 |
| 493804125020 | 125 x 2"     | 166 | 76 | 176 | 12 | 1510 |
| 493804140015 | 140 x 1 1/2" | 175 | 53 | 118 | 10 | 1072 |
| 493804140020 | 140 x 2"     | 174 | 76 | 176 | 10 | 1520 |
| 493804160015 | 160 x 1 1/2" | 196 | 53 | 118 | 8  | 1163 |
| 493804160020 | 160 x 2"     | 176 | 76 | 176 | 10 | 1540 |
| 493804180015 | 180 x 1 1/2" | 216 | 53 | 118 | 6  | 1200 |
| 493804180020 | 180 x 2"     | 182 | 76 | 176 | 10 | 1500 |
| 493804200020 | 200 x 2"     | 202 | 76 | 176 | 10 | 1575 |
| 493804225020 | 225 x 2"     | 227 | 76 | 176 | 10 | 1570 |
| 493804250020 | 250 x 2"     | 252 | 76 | 176 | 10 | 1546 |



| Product Code  | Size d x G   | B   | H  | L   | UC | W    |
|---------------|--------------|-----|----|-----|----|------|
| 493804400020* | 250-400 x 2" | 305 | 77 | 306 | 8  | 1975 |
| 493804710020* | 450-800 x 2" | 315 | 77 | 306 | 8  | 1960 |

\* See dedicated tools on page 188 | \* Ver herramientas necesarias en pag. 188

# PLASSON Electrofusion Saddles

## For Large Diameter PE Pipes



495804 | 5958B



4758W



495904



495803



495204



493804

### PLASSON


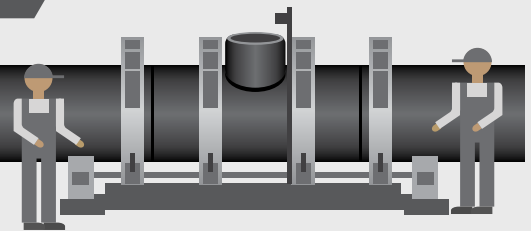
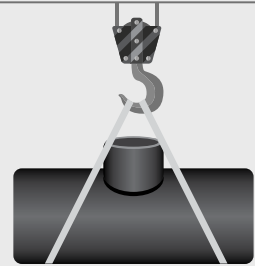
### ALTERNATIVE



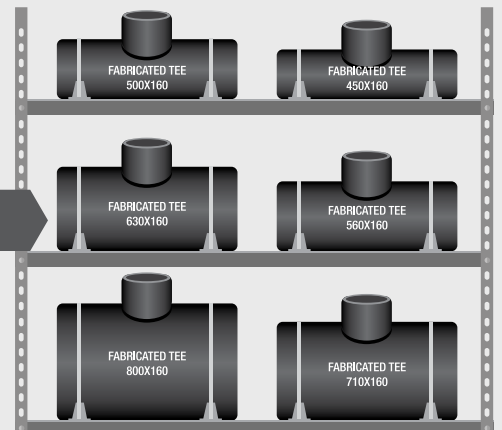
TRANSPORTING



APPLICATION



STORAGE



PE has become well established in pipeline applications since its introduction in the 1950s.

The numerous benefits of PE material include its flexibility, corrosion resistance and the option of fully welded systems, all leading to PE systems being used in a wide field of applications and increasingly larger diameters. Plasson, in keeping with latest market trends, continues to develop innovative fittings and installation tools, providing the end users all that is required in order to perform their task in the most convenient and professional way.

Plasson electrofusion fittings are designed for optimal performance using FEA (Final Element Analysis) software. The combination of engineering experience gained over 25 years, and use of leading PE 100 materials in the market provide for an estimated service life of over 100 years.



## PLASSON Sensor Adaptor

Plasson Sensor Adaptor provides a dedicated solution for connecting the sensor to the piping system, eliminating the need to apply leak-prone improvised connections. Plasson's Sensor adaptors enable quick and easy integration of various sensors onto a wide range of PE pipe diameters. Pressure rated Water PN16, Gas PE100 SDR11. Threaded brass/Stainless Steel Outlets according to ISO 7-1 (Female Rp thread), available in dimensions 1/2", 3/4" and 1".



## Universal


- Two Saddles cover extensive range of pipe diameters:
- 110 (4" IPS) – 400mm (16" IPS)
- 450 (18" IPS) – 1200mm (48" IPS)

## Fast and simple installation

The Sensor Adaptor is designed to deal with the challenges of connecting to large PE pipes, such as ovality and deformation resulting from aging, handling and storage by obtaining full contact along the welding zone.

Using one of the two unique yet simple clamping device options (Strap or Bolt) ensures the correct welding of the Sensor Adaptor.

- Correct tightening force indicator on strap mechanism



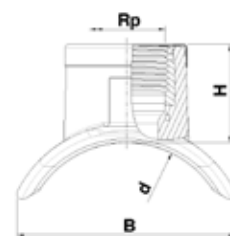
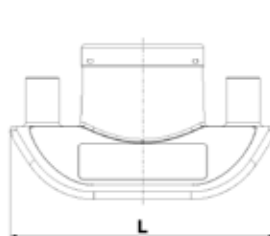
## Specifications

The fittings are tested and approved to meet the following standard requirements:

- ISO 4427, Part 3 (Water), ISO 4437, Part 3 (Gas)
- EN 12201, Part 3 (Water), EN 1555, Part 3 (Gas)
- AS/NZS 4129: 2008
- DVGW GW 335-B2

## Sensor Adaptor with Brass Thread

493803\*

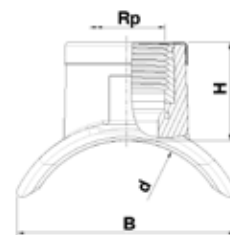
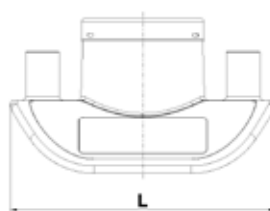


| Product Code | Size d x Rp**   | B  | H  | L   | UC  | W   |
|--------------|-----------------|----|----|-----|-----|-----|
| 493803400005 | 110-400 x 1/2"  | 85 | 35 | 103 | 140 | 120 |
| 493803400007 | 110-400 x 3/4"  | 85 | 38 | 103 | 140 | 120 |
| 493803400010 | 110-400 x 1"    | 85 | 38 | 103 | 140 | 120 |
| 493803900005 | 450-1200 x 1/2" | 85 | 35 | 103 | 140 | 120 |
| 493803900007 | 450-1200 x 3/4" | 85 | 38 | 103 | 140 | 120 |
| 493803900010 | 450-1200 x 1"   | 85 | 38 | 103 | 140 | 120 |

\* See dedicated tools on page 183 | \* Ver herramientas necesarias en pag. 183

## Sensor Adaptor with a Stainless Steel thread

4938S3\*



| Product Code | Size d x Rp     | H  | B  | L   | UC  | W     |
|--------------|-----------------|----|----|-----|-----|-------|
| 4938S3400005 | 110-400 x 1/2"  | 35 | 85 | 103 | 140 | 109.3 |
| 4938S3400007 | 110-400 x 3/4"  | 38 | 85 | 103 | 140 | 120   |
| 4938S3400010 | 110-400 x 1"    | 38 | 85 | 103 | 140 | 148.3 |
| 4938S3900005 | 450-1200 x 1/2" | 35 | 85 | 103 | 140 | 109.3 |
| 4938S3900007 | 450-1200 x 3/4" | 38 | 85 | 103 | 140 | 120   |
| 4938S3900010 | 450-1200 x 1"   | 38 | 85 | 103 | 140 | 148.3 |

\* See dedicated tools on page 183 | \* Ver herramientas necesarias en pag. 183

\*\* NPT thread available upon request

# Branch Saddle

495804

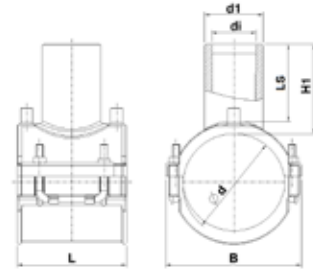
## Collarín de Derivación



63mm up to 180mm  
Outlets 32mm to 63mm



200mm up to 315mm  
and all sizes with Outlet 90mm

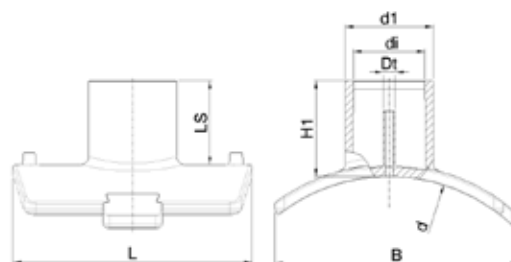


| Product Code | Size d x d1 | B   | H1  | LS | L   | di   | UC | W    |
|--------------|-------------|-----|-----|----|-----|------|----|------|
| 495804063032 | 63 x 32     | 100 | 59  | 49 | 118 | 23   | 56 | 394  |
| 495804063040 | 63 x 40     | 100 | 78  | 66 | 118 | 29.5 | 40 | 400  |
| 495804063050 | 63 x 50     | 100 | 93  | 82 | 118 | 37.5 | 40 | 430  |
| 495804063063 | 63 x 63     | 100 | 94  | 85 | 118 | 45   | 40 | 462  |
| 495804075032 | 75 x 32     | 117 | 59  | 49 | 118 | 23   | 48 | 431  |
| 495804075040 | 75 x 40     | 117 | 78  | 66 | 118 | 29.5 | 36 | 451  |
| 495804075050 | 75 x 50     | 117 | 93  | 82 | 118 | 37.5 | 32 | 465  |
| 495804075063 | 75 x 63     | 117 | 94  | 85 | 118 | 45   | 32 | 522  |
| 495804090032 | 90 x 32     | 126 | 59  | 49 | 118 | 23   | 32 | 519  |
| 495804090040 | 90 x 40     | 126 | 78  | 68 | 118 | 29.5 | 32 | 529  |
| 495804090050 | 90 x 50     | 126 | 93  | 82 | 118 | 37.5 | 32 | 550  |
| 495804090063 | 90 x 63     | 126 | 94  | 85 | 118 | 45   | 24 | 608  |
| 495804090090 | 90 x 90     | 139 | 105 | 90 | 176 | 66   | 15 | 934  |
| 495804110032 | 110 x 32    | 148 | 59  | 49 | 118 | 23   | 24 | 585  |
| 495804110040 | 110 x 40    | 148 | 78  | 68 | 118 | 29.5 | 24 | 598  |
| 495804110050 | 110 x 50    | 148 | 93  | 82 | 118 | 37.5 | 20 | 629  |
| 495804110063 | 110 x 63    | 148 | 94  | 85 | 118 | 45   | 20 | 658  |
| 495804110090 | 110 x 90    | 162 | 105 | 90 | 176 | 68   | 18 | 949  |
| 495804125032 | 125 x 32    | 162 | 59  | 49 | 118 | 23   | 24 | 634  |
| 495804125040 | 125 x 40    | 162 | 78  | 68 | 118 | 29.5 | 20 | 644  |
| 495804125050 | 125 x 50    | 162 | 93  | 82 | 118 | 37.5 | 20 | 670  |
| 495804125063 | 125 x 63    | 162 | 94  | 85 | 118 | 45   | 16 | 703  |
| 495804125090 | 125 x 90    | 169 | 105 | 90 | 176 | 68   | 18 | 953  |
| 495804140032 | 140 x 32    | 180 | 59  | 49 | 118 | 23   | 24 | 661  |
| 495804140040 | 140 x 40    | 180 | 78  | 68 | 118 | 29.5 | 16 | 677  |
| 495804140050 | 140 x 50    | 180 | 93  | 82 | 118 | 37.5 | 16 | 705  |
| 495804140063 | 140 x 63    | 180 | 94  | 85 | 118 | 45   | 16 | 740  |
| 495804140090 | 140 x 90    | 174 | 105 | 90 | 176 | 68   | 16 | 965  |
| 495804160032 | 160 x 32    | 200 | 59  | 49 | 118 | 23   | 16 | 744  |
| 495804160040 | 160 x 40    | 200 | 78  | 68 | 118 | 29.5 | 16 | 757  |
| 495804160050 | 160 x 50    | 200 | 93  | 82 | 118 | 37.5 | 16 | 778  |
| 495804160063 | 160 x 63    | 200 | 94  | 85 | 118 | 45   | 16 | 804  |
| 495804160090 | 160 x 90    | 176 | 105 | 90 | 176 | 68   | 16 | 961  |
| 495804180032 | 180 x 32    | 219 | 59  | 49 | 118 | 23   | 16 | 800  |
| 495804180040 | 180 x 40    | 219 | 78  | 68 | 118 | 29.5 | 12 | 800  |
| 495804180050 | 180 x 50    | 219 | 93  | 82 | 118 | 37.5 | 12 | 828  |
| 495804180063 | 180 x 63    | 219 | 94  | 85 | 118 | 45   | 12 | 886  |
| 495804180090 | 180 x 90    | 182 | 105 | 90 | 176 | 68   | 15 | 962  |
| 495804200063 | 200 x 63    | 202 | 102 | 85 | 176 | 47   | 15 | 862  |
| 495804200090 | 200 x 90    | 202 | 105 | 90 | 176 | 68   | 15 | 900  |
| 495804225063 | 225 x 63    | 227 | 102 | 85 | 176 | 47   | 15 | 882  |
| 495804225090 | 225 x 90    | 227 | 105 | 90 | 176 | 68   | 15 | 983  |
| 495804250063 | 250 x 63    | 252 | 102 | 85 | 176 | 47   | 15 | 970  |
| 495804250090 | 250 x 90    | 252 | 105 | 90 | 176 | 68   | 15 | 1070 |

## Branch Saddle\*

495804

### Collarín de Derivación\*

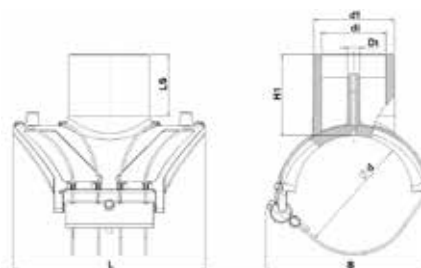


| Product Code  | Size d x d1     | B   | H1  | LS  | L   | di  | Dt | UC | W    |
|---------------|-----------------|-----|-----|-----|-----|-----|----|----|------|
| 495804400090T | 280 - 400 x 90  | 305 | 115 | 102 | 300 | 73  | 16 | 7  | 1510 |
| 495804400110T | 280 - 400 x 110 | 305 | 117 | 104 | 300 | 89  | 16 | 7  | 1650 |
| 495804400125T | 280 - 400 x 125 | 305 | 110 | 119 | 300 | 101 | 16 | 6  | 1760 |
| 495804400160T | 280 - 400 x 160 | 305 | 132 | 119 | 300 | 130 | 16 | 6  | 2167 |
| 495804710090T | 450 - 800 x 90  | 315 | 117 | 105 | 300 | 73  | 16 | 7  | 1598 |
| 495804710110T | 450 - 800 x 110 | 315 | 117 | 105 | 300 | 89  | 16 | 7  | 1601 |
| 495804710125T | 450 - 800 x 125 | 315 | 117 | 109 | 300 | 101 | 16 | 7  | 1739 |
| 495804710160T | 450 - 800 x 160 | 315 | 130 | 115 | 300 | 130 | 16 | 6  | 2017 |

\* See "Large bore saddles installation tools" section at page 184 | \* Consulte la sección "Herramientas de instalación de Tomas Simples/ Acometidas/Ramales de gran diámetro" en la página 184.

## Branch Saddle

4958X4



| Product Code  | Size d x d1 | B   | H1  | LS  | L   | di  | Dt | UC | W    |
|---------------|-------------|-----|-----|-----|-----|-----|----|----|------|
| 4958X4125090T | 125 x 90    | 180 | 106 | 81  | 242 | 73  | 16 | 9  | 890  |
| 4958X4125110T | 125 x 110   | 180 | 109 | 84  | 242 | 89  | 16 | 9  | 1000 |
| 4958X4140090T | 140 x 90    | 189 | 106 | 81  | 242 | 73  | 16 | 9  | 830  |
| 4958X4140110T | 140 x 110   | 189 | 109 | 84  | 242 | 89  | 16 | 9  | 900  |
| 4958X4160090T | 160 x 90    | 222 | 107 | 81  | 263 | 73  | 16 | 6  | 1330 |
| 4958X4160110T | 160 x 110   | 222 | 110 | 84  | 263 | 89  | 16 | 6  | 1220 |
| 4958X4180090T | 180 x 90    | 229 | 107 | 81  | 263 | 73  | 16 | 6  | 1480 |
| 4958X4180110T | 180 x 110   | 229 | 110 | 84  | 263 | 89  | 16 | 6  | 1140 |
| 4958X4200090T | 200 x 90    | 277 | 109 | 81  | 295 | 73  | 16 | 6  | 1960 |
| 4958X4200110T | 200 x 110   | 277 | 111 | 84  | 295 | 89  | 16 | 6  | 1930 |
| 4958X4225090T | 225 x 90    | 277 | 109 | 81  | 295 | 73  | 16 | 6  | 1800 |
| 4958X4225110T | 225 x 110   | 277 | 112 | 85  | 295 | 89  | 16 | 6  | 1500 |
| 4958X4225160T | 225 x 160   | 291 | 167 | 152 | 338 | 131 | 16 | —  | —    |
| 4958X4250090T | 250 x 90    | 280 | 109 | 81  | 295 | 73  | 16 | 6  | 1650 |
| 4958X4250110T | 250 x 110   | 280 | 111 | 84  | 295 | 89  | 16 | 6  | 1310 |
| 4958X4250160T | 250 x 160   | 291 | 167 | 152 | 338 | 160 | 16 | —  | —    |

# PLASSON New Branch Saddle



PLASSON has developed a new range of innovative designed branch saddles equipped with an integrated clamping mechanism for a quick, easy and accessory free installation process.

**The new branch saddles exceed the performance requirements of the toughest national and international standards in the market.**

**Our new saddles offer an innovative design, simplifying the installation process by eliminating the need for dedicated clamping tools.**

## Single bolt

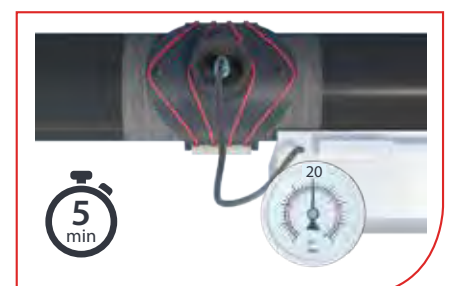
- No clamping tools.
- By tightening the bolt, the cables clamp the saddle to the pipe, ensuring a uniform high quality weld.

## Full bore

- Minimal head loss.
- SDR 11 outlet suitable for electrofusion or butt weld connections.

## Weld integrity test

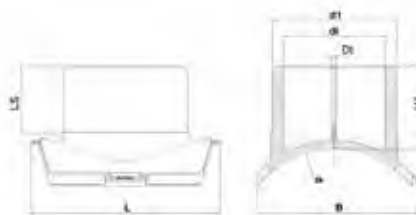
- Special test port is incorporated into the saddle, enabling pressure testing of the weld prior to cutting into the pipe mains.



# XL&XXL Branch Saddle\*

495803

## XL&XXL Collarín de Derivación\*



| Product Code   | d x d1          | B   | L   | di  | LS  | H1  | Dt | UC | W     |
|----------------|-----------------|-----|-----|-----|-----|-----|----|----|-------|
| 495803355250T  | 315-355 x 250   | 390 | 420 | 204 | 140 | 200 | 16 | 1  | 7420  |
| 495803400180T  | 400 x 180       | 393 | 470 | 147 | 135 | 169 | 16 | 1  | 4800  |
| 495803400200T  | 400 x 200       | 377 | 470 | 163 | 142 | 180 | 16 | 1  | 5950  |
| 495803400225T  | 400 x 225       | 380 | 470 | 184 | 150 | 189 | 16 | 1  | 6560  |
| 495803400250T  | 400 x 250       | 400 | 470 | 204 | 160 | 215 | 16 | 1  | 7900  |
| 495803450180T  | 450 x 180       | 393 | 470 | 147 | 135 | 169 | 16 | 1  | 5000  |
| 495803450200TN | 400-450 x 200   | 373 | 420 | 164 | 142 | 182 | 16 | 1  | 5300  |
| 495803450225TN | 400-450 x 225   | 373 | 420 | 184 | 142 | 182 | 16 | 1  | 6050  |
| 495803450250T  | 450 x 250       | 405 | 470 | 204 | 160 | 195 | 16 | 1  | 7900  |
| 495803450280T  | 450 x 280       | 450 | 530 | 230 | 169 | 225 | 16 | 1  | 10900 |
| 495803450315T  | 450 x 315       | 450 | 530 | 257 | 180 | 220 | 16 | 1  | 13000 |
| 495803500180T  | 500 x 180       | 411 | 470 | 147 | 135 | 169 | 16 | 1  | —     |
| 495803500200T  | 500 x 200       | 398 | 470 | 163 | 142 | 180 | 16 | 1  | 5870  |
| 495803500225T  | 500 x 225       | 400 | 470 | 184 | 150 | 189 | 16 | 1  | 6200  |
| 495803500280T  | 500 x 280       | 465 | 530 | 230 | 169 | 225 | 16 | 1  | 10800 |
| 495803500315T  | 500 x 315       | 480 | 540 | 257 | 180 | 227 | 16 | 1  | 13500 |
| 495803500355T  | 500 x 355       | 500 | 610 | 252 | 194 | 252 | 16 | 1  | 17670 |
| 495803560180T  | 560 x 180       | 416 | 470 | 147 | 135 | 169 | 16 | 1  | —     |
| 495803560200T  | 560 x 200       | 400 | 470 | 163 | 142 | 180 | 16 | 1  | 5600  |
| 495803560225T  | 560 x 225       | 400 | 470 | 184 | 150 | 189 | 16 | 1  | 6500  |
| 495803560280T  | 560 x 280       | 477 | 530 | 230 | 169 | 225 | 16 | 1  | —     |
| 495803560315T  | 560 x 315       | 472 | 540 | 257 | 180 | 227 | 16 | 1  | 12800 |
| 495803560355T  | 560 x 355       | 512 | 610 | 252 | 194 | 252 | 16 | 1  | 17200 |
| 495803560400T  | 560 x 400       | 505 | 620 | 327 | 209 | 258 | 16 | 1  | 20100 |
| 495803630180T  | 630 x 180       | 420 | 470 | 147 | 135 | 169 | 16 | 1  | —     |
| 495803630200TN | 500 - 630 x 200 | 425 | 420 | 164 | 160 | 185 | 16 | 1  | 5300  |
| 495803630225TN | 500 - 630 x 225 | 425 | 420 | 184 | 203 | 225 | 16 | 1  | 5900  |
| 495803630250T  | 500 - 630 x 250 | 400 | 420 | 205 | 203 | 225 | 16 | 1  | 6670  |
| 495803630280T  | 630 x 280       | 489 | 530 | 230 | 169 | 225 | 16 | 1  | 10900 |
| 495803630315T  | 630 x 315       | 481 | 540 | 257 | 180 | 227 | 16 | 1  | 12700 |
| 495803630355T  | 630 x 355       | 522 | 610 | 252 | 194 | 252 | 16 | 1  | —     |
| 495803630400T  | 630 x 400       | 520 | 620 | 327 | 209 | 258 | 16 | 1  | 20400 |
| 495803710180T  | 710 x 180       | 425 | 470 | 147 | 135 | 169 | 16 | 1  | —     |
| 495803710200T  | 710 x 200       | 410 | 470 | 163 | 142 | 180 | 16 | 1  | 5780  |
| 495803710225T  | 710 x 225       | 410 | 470 | 184 | 150 | 187 | 16 | 1  | 6400  |
| 495803710250T  | 710 x 250       | 430 | 470 | 204 | 160 | 195 | 16 | 1  | 7500  |
| 495803710280T  | 710 x 280       | 498 | 530 | 230 | 169 | 225 | 16 | 1  | 10900 |
| 495803710315T  | 710 x 315       | 500 | 530 | 257 | 180 | 220 | 16 | 1  | 12600 |
| 495803710355T  | 710 x 355       | 532 | 610 | 252 | 194 | 252 | 16 | 1  | —     |
| 495803710400T  | 710 x 400       | 530 | 610 | 327 | 209 | 250 | 16 | 1  | 19400 |
| 495803800180T  | 800 x 180       | 430 | 470 | 147 | 135 | 169 | 16 | 1  | 4700  |
| 495803800200T  | 800 x 200       | 410 | 470 | 163 | 142 | 180 | 16 | 1  | 5790  |
| 495803800225T  | 800 x 225       | 415 | 470 | 184 | 150 | 189 | 16 | 1  | 6200  |
| 495803800250T  | 800 x 250       | 430 | 470 | 204 | 160 | 197 | 16 | 1  | 7500  |
| 495803800280T  | 800 x 280       | 505 | 530 | 230 | 169 | 225 | 16 | 1  | —     |
| 495803800315T  | 800 x 315       | 510 | 530 | 257 | 180 | 220 | 16 | 1  | 12200 |
| 495803800355T  | 800 x 355       | 543 | 610 | 252 | 194 | 252 | 16 | 1  | —     |
| 495803800400T  | 800 x 400       | 540 | 610 | 327 | 209 | 250 | 16 | 1  | 20000 |

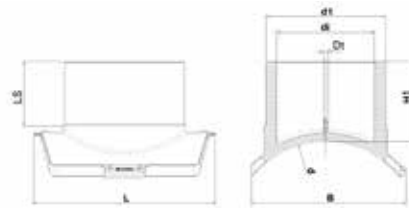
\* See "Large bore saddles installation tools" section at page 184 | \* Consulte la sección "Herramientas de instalación de Tomas Simples/ Acometidas/Ramales de gran diámetro" en la página 184.



## XL&XXL Branch Saddle\*\*

495803

### XL&XXL Collarín de Derivación\*\*



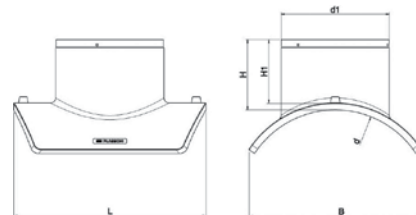
| Product Code   | d x d1     | B   | L   | di  | LS  | H1  | Dt | UC | W      |
|----------------|------------|-----|-----|-----|-----|-----|----|----|--------|
| 495803900110T  | 900 x 110  | 320 | 300 | 89  | 105 | 123 | 16 | 6  | 1900   |
| 495803900125T  | 900 x 125  | 320 | 300 | 101 | 110 | 130 | 16 | 6  | 2100   |
| 495803900160T  | 900 x 160  | 295 | 300 | 130 | 113 | 131 | 16 | 6  | 2390   |
| 495803900180T  | 900 x 180  | 435 | 470 | 147 | 135 | 169 | 16 | 1  | 4600   |
| 495803900200T  | 900 x 200  | 415 | 470 | 163 | 142 | 180 | 16 | 1  | 5300   |
| 495803900225T  | 900 x 225  | 415 | 470 | 184 | 150 | 189 | 16 | 1  | —      |
| 495803900250T  | 900 x 250  | 440 | 470 | 204 | 160 | 197 | 16 | 1  | 7200   |
| 495803900280T  | 900 x 280  | 511 | 530 | 230 | 169 | 225 | 16 | 1  | 10900  |
| 495803900315T  | 900 x 315  | 510 | 530 | 257 | 180 | 220 | 16 | 1  | 12100  |
| 495803900355T  | 900 x 355  | 554 | 610 | 252 | 194 | 252 | 16 | 1  | —      |
| 495803900400T  | 900 x 400  | 550 | 610 | 327 | 209 | 250 | 16 | 1  | 20000  |
| 4958031000110T | 1000 x 110 | 320 | 300 | 89  | 105 | 123 | 16 | 6  | 2000   |
| 4958031000125T | 1000 x 125 | 320 | 300 | 101 | 110 | 128 | 16 | 6  | 2200   |
| 4958031000160T | 1000 x 160 | 320 | 300 | 130 | 120 | 138 | 16 | 6  | 3000   |
| 4958031000180T | 1000 x 180 | 443 | 470 | 147 | 166 | 184 | 16 | 1  | 4600   |
| 4958031000200T | 1000 x 200 | 443 | 470 | 163 | 176 | 198 | 16 | 1  | 5800   |
| 4958031000225T | 1000 x 225 | 443 | 470 | 184 | 181 | 203 | 16 | 1  | 6200   |
| 4958031000250T | 1000 x 250 | 443 | 470 | 204 | 190 | 213 | 16 | 1  | 7360   |
| 4958031000280T | 1000 x 280 | 516 | 530 | 230 | 169 | 225 | 16 | 1  | —      |
| 4958031000315T | 1000 x 315 | 516 | 530 | 257 | 211 | 236 | 16 | 1  | 12,320 |
| 4958031000355T | 1000 x 355 | 563 | 610 | 252 | 194 | 252 | 16 | 1  | 16,830 |
| 4958031000400T | 1000 x 400 | 563 | 610 | 327 | 240 | 267 | 16 | 1  | 20,000 |
| 4958031200110T | 1200 x 110 | 320 | 300 | 89  | 105 | 123 | 16 | 6  | 2000   |
| 4958031200125T | 1200 x 125 | 320 | 300 | 101 | 110 | 128 | 16 | 6  | 2200   |
| 4958031200160T | 1200 x 160 | 320 | 300 | 130 | 120 | 138 | 16 | 6  | 2500   |
| 4958031200180T | 1200 x 180 | 447 | 470 | 147 | 166 | 184 | 16 | 1  | 4700   |
| 4958031200200T | 1200 x 200 | 447 | 470 | 163 | 176 | 198 | 16 | 1  | 5740   |
| 4958031200225T | 1200 x 225 | 447 | 470 | 184 | 181 | 203 | 16 | 1  | 6350   |
| 4958031200250T | 1200 x 250 | 447 | 470 | 204 | 190 | 213 | 16 | 1  | 7370   |
| 4958031200280T | 1200 x 280 | 527 | 530 | 230 | 169 | 225 | 16 | 1  | —      |
| 4958031200315T | 1200 x 315 | 526 | 530 | 257 | 211 | 236 | 16 | 1  | 12000  |
| 4958031200355T | 1200 x 355 | 575 | 610 | 252 | 194 | 252 | 16 | 1  | —      |
| 4958031200400T | 1200 x 400 | 574 | 610 | 327 | 240 | 267 | 16 | 1  | 20,000 |

\* See "Large bore saddles installation tools" section at page 184 | \* Consulte la sección "Herramientas de instalación de Tomas Simples/ Acometidas/Ramales de gran diámetro" en la página 184.

## LightFit Branch Saddle

4758W

### Collarín de Derivación LightFit



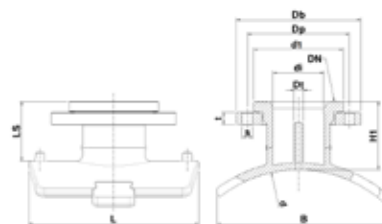
| Product Code | d x d1          | B   | L   | H   | H1  | UC | W    |
|--------------|-----------------|-----|-----|-----|-----|----|------|
| 4758W4450225 | 315 - 450 x 225 | 359 | 400 | 145 | 130 | 1  | 3700 |
| 4758W4630225 | 450 - 630 x 225 | 389 | 400 | 145 | 130 | 1  | 3740 |
| 4758W4800225 | 630 - 800 x 225 | 407 | 400 | 145 | 130 | 1  | 3835 |

\* See "Large bore saddles installation tools" section at page 184 | \* Consulte la sección "Herramientas de instalación de Tomas Simples/ Acometidas/Ramales de gran diámetro" en la página 184.

# Flange Branch Saddle\*

495904

## Collarín bridado



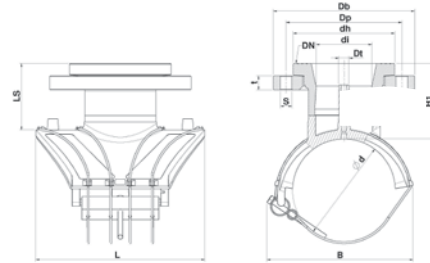
| Product Code   | Flange Type      | d x DN          | B   | L   | di  | dh  | Db  | Dt | Dp  | LS  | H1  | s  | t  | UC | W     |
|----------------|------------------|-----------------|-----|-----|-----|-----|-----|----|-----|-----|-----|----|----|----|-------|
| 495904400080T  | ISO/DIN PN 10/16 | 280 - 400 x 80  | 305 | 300 | 73  | 138 | 200 | 16 | 160 | 102 | 115 | 18 | 20 | 1  | 2930  |
| 495904400100T  | ISO/DIN PN 10/16 | 280 - 400 x 100 | 309 | 300 | 102 | 158 | 220 | 16 | 180 | 110 | 121 | 18 | 22 | 1  | 3530  |
| 495904400150T  | ISO/DIN PN 10/16 | 280 - 400 x 150 | 305 | 300 | 131 | 212 | 285 | 16 | 240 | 119 | 132 | 22 | 24 | 1  | 6330  |
| 495903400250T  | ISO/DIN PN 16    | 400 x 250       | 400 | 420 | 204 | 320 | 410 | 16 | 355 | 250 | 206 | 26 | 33 | 1  | 16300 |
| 495903450200TN | ISO/DIN PN 16    | 400-450 x 200   | 373 | 420 | 184 | 268 | 344 | 16 | 295 | 250 | 275 | 22 | 28 | 1  | 11730 |
| 495903450250T  | ISO/DIN PN 16    | 450 x 250       | 405 | 470 | 204 | 320 | 410 | 16 | 355 | 250 | 275 | 26 | 33 | 1  | —     |
| 495903450300T  | ISO/DIN PN 16    | 450 x 300       | 450 | 530 | 257 | 370 | 467 | 16 | 410 | 250 | 275 | 26 | 40 | 1  | 27300 |
| 495903500300T  | ISO/DIN PN 16    | 500 x 300       | 460 | 530 | 257 | 370 | 467 | 16 | 410 | 250 | 275 | 26 | 40 | 1  | 22700 |
| 495903560300T  | ISO/DIN PN 16    | 560 x 300       | 475 | 530 | 257 | 370 | 467 | 16 | 410 | 250 | 275 | 26 | 40 | 1  | 22750 |
| 495903560400T  | ISO/DIN PN 16    | 560 x 400       | 510 | 610 | 327 | 482 | 595 | 16 | 525 | 250 | 280 | 30 | 54 | 1  | —     |
| 495903630200TN | ISO/DIN PN 16    | 500 - 630 x 200 | 405 | 420 | 184 | 268 | 344 | 16 | 295 | 250 | 275 | 22 | 28 | 1  | 11900 |
| 495903630250T  | ISO/DIN PN 16    | 500 - 630 x 250 | 425 | 420 | 204 | 320 | 410 | 16 | 355 | 250 | 206 | 26 | 33 | 1  | 15400 |
| 495903630300T  | ISO/DIN PN 16    | 630 x 300       | 490 | 530 | 257 | 370 | 467 | 16 | 410 | 250 | 275 | 26 | 40 | 1  | 27300 |
| 495903630400T  | ISO/DIN PN 16    | 630 x 400       | 520 | 610 | 327 | 482 | 595 | 16 | 525 | 250 | 280 | 30 | 54 | 1  | —     |
| 495903710200T  | ISO/DIN PN 16    | 710 x 200       | 410 | 470 | 184 | 268 | 344 | 16 | 295 | 250 | 275 | 22 | 28 | 1  | —     |
| 495903710250T  | ISO/DIN PN 16    | 710 x 250       | 430 | 470 | 204 | 320 | 410 | 16 | 355 | 250 | 275 | 26 | 33 | 1  | —     |
| 495903710300T  | ISO/DIN PN 16    | 710 x 300       | 500 | 530 | 257 | 370 | 467 | 16 | 410 | 250 | 275 | 26 | 40 | 1  | —     |
| 495903710400T  | ISO/DIN PN 16    | 710 x 400       | 530 | 610 | 327 | 482 | 595 | 16 | 525 | 250 | 280 | 30 | 54 | 1  | —     |
| 495904710080T  | ISO/DIN PN 10/16 | 450 - 800 x 80  | 315 | 300 | 73  | 138 | 200 | 16 | 160 | 105 | 117 | 18 | 20 | 1  | 2960  |
| 495904710100T  | ISO/DIN PN 10/16 | 450 - 800 x 100 | 315 | 300 | 102 | 158 | 220 | 16 | 180 | 110 | 123 | 22 | 22 | 1  | 3530  |
| 495904710150T  | ISO/DIN PN 10/16 | 450 - 800 x 150 | 315 | 300 | 131 | 212 | 285 | 16 | 240 | 121 | 132 | 22 | 24 | 1  | 6300  |
| 495903800200T  | ISO/DIN PN 16    | 800 x 200       | 410 | 470 | 184 | 268 | 344 | 16 | 295 | 250 | 275 | 22 | 28 | 1  | 12270 |
| 495903800250T  | ISO/DIN PN 16    | 800 x 250       | 430 | 470 | 204 | 320 | 410 | 16 | 355 | 250 | 275 | 26 | 33 | 1  | —     |
| 495903800300T  | ISO/DIN PN 16    | 800 x 300       | 510 | 530 | 257 | 370 | 467 | 16 | 410 | 250 | 275 | 26 | 40 | 1  | 27600 |
| 495903800400T  | ISO/DIN PN 16    | 800 x 400       | 540 | 610 | 327 | 482 | 595 | 16 | 525 | 250 | 280 | 30 | 54 | 1  | 45800 |
| 495903900150T  | ISO/DIN PN 10/16 | 900 x 150       | 318 | 300 | 131 | 212 | 285 | 16 | 240 | 120 | 132 | 18 | 24 | 1  | 6640  |
| 495903900200T  | ISO/DIN PN 16    | 900 x 200       | 415 | 470 | 184 | 268 | 344 | 16 | 295 | 250 | 275 | 22 | 28 | 1  | —     |
| 495903900250T  | ISO/DIN PN 16    | 900 x 250       | 440 | 470 | 204 | 320 | 410 | 16 | 355 | 250 | 275 | 26 | 33 | 1  | —     |
| 495903900300T  | ISO/DIN PN 16    | 900 x 300       | 510 | 530 | 257 | 370 | 467 | 16 | 410 | 250 | 275 | 26 | 40 | 1  | —     |
| 495903900400T  | ISO/DIN PN 16    | 900 x 400       | 550 | 610 | 327 | 482 | 595 | 16 | 525 | 250 | 280 | 30 | 54 | 1  | —     |
| 4959031000100T | ISO/DIN PN 10/16 | 1000 x 100      | 320 | 300 | 101 | 158 | 220 | 16 | 180 | 102 | 120 | 18 | 24 | 4  | —     |
| 4959031000150T | ISO/DIN PN 10/16 | 1000 x 150      | 320 | 300 | 131 | 212 | 285 | 16 | 240 | 113 | 131 | 22 | 24 | 1  | —     |
| 4959031000200T | ISO/DIN PN 16    | 1000 x 200      | 443 | 470 | 184 | 268 | 344 | 16 | 295 | 250 | 275 | 22 | 28 | 1  | —     |
| 4959031000250T | ISO/DIN PN 16    | 1000 x 250      | 443 | 470 | 204 | 320 | 410 | 16 | 355 | 250 | 275 | 26 | 33 | 1  | —     |
| 4959031000300T | ISO/DIN PN 16    | 1000 x 300      | 516 | 530 | 257 | 370 | 467 | 16 | 410 | 250 | 275 | 26 | 40 | 1  | —     |
| 4959031000400T | ISO/DIN PN 16    | 1000 x 400      | 563 | 610 | 327 | 482 | 595 | 16 | 525 | 250 | 280 | 30 | 54 | 1  | —     |
| 4959031200100T | ISO/DIN PN 10/16 | 1200 x 100      | 320 | 300 | 101 | 158 | 220 | 16 | 180 | 102 | 120 | 18 | 24 | 1  | —     |
| 4959031200150T | ISO/DIN PN 10/16 | 1200 x 150      | 320 | 300 | 131 | 212 | 285 | 16 | 240 | 113 | 131 | 22 | 24 | 1  | —     |
| 4959031200200T | ISO/DIN PN 16    | 1200 x 200      | 447 | 470 | 184 | 268 | 344 | 16 | 295 | 250 | 275 | 22 | 28 | 1  | —     |
| 4959031200250T | ISO/DIN PN 16    | 1200 x 250      | 447 | 470 | 204 | 320 | 410 | 16 | 355 | 250 | 275 | 26 | 33 | 1  | —     |
| 4959031200300T | ISO/DIN PN 16    | 1200 x 300      | 526 | 530 | 257 | 370 | 467 | 16 | 410 | 250 | 275 | 26 | 40 | 1  | —     |
| 4959031200400T | ISO/DIN PN 16    | 1200 x 400      | 574 | 610 | 327 | 482 | 595 | 16 | 525 | 250 | 280 | 30 | 54 | 1  | —     |

\* See "Large bore saddles installation tools" section at page 184 | \* Consulte la sección "Herramientas de instalación de Tomas Simples/ Acometidas/Ramales de gran diámetro" en la página 184.

## Flanged Branch Saddles for Pipes 125-150

4959X4

### Collarín Bridado DN 100



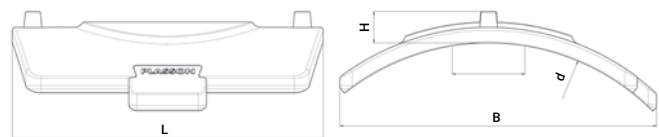
| Product Code  | d x DN  | L   | B   | H1* | LS* | Db  | Dp  | dh  | di  | Dt | t  | s  | No. Holes |
|---------------|---------|-----|-----|-----|-----|-----|-----|-----|-----|----|----|----|-----------|
| 4959X4125100T | 125X100 | 242 | 180 | 123 | 110 | 220 | 180 | 158 | 87  | 16 | 22 | 18 | 8         |
| 4959X4140100T | 140X100 | 242 | 186 | 123 | 110 | 220 | 180 | 158 | 87  | 16 | 22 | 18 | 8         |
| 4959X4160100T | 160X100 | 263 | 219 | 124 | 110 | 220 | 180 | 158 | 87  | 16 | 22 | 18 | 8         |
| 4959X4180100T | 180X100 | 263 | 229 | 124 | 110 | 220 | 180 | 158 | 87  | 16 | 22 | 18 | 8         |
| 4959X4200100T | 200X100 | 295 | 277 | 125 | 110 | 220 | 180 | 158 | 87  | 16 | 22 | 18 | 8         |
| 4959X4225100T | 225X100 | 295 | 272 | 125 | 110 | 220 | 180 | 158 | 87  | 16 | 22 | 18 | 8         |
| 4959X4225150T | 225X150 | 338 | 291 | —   | —   | 285 | 240 | 212 | 131 | 16 | 24 | 22 | 8         |
| 4959X4250100T | 250X100 | 295 | 280 | 125 | 110 | 220 | 180 | 158 | 87  | 16 | 22 | 18 | 8         |
| 4959X4250150T | 250X150 | 338 | 291 | —   | —   | 285 | 240 | 212 | 131 | 16 | 24 | 22 | 8         |

\* May be customized according to customer's requirements.

## Repair Saddle

495204

### Collarín de reparación



| Product Code | Size d  | B   | H  | L   | Max Damage Length | UC | W    |
|--------------|---------|-----|----|-----|-------------------|----|------|
| 495204900070 | 250-900 | 305 | 30 | 300 | 70                | 16 | 1500 |
| 495203900230 | 400-900 | 471 | 43 | 610 | 230               | 3  | 6900 |

\* See "Large bore saddles installation tools" section at page 184 | \* Consulte la sección "Herramientas de instalación de Tomas Simples/ Acometidas/Ramales de gran diámetro" en la página 184.

# Tapping Saddle

496304

Toma de Servicio



| Product Code  | Type* | Size d x d1 | H   | B   | H1 | H2  | L   | Welding Cap Type | UC | W    |
|---------------|-------|-------------|-----|-----|----|-----|-----|------------------|----|------|
| 496304040020  | mb    | 40 x 20     | 107 | 66  | 7  | 94  | 100 | Type C           | 52 | 290  |
| 496304040025  | mb    | 40 x 25     | 90  | 65  | 7  | 98  | 100 | Type C           | 52 | 349  |
| 496304040032  | mb    | 40 x 32     | 121 | 66  | 11 | 94  | 100 | Type C           | 52 | 370  |
| 496304050020  | mb    | 50 x 20     | 110 | 76  | 7  | 98  | 100 | Type C           | 52 | 390  |
| 496304050025  | mb    | 50 x 25     | 91  | 76  | 10 | 98  | 100 | Type C           | 50 | 390  |
| 496304050032  | mb    | 50 x 32     | 122 | 76  | 12 | 98  | 100 | Type C           | 45 | 390  |
| 496304063020N | mb    | 63 x 20     | 90  | 100 | 10 | 90  | 118 | Type C           | 40 | 362  |
| 496304063025N | mb    | 63 x 25     | 93  | 100 | 12 | 36  | 118 | Type C           | 40 | 364  |
| 496304063032N | mb    | 63 x 32     | 99  | 100 | 12 | 90  | 118 | Type C           | 40 | 369  |
| 496304063040  |       | 63 x 40     | 142 | 100 | 64 | 177 | 118 | Type A           | 16 | 1080 |
| 496304063050  |       | 63 x 50     | 154 | 100 | 64 | 177 | 118 | Type A           | 16 | 1099 |
| 496304063063  |       | 63 x 63     | 175 | 100 | 64 | 177 | 118 | Type A           | 16 | 962  |
| 496304075020  |       | 75 x 20     | 125 | 117 | 50 | 177 | 118 | Type A           | 16 | 1120 |
| 496304075032  |       | 75 x 32     | 132 | 117 | 56 | 177 | 118 | Type A           | 16 | 1091 |
| 496304075040  |       | 75 x 40     | 142 | 117 | 60 | 177 | 118 | Type A           | 16 | 1124 |
| 496304075050  |       | 75 x 50     | 123 | 117 | 64 | 177 | 118 | Type A           | 16 | 1140 |
| 496304075063  |       | 75 x 63     | 175 | 117 | 64 | 177 | 118 | Type A           | 16 | 1228 |
| 496304090020  | mb    | 90 x 20     | 117 | 126 | 16 | 114 | 118 | Type B           | 20 | 900  |
| 496304090025  | mb    | 90 x 25     | 108 | 126 | 16 | 114 | 118 | Type B           | 20 | 1120 |
| 496304090032  | mb    | 90 x 32     | 126 | 126 | 16 | 114 | 118 | Type B           | 20 | 778  |
| 496304090040  | mb    | 90 x 40     | 134 | 126 | 21 | 114 | 118 | Type B           | 20 | 1130 |
| 496304090050  |       | 90 x 50     | 123 | 126 | 64 | 177 | 118 | Type A           | 14 | 1220 |
| 496304090063  |       | 90 x 63     | 175 | 126 | 64 | 177 | 118 | Type A           | 14 | 1300 |

\* Please note: mb = Mono Block | \* Nota: mb = monobloque

# Tapping Saddle

496304

Toma de Servicio



40mm up to 63mm    75mm up to 180mm    200mm up to 250mm

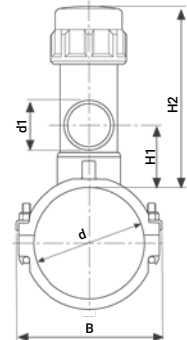
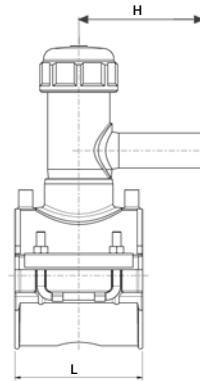
| Product Code | Type* | Size d x d1 | H   | B   | H1 | H2  | L   | Welding Cap Type | UC | W    |
|--------------|-------|-------------|-----|-----|----|-----|-----|------------------|----|------|
| 496304110020 | mb    | 110 x 20    | 119 | 148 | 16 | 114 | 118 | Type B           | 20 | 964  |
| 496304110025 | mb    | 110 x 25    | 118 | 148 | 16 | 114 | 118 | Type B           | 20 | 830  |
| 496304110032 | mb    | 110 x 32    | 127 | 148 | 16 | 114 | 118 | Type B           | 20 | 970  |
| 496304110040 | mb    | 110 x 40    | 138 | 148 | 21 | 114 | 118 | Type B           | 20 | 1000 |
| 496304110050 |       | 110 x 50    | 123 | 148 | 64 | 177 | 118 | Type A           | 12 | 1300 |
| 496304110063 |       | 110 x 63    | 175 | 148 | 64 | 177 | 118 | Type A           | 12 | 1383 |
| 496304125020 | mb    | 125 x 20    | 116 | 162 | 16 | 114 | 118 | Type B           | 15 | 1220 |
| 496304125025 | mb    | 125 x 25    | 95  | 162 | 16 | 114 | 118 | Type B           | 15 | 880  |
| 496304125032 | mb    | 125 x 32    | 131 | 162 | 16 | 114 | 118 | Type B           | 15 | 899  |
| 496304125040 | mb    | 125 x 40    | 141 | 162 | 21 | 114 | 118 | Type B           | 15 | 1280 |
| 496304125050 |       | 125 x 50    | 123 | 162 | 64 | 177 | 118 | Type A           | 12 | 1345 |
| 496304125063 |       | 125 x 63    | 175 | 162 | 64 | 177 | 118 | Type A           | 12 | 1426 |
| 496304140020 |       | 140 x 20    | 125 | 180 | 50 | 177 | 118 | Type A           | 12 | 1340 |
| 496304140032 |       | 140 x 32    | 132 | 180 | 56 | 177 | 118 | Type A           | 12 | 1330 |
| 496304140040 |       | 140 x 40    | 142 | 180 | 60 | 177 | 118 | Type A           | 12 | 1360 |
| 496304140050 |       | 140 x 50    | 123 | 180 | 64 | 177 | 118 | Type A           | 12 | 1382 |
| 496304140063 |       | 140 x 63    | 175 | 180 | 64 | 177 | 118 | Type A           | 12 | 1468 |
| 496304160020 | mb    | 160 x 20    | 118 | 199 | 21 | 138 | 118 | Type A           | 10 | 1360 |
| 496304160025 | mb    | 160 x 25    | 100 | 199 | 21 | 138 | 118 | Type A           | 10 | 1170 |
| 496304160032 | mb    | 160 x 32    | 144 | 199 | 16 | 138 | 118 | Type A           | 10 | 1320 |
| 496304160040 | mb    | 160 x 40    | 157 | 199 | 21 | 138 | 118 | Type A           | 10 | 1216 |
| 496304160050 | mb    | 160 x 50    | 175 | 199 | 24 | 138 | 118 | Type A           | 10 | 1375 |
| 496304160063 | mb    | 160 x 63    | 197 | 199 | 20 | 138 | 118 | Type A           | 10 | 1390 |
| 496304180020 |       | 180 x 20    | 125 | 219 | 50 | 177 | 118 | Type A           | 10 | 1550 |
| 496304180025 | mb    | 180 x 25    | 110 | 219 | 18 | 138 | 118 | Type A           | 10 | 1100 |
| 496304180032 | mb    | 180 x 32    | 144 | 219 | 18 | 138 | 118 | Type A           | 10 | 1565 |
| 496304180040 | mb    | 180 x 40    | 155 | 219 | 21 | 138 | 118 | Type A           | 10 | 1274 |
| 496304180050 | mb    | 180 x 50    | 174 | 219 | 24 | 138 | 118 | Type A           | 10 | 1595 |
| 496304180063 | mb    | 180 x 63    | 197 | 219 | 20 | 138 | 118 | Type A           | 10 | 1605 |
| 496304200020 |       | 200 x 20    | 125 | 202 | 50 | 177 | 176 | Type A           | 8  | 1425 |
| 496304200032 |       | 200 x 32    | 132 | 202 | 56 | 177 | 176 | Type A           | 8  | 1451 |
| 496304200040 |       | 200 x 40    | 142 | 202 | 60 | 177 | 176 | Type A           | 8  | 1471 |
| 496304200050 |       | 200 x 50    | 123 | 202 | 64 | 177 | 176 | Type A           | 8  | 1496 |
| 496304200063 |       | 200 x 63    | 175 | 202 | 64 | 177 | 176 | Type A           | 8  | 1579 |
| 496304225020 |       | 225 x 20    | 125 | 227 | 50 | 177 | 176 | Type A           | 8  | 1370 |
| 496304225032 |       | 225 x 32    | 132 | 227 | 56 | 177 | 176 | Type A           | 8  | 1450 |
| 496304225040 |       | 225 x 40    | 142 | 227 | 60 | 177 | 176 | Type A           | 8  | 1485 |
| 496304225050 |       | 225 x 50    | 123 | 227 | 64 | 177 | 176 | Type A           | 8  | 1506 |
| 496304225063 |       | 225 x 63    | 175 | 227 | 64 | 177 | 176 | Type A           | 8  | 1589 |
| 496304250020 |       | 250 x 20    | 125 | 252 | 50 | 177 | 176 | Type A           | 8  | 1455 |
| 496304250032 |       | 250 x 32    | 132 | 252 | 56 | 177 | 176 | Type A           | 8  | 1464 |
| 496304250040 |       | 250 x 40    | 142 | 252 | 60 | 177 | 176 | Type A           | 8  | 1582 |
| 496304250050 |       | 250 x 50    | 123 | 252 | 64 | 177 | 176 | Type A           | 8  | 1589 |
| 496304250063 |       | 250 x 63    | 175 | 252 | 64 | 177 | 176 | Type A           | 8  | 1386 |

\* Please note: mb = Mono Block | \* Nota: mb = monobloque

# Tapping Saddle Parallel Outlet

4963P4

## Toma de Servicio salida Parallel Outlet

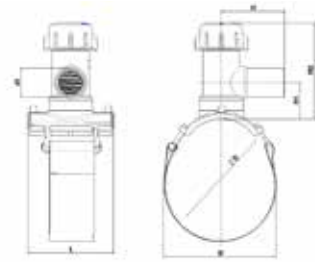


| Product Code | Size d x d1 | H   | B   | H1 | H2  | L   | Welding Cap Type | UC | W    |
|--------------|-------------|-----|-----|----|-----|-----|------------------|----|------|
| 4963P4063020 | 63 x 20     | 125 | 100 | 50 | 177 | 118 | Type A           | 16 | —    |
| 4963P4063032 | 63 x 32     | 132 | 100 | 56 | 177 | 118 | Type A           | 16 | 1042 |
| 4963P4063040 | 63 x 40     | 142 | 100 | 60 | 177 | 118 | Type A           | 16 | —    |
| 4963P4063050 | 63 x 50     | 123 | 100 | 64 | 177 | 118 | Type A           | 16 | 906  |
| 4963P4063063 | 63 x 63     | 175 | 100 | 64 | 177 | 118 | Type A           | 16 | —    |
| 4963P4075020 | 75 x 20     | 125 | 117 | 50 | 177 | 118 | Type A           | 16 | —    |
| 4963P4075032 | 75 x 32     | 132 | 117 | 56 | 177 | 118 | Type A           | 16 | 1120 |
| 4963P4075040 | 75 x 40     | 142 | 117 | 60 | 177 | 118 | Type A           | 16 | —    |
| 4963P4075050 | 75 x 50     | 123 | 117 | 64 | 177 | 118 | Type A           | 16 | —    |
| 4963P4075063 | 75 x 63     | 175 | 117 | 64 | 177 | 118 | Type A           | 16 | —    |
| 4963P4090020 | 90 x 20     | 125 | 126 | 50 | 177 | 118 | Type A           | 14 | —    |
| 4963P4090032 | 90 x 32     | 132 | 126 | 56 | 177 | 118 | Type A           | 14 | 1120 |
| 4963P4090040 | 90 x 40     | 142 | 126 | 60 | 177 | 118 | Type A           | 14 | 1130 |
| 4963P4090050 | 90 x 50     | 123 | 126 | 64 | 177 | 118 | Type A           | 14 | —    |
| 4963P4090063 | 90 x 63     | 175 | 126 | 64 | 177 | 118 | Type A           | 14 | —    |
| 4963P4110020 | 110 x 20    | 125 | 148 | 50 | 177 | 118 | Type A           | 12 | —    |
| 4963P4110032 | 110 x 32    | 132 | 148 | 56 | 177 | 118 | Type A           | 12 | 1175 |
| 4963P4110040 | 110 x 40    | 142 | 148 | 60 | 177 | 118 | Type A           | 12 | 1179 |
| 4963P4110050 | 110 x 50    | 123 | 148 | 64 | 177 | 118 | Type A           | 12 | 1195 |
| 4963P4110063 | 110 x 63    | 175 | 148 | 64 | 177 | 118 | Type A           | 12 | 1236 |
| 4963P4125020 | 125 x 20    | 125 | 162 | 50 | 177 | 118 | Type A           | 10 | —    |
| 4963P4125032 | 125 x 32    | 132 | 162 | 56 | 177 | 118 | Type A           | 10 | 1298 |
| 4963P4125040 | 125 x 40    | 142 | 162 | 60 | 177 | 118 | Type A           | 10 | —    |
| 4963P4125050 | 125 x 50    | 123 | 162 | 64 | 177 | 118 | Type A           | 10 | —    |
| 4963P4125063 | 125 x 63    | 175 | 162 | 64 | 177 | 118 | Type A           | 10 | 1430 |
| 4963P4140020 | 140 x 20    | 125 | 180 | 50 | 177 | 118 | Type A           | 10 | —    |
| 4963P4140032 | 140 x 32    | 132 | 180 | 56 | 177 | 118 | Type A           | 10 | —    |
| 4963P4140040 | 140 x 40    | 142 | 180 | 60 | 177 | 118 | Type A           | 10 | —    |
| 4963P4140050 | 140 x 50    | 123 | 180 | 64 | 177 | 118 | Type A           | 10 | 1348 |
| 4963P4140063 | 140 x 63    | 175 | 180 | 64 | 177 | 118 | Type A           | 10 | —    |
| 4963P4160020 | 160 x 20    | 125 | 199 | 50 | 177 | 118 | Type A           | 10 | —    |
| 4963P4160032 | 160 x 32    | 132 | 199 | 56 | 177 | 118 | Type A           | 10 | 1304 |
| 4963P4160040 | 160 x 40    | 142 | 199 | 60 | 177 | 118 | Type A           | 10 | 1327 |
| 4963P4160050 | 160 x 50    | 123 | 199 | 64 | 177 | 118 | Type A           | 10 | 1348 |
| 4963P4160063 | 160 x 63    | 175 | 199 | 64 | 177 | 118 | Type A           | 10 | 1399 |
| 4963P4180020 | 180 x 20    | 125 | 219 | 50 | 177 | 118 | Type A           | 8  | —    |
| 4963P4180032 | 180 x 32    | 132 | 219 | 56 | 177 | 118 | Type A           | 10 | 1304 |
| 4963P4180040 | 180 x 40    | 142 | 219 | 60 | 177 | 118 | Type A           | 8  | —    |
| 4963P4180050 | 180 x 50    | 123 | 219 | 64 | 177 | 118 | Type A           | 8  | —    |
| 4963P4180063 | 180 x 63    | 175 | 219 | 64 | 177 | 118 | Type A           | 8  | 1304 |
| 4963P4200020 | 200 x 20    | 125 | 202 | 50 | 177 | 176 | Type A           | 8  | —    |
| 4963P4200032 | 200 x 32    | 132 | 202 | 56 | 177 | 176 | Type A           | 8  | 1455 |
| 4963P4200040 | 200 x 40    | 142 | 202 | 60 | 177 | 176 | Type A           | 8  | —    |
| 4963P4200050 | 200 x 50    | 123 | 202 | 64 | 177 | 176 | Type A           | 8  | —    |
| 4963P4200063 | 200 x 63    | 175 | 202 | 64 | 177 | 176 | Type A           | 8  | 1590 |
| 4963P4225020 | 225 x 20    | 125 | 227 | 50 | 177 | 176 | Type A           | 8  | —    |
| 4963P4225032 | 225 x 32    | 132 | 227 | 56 | 177 | 176 | Type A           | 8  | 1455 |
| 4963P4225040 | 225 x 40    | 142 | 227 | 60 | 177 | 176 | Type A           | 8  | —    |
| 4963P4225050 | 225 x 50    | 123 | 227 | 64 | 177 | 176 | Type A           | 8  | —    |
| 4963P4225063 | 225 x 63    | 175 | 227 | 64 | 177 | 176 | Type A           | 8  | 1455 |
| 4963P4250020 | 250 x 20    | 125 | 252 | 50 | 177 | 176 | Type A           | 8  | —    |
| 4963P4250032 | 250 x 32    | 132 | 252 | 56 | 177 | 176 | Type A           | 8  | 1470 |
| 4963P4250040 | 250 x 40    | 142 | 252 | 60 | 177 | 176 | Type A           | 8  | —    |
| 4963P4250050 | 250 x 50    | 123 | 252 | 64 | 177 | 176 | Type A           | 8  | —    |
| 4963P4250063 | 250 x 63    | 175 | 252 | 64 | 177 | 176 | Type A           | 8  | 1470 |

## High Volume Tapping Tee (HVTT)

491304

Toma en carga de alto volumen

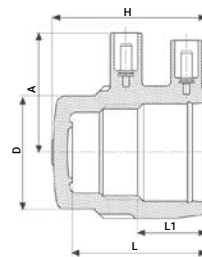


| Product Code | size d x d1 | B   | L   | H   | H1 | H2  | Cutter Dia. | UC | W    |
|--------------|-------------|-----|-----|-----|----|-----|-------------|----|------|
| 491304090063 | 90 x 63     | 139 | 176 | 130 | 75 | 195 | 47          | 8  | 1965 |
| 491304110063 | 110 x 63    | 156 | 176 | 130 | 75 | 195 | 47          | 8  | 1960 |
| 491304125063 | 125 x 63    | 165 | 176 | 130 | 75 | 195 | 47          | 8  | 1935 |
| 491304140063 | 140 x 63    | 171 | 176 | 130 | 75 | 195 | 47          | 8  | —    |
| 491304160063 | 160 x 63    | 173 | 176 | 130 | 75 | 195 | 47          | 8  | 1970 |
| 491304180063 | 180 x 63    | 176 | 176 | 130 | 75 | 195 | 47          | 8  | 1940 |
| 491304200063 | 200 x 63    | 178 | 176 | 130 | 75 | 195 | 47          | 8  | —    |
| 491304225063 | 225 x 63    | 180 | 176 | 130 | 75 | 195 | 47          | 8  | 1970 |
| 491304250063 | 250 x 63    | 180 | 176 | 130 | 75 | 195 | 47          | 8  | 2000 |
| 491304280063 | 280 x 63    | 180 | 176 | 130 | 75 | 195 | 47          | 8  | 1975 |
| 491304315063 | 315 x 63    | 183 | 176 | 130 | 75 | 195 | 47          | 8  | 2010 |

## Welding Cap for Tapping Saddle

498304

Tapón Soldable para toma de servicio

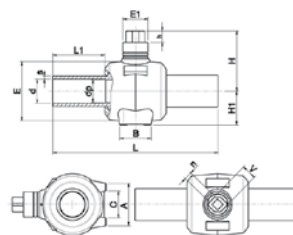


| Product Code | Type   | Size | D  | A  | H  | L  | L1 | UC  | W   |
|--------------|--------|------|----|----|----|----|----|-----|-----|
| 498304057    | Type A | 57   | 74 | 59 | 74 | 63 | 36 | 128 | 157 |
| 498304050    | Type B | 50   | 62 | 54 | 73 | 66 | 30 | 192 | 111 |
| 498304040    | Type C | 40   | 51 | 49 | 63 | 55 | 26 | 256 | 73  |

# PE Ball Valve

436207

## Válvula de Bola PE



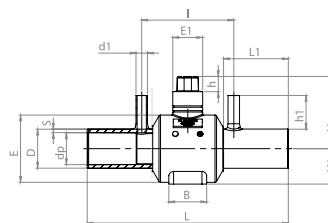
| Product Code | Size d | dp | s  | L   | L1  | B  | E   | E1 | H   | H1  | h  | C  | V  | U  | UC | W    |
|--------------|--------|----|----|-----|-----|----|-----|----|-----|-----|----|----|----|----|----|------|
| 436207025    | 25*    | 19 | 3  | 300 | 103 | 65 | 80  | 70 | 94  | 50  | 40 | 39 | 50 | 26 | 12 | 705  |
| 436207032    | 32*    | 24 | 3  | 300 | 103 | 65 | 80  | 70 | 94  | 50  | 40 | 39 | 50 | 26 | 12 | 855  |
| 436207040    | 40     | 24 | 4  | 300 | 103 | 65 | 80  | 70 | 94  | 50  | 40 | 39 | 50 | 26 | 12 | 758  |
| 436207050    | 50*    | 39 | 6  | 414 | 130 | 87 | 120 | 85 | 160 | 80  | 40 | 54 | 50 | 26 | 4  | 2091 |
| 436207063    | 63*    | 48 | 6  | 414 | 130 | 87 | 120 | 85 | 160 | 80  | 40 | 54 | 50 | 26 | 4  | 2061 |
| 436207075    | 75     | 48 | 8  | 414 | 130 | 87 | 120 | 85 | 160 | 80  | 40 | 54 | 50 | 26 | 4  | 2558 |
| 436207090    | 90*    | 70 | 8  | 550 | 176 | 93 | 200 | 85 | 200 | 110 | 40 | 90 | 50 | 26 | 2  | 5865 |
| 436207110    | 110*   | 86 | 10 | 550 | 178 | 93 | 200 | 85 | 200 | 110 | 40 | 90 | 50 | 26 | 2  | 5761 |
| 436207125    | 125    | 86 | 12 | 550 | 182 | 93 | 200 | 85 | 200 | 110 | 40 | 90 | 50 | 26 | 2  | 6400 |
| 436207160    | 160    | 86 | 16 | 550 | 182 | 93 | 200 | 85 | 200 | 110 | 40 | 90 | 50 | 26 | 2  | 7100 |

\* Full Bore Dimensions | \* Dimensiones de cavidad única

# PE Ball Valve with Two Purges

436Q7

## PE Ball Válvula de Bola con purga



| Product Code | Size d | d1 | A   | H   | H1  | L   | L1  | B   | Dp | S  | I   | E   | E1 | h  | c  | UC | W    |
|--------------|--------|----|-----|-----|-----|-----|-----|-----|----|----|-----|-----|----|----|----|----|------|
| 4362Q7090    | 90     | 32 | 146 | 200 | 110 | 550 | 176 | 107 | 70 | 9  | 251 | 187 | 85 | 40 | 90 | 2  | 5606 |
| 4362Q7110    | 110    | 32 | 146 | 200 | 110 | 550 | 176 | 107 | 84 | 10 | 251 | 188 | 85 | 40 | 90 | 2  | 5784 |



# Tapping Valve

4954S4\*/495404

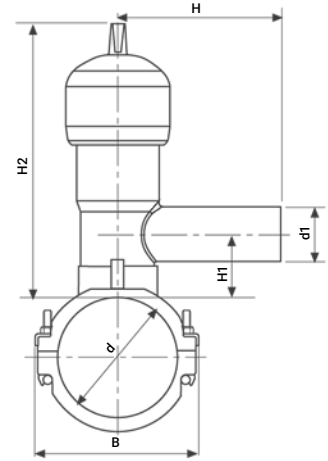
Toma de Servicio con Válvula



63mm up to 180mm



200mm up to 250mm



| Product Code | Size d x d1 | B   | H   | H1 | H2  | L   | UC | W    |
|--------------|-------------|-----|-----|----|-----|-----|----|------|
| 495404063032 | 63 x 32     | 99  | 126 | 46 | 244 | 118 | 8  | 2090 |
| 495404063040 | 63 x 40     | 99  | 137 | 46 | 244 | 118 | 8  | 2103 |
| 495404063050 | 63 x 50     | 99  | 152 | 51 | 244 | 118 | 8  | 2140 |
| 495404063063 | 63 x 63     | 99  | 186 | 51 | 244 | 118 | 8  | 2205 |
| 495404075032 | 75 x 32     | 117 | 126 | 46 | 244 | 118 | 8  | 2100 |
| 495404075040 | 75 x 40     | 117 | 137 | 46 | 244 | 118 | 8  | 2113 |
| 495404075050 | 75 x 50     | 117 | 152 | 51 | 244 | 118 | 8  | 2150 |
| 495404075063 | 75 x 63     | 117 | 186 | 51 | 244 | 118 | 8  | 2215 |
| 495404090032 | 90 x 32     | 126 | 126 | 46 | 244 | 118 | 8  | 2150 |
| 495404090040 | 90 x 40     | 126 | 137 | 46 | 244 | 118 | 8  | 2163 |
| 495404090050 | 90 x 50     | 126 | 152 | 51 | 244 | 118 | 8  | 2200 |
| 495404090063 | 90 x 63     | 126 | 186 | 51 | 244 | 118 | 8  | 2265 |
| 495404110032 | 110 x 32    | 148 | 126 | 46 | 244 | 118 | 8  | 2267 |
| 495404110040 | 110 x 40    | 148 | 137 | 46 | 244 | 118 | 8  | 2250 |
| 495404110050 | 110 x 50    | 148 | 152 | 51 | 244 | 118 | 8  | 2280 |
| 495404110063 | 110 x 63    | 148 | 186 | 51 | 244 | 118 | 8  | 2345 |
| 495404125032 | 125 x 32    | 162 | 126 | 46 | 244 | 118 | 8  | 2277 |
| 495404125040 | 125 x 40    | 162 | 137 | 46 | 244 | 118 | 8  | 2290 |
| 495404125050 | 125 x 50    | 162 | 152 | 51 | 244 | 118 | 8  | 2327 |
| 495404125063 | 125 x 63    | 162 | 186 | 51 | 244 | 118 | 8  | 2392 |
| 495404140032 | 140 x 32    | 180 | 126 | 46 | 244 | 118 | 8  | 2285 |
| 495404140040 | 140 x 40    | 180 | 137 | 46 | 244 | 118 | 8  | 2298 |
| 495404140050 | 140 x 50    | 180 | 152 | 51 | 244 | 118 | 8  | 2335 |
| 495404140063 | 140 x 63    | 180 | 186 | 51 | 244 | 118 | 8  | 2441 |
| 495404160032 | 160 x 32    | 202 | 126 | 46 | 244 | 118 | 8  | 2377 |
| 495404160040 | 160 x 40    | 202 | 137 | 46 | 244 | 118 | 8  | 2390 |
| 495404160050 | 160 x 50    | 202 | 152 | 51 | 244 | 118 | 8  | 2427 |
| 495404160063 | 160 x 63    | 202 | 186 | 51 | 244 | 118 | 8  | 2492 |
| 495404180032 | 180 x 32    | 220 | 126 | 46 | 244 | 118 | 8  | 2440 |
| 495404180040 | 180 x 40    | 220 | 137 | 46 | 244 | 118 | 8  | 2453 |
| 495404180050 | 180 x 50    | 220 | 152 | 51 | 244 | 118 | 8  | 2490 |
| 495404180063 | 180 x 63    | 220 | 186 | 51 | 244 | 118 | 8  | 2555 |
| 495404200032 | 200 x 32    | 202 | 126 | 46 | 244 | 176 | 5  | 2431 |
| 495404200040 | 200 x 40    | 202 | 137 | 46 | 244 | 176 | 5  | 2444 |
| 495404200050 | 200 x 50    | 202 | 152 | 51 | 244 | 176 | 5  | 2481 |
| 495404200063 | 200 x 63    | 202 | 186 | 51 | 244 | 176 | 5  | 2546 |
| 495404225032 | 225 x 32    | 227 | 126 | 46 | 244 | 176 | 5  | 2448 |
| 495404225040 | 225 x 40    | 227 | 137 | 46 | 244 | 176 | 5  | 2501 |
| 495404225050 | 225 x 50    | 227 | 152 | 51 | 244 | 176 | 5  | 2538 |
| 495404225063 | 225 x 63    | 227 | 186 | 51 | 244 | 176 | 5  | 2603 |
| 495404250032 | 250 x 32    | 252 | 126 | 46 | 244 | 176 | 5  | 2504 |
| 495404250040 | 250 x 40    | 252 | 137 | 46 | 244 | 176 | 5  | 2517 |
| 495404250050 | 250 x 50    | 252 | 152 | 51 | 244 | 176 | 5  | 2554 |
| 495404250063 | 250 x 63    | 252 | 186 | 51 | 244 | 176 | 5  | 2619 |

\* Tapping Valve with serrated edge cutter.

\* Toma de servicio con bordes "dientes de sierra".

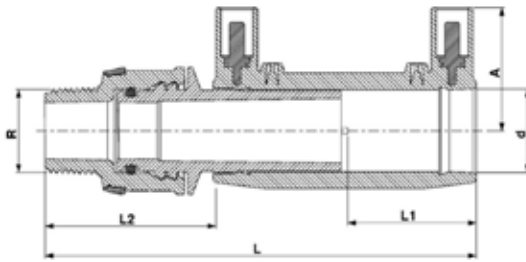
# PLASSON PA Threads

- ✓ Corrosion free
- ✓ Ideal for handling high-pressure environments, stresses and heavy loads
- ✓ Smooth assembly and disassembly, reducing the risk of thread damage
- ✓ Suitable for outdoor applications
- ✓ Suitable for professionals and DIY enthusiasts alike



# PA Male Transition Coupler

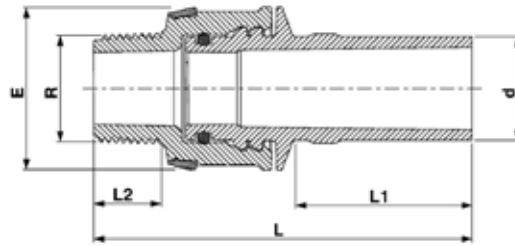
4921N4



| Product Code | Size d x R  | L   | L1 | L2 | A  | UB | UC | W |
|--------------|-------------|-----|----|----|----|----|----|---|
| 4921N4020005 | 20 x 1/2"   | 128 | 37 | 52 | 35 |    |    |   |
| 4921N4020007 | 20 x 3/4"   | 129 | 37 | 53 | 35 |    |    |   |
| 4921N4020010 | 20 x 1"     | 131 | 37 | 55 | 35 |    |    |   |
| 4921N4025005 | 25 x 1/2"   | 132 | 40 | 49 | 37 |    |    |   |
| 4921N4025007 | 25 x 3/4"   | 133 | 40 | 50 | 37 |    |    |   |
| 4921N4025010 | 25 x 1"     | 135 | 40 | 52 | 37 |    |    |   |
| 4921N4032007 | 32 x 3/4"   | 156 | 44 | 66 | 41 |    |    |   |
| 4921N4032010 | 32 x 1"     | 158 | 44 | 68 | 41 |    |    |   |
| 4921N4032013 | 32 x 1 1/4" | 161 | 44 | 71 | 41 |    |    |   |
| 4921N4032015 | 32 x 1 1/2" | 161 | 44 | 71 | 41 |    |    |   |
| 4921N4032020 | 32 x 2"     | 166 | 44 | 76 | 41 |    |    |   |
| 4921N4040007 | 40 x 3/4"   | 162 | 48 | 64 | 46 |    |    |   |
| 4921N4040010 | 40 x 1"     | 164 | 48 | 66 | 46 |    |    |   |
| 4921N4040013 | 40 x 1 1/4" | 167 | 48 | 69 | 46 |    |    |   |
| 4921N4040015 | 40 x 1 1/2" | 167 | 48 | 69 | 46 |    |    |   |
| 4921N4040020 | 40 x 2"     | 172 | 48 | 74 | 46 |    |    |   |
| 4921N4050013 | 50 x 1 1/4" | 190 | 50 | 88 | 51 |    |    |   |
| 4921N4050015 | 50 x 1 1/2" | 190 | 50 | 88 | 51 |    |    |   |
| 4921N4050020 | 50 x 2"     | 194 | 50 | 92 | 51 |    |    |   |
| 4921N4063013 | 63 x 1 1/4" | 205 | 58 | 87 | 58 |    |    |   |
| 4921N4063015 | 63 x 1 1/2" | 205 | 58 | 87 | 58 |    |    |   |
| 4921N4063020 | 63 x 2"     | 209 | 58 | 91 | 58 |    |    |   |

# PA Male Transition Adaptor

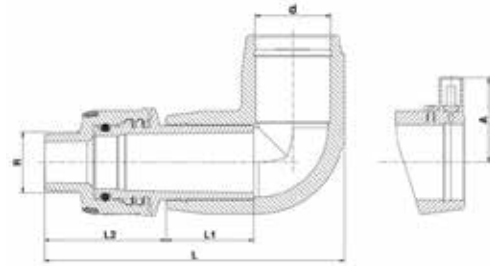
4921N7



| Product Code | Size d x R  | E  | L   | L1 | L2 | UB | UC | W |
|--------------|-------------|----|-----|----|----|----|----|---|
| 4921N7020005 | 20 x 1/2"   | 40 | 89  | 42 | 16 |    |    |   |
| 4921N7020007 | 20 x 3/4"   | 40 | 90  | 42 | 17 |    |    |   |
| 4921N7020010 | 20 x 1"     | 40 | 92  | 42 | 18 |    |    |   |
| 4921N7025005 | 25 x 1/2"   | 40 | 89  | 42 | 20 |    |    |   |
| 4921N7025007 | 25 x 3/4"   | 40 | 90  | 42 | 17 |    |    |   |
| 4921N7025010 | 25 x 1"     | 40 | 92  | 42 | 18 |    |    |   |
| 4921N7032007 | 32 x 3/4"   | 56 | 110 | 47 | 20 |    |    |   |
| 4921N7032010 | 32 x 1"     | 56 | 112 | 47 | 18 |    |    |   |
| 4921N7032013 | 32 x 1 1/4" | 56 | 115 | 47 | 20 |    |    |   |
| 4921N7032015 | 32 x 1 1/2" | 56 | 115 | 47 | 22 |    |    |   |
| 4921N7032020 | 32 x 2"     | 61 | 120 | 47 | 22 |    |    |   |
| 4921N7040007 | 40 x 3/4"   | 56 | 112 | 52 | 26 |    |    |   |
| 4921N7040010 | 40 x 1"     | 56 | 114 | 52 | 18 |    |    |   |
| 4921N7040013 | 40 x 1 1/4" | 56 | 116 | 52 | 20 |    |    |   |
| 4921N7040015 | 40 x 1 1/2" | 56 | 116 | 52 | 22 |    |    |   |
| 4921N7040020 | 40 x 2"     | 61 | 122 | 52 | 22 |    |    |   |
| 4921N7050013 | 50 x 1 1/4" | 80 | 138 | 57 | 26 |    |    |   |
| 4921N7050015 | 50 x 1 1/2" | 80 | 138 | 57 | 22 |    |    |   |
| 4921N7050020 | 50 x 2"     | 80 | 142 | 57 | 22 |    |    |   |
| 4921N7063013 | 63 x 1 1/4" | 80 | 144 | 65 | 26 |    |    |   |
| 4921N7063015 | 63 x 1 1/2" | 80 | 144 | 65 | 22 |    |    |   |
| 4921N7063020 | 63 x 2"     | 80 | 148 | 65 | 22 |    |    |   |

## 90° PA Male Elbow

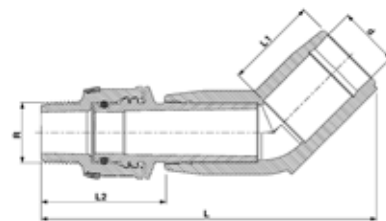
4925N4



| Product Code | Size d x R  | L   | L1 | L2 | A  | UB | UC | W |
|--------------|-------------|-----|----|----|----|----|----|---|
| 4925N4020005 | 20 x 1/2"   | 124 | 35 | 54 | 54 |    |    |   |
| 4925N4020007 | 20 x 3/4"   | 125 | 35 | 55 | 54 |    |    |   |
| 4925N4020010 | 20 x 1"     | 127 | 35 | 57 | 54 |    |    |   |
| 4925N4025005 | 25 x 1/2"   | 124 | 35 | 44 | 54 |    |    |   |
| 4925N4025007 | 25 x 3/4"   | 125 | 35 | 55 | 54 |    |    |   |
| 4925N4025010 | 25 x 1"     | 127 | 35 | 57 | 54 |    |    |   |
| 4925N4032007 | 32 x 3/4"   | 150 | 44 | 66 | 41 |    |    |   |
| 4925N4032010 | 32 x 1"     | 152 | 44 | 68 | 41 |    |    |   |
| 4925N4032013 | 32 x 1 1/4" | 155 | 44 | 71 | 41 |    |    |   |
| 4925N4032015 | 32 x 1 1/2" | 155 | 44 | 71 | 41 |    |    |   |
| 4925N4032020 | 32 x 2"     | 160 | 44 | 76 | 41 |    |    |   |
| 4925N4040007 | 40 x 3/4"   | 164 | 48 | 67 | 45 |    |    |   |
| 4925N4040010 | 40 x 1"     | 166 | 48 | 69 | 45 |    |    |   |
| 4925N4040013 | 40 x 1 1/4" | 168 | 48 | 71 | 45 |    |    |   |
| 4925N4040015 | 40 x 1 1/2" | 168 | 48 | 71 | 45 |    |    |   |
| 4925N4040020 | 40 x 2"     | 174 | 48 | 77 | 45 |    |    |   |
| 4925N4050013 | 50 x 1 1/4" | 199 | 49 | 89 | 50 |    |    |   |
| 4925N4050015 | 50 x 1 1/2" | 199 | 49 | 89 | 50 |    |    |   |
| 4925N4050020 | 50 x 2"     | 203 | 49 | 93 | 50 |    |    |   |
| 4925N4063013 | 63 x 1 1/4" | 218 | 58 | 86 | 56 |    |    |   |
| 4925N4063015 | 63 x 1 1/2" | 218 | 58 | 86 | 56 |    |    |   |
| 4925N4063020 | 63 x 2"     | 222 | 58 | 90 | 56 |    |    |   |

## 45° PA Male Elbow

4926N4



| Product Code | Size d x R  | L   | L1 | L2 | A  | UB | UC | W |
|--------------|-------------|-----|----|----|----|----|----|---|
| 4926N4032007 | 32 x 3/4"   | 169 | 44 | 66 | 41 |    |    |   |
| 4926N4032010 | 32 x 1"     | 171 | 44 | 68 | 41 |    |    |   |
| 4926N4032013 | 32 x 1 1/4" | 174 | 44 | 71 | 41 |    |    |   |
| 4926N4032015 | 32 x 1 1/2" | 174 | 44 | 71 | 41 |    |    |   |
| 4926N4032020 | 32 x 2"     | 179 | 44 | 76 | 41 |    |    |   |
| 4926N4040007 | 40 x 3/4"   | 182 | 48 | 67 | 45 |    |    |   |
| 4926N4040010 | 40 x 1"     | 184 | 48 | 69 | 45 |    |    |   |
| 4926N4040013 | 40 x 1 1/4" | 186 | 48 | 71 | 45 |    |    |   |
| 4926N4040015 | 40 x 1 1/2" | 186 | 48 | 71 | 45 |    |    |   |
| 4926N4040020 | 40 x 2"     | 192 | 48 | 77 | 45 |    |    |   |
| 4926N4050013 | 50 x 1 1/4" | 214 | 49 | 89 | 50 |    |    |   |
| 4926N4050015 | 50 x 1 1/2" | 214 | 49 | 89 | 50 |    |    |   |
| 4926N4050020 | 50 x 2"     | 218 | 49 | 93 | 50 |    |    |   |
| 4926N4063013 | 63 x 1 1/4" | 236 | 58 | 86 | 56 |    |    |   |
| 4926N4063015 | 63 x 1 1/2" | 236 | 58 | 86 | 56 |    |    |   |
| 4926N4063020 | 63 x 2"     | 240 | 58 | 90 | 56 |    |    |   |

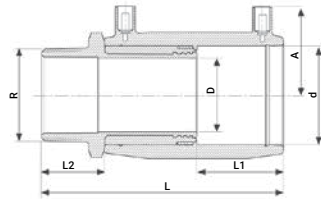
# Male Transition Coupler

492104

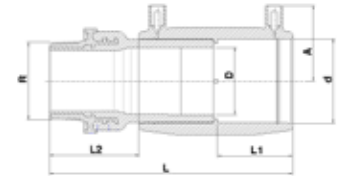
## Enlace de Transición Macho



Type A



Type B



| Product Code  | Size d x R  | Type | L   | L1 | L2 | D  | A  | UC  | W    |
|---------------|-------------|------|-----|----|----|----|----|-----|------|
| 492104020005  | 20 x 1/2"   | A    | 105 | 37 | 29 | 14 | 34 | 200 | 129  |
| 492104025007  | 25 x 3/4"   | A    | 111 | 40 | 29 | 19 | 37 | 150 | 150  |
| 492104032005  | 32 x 1/2"   | A    | 110 | 39 | 29 | 23 | 42 | 100 | 142  |
| 492104032007  | 32 x 3/4"   | A    | 110 | 39 | 29 | 23 | 42 | 100 | 263  |
| 492104032010N | 32 x 1"     | B    | 140 | 44 | 50 | 22 | 43 | 100 | 285  |
| 492104032013  | 32 x 1 1/4" | A    | 124 | 42 | 36 | 23 | 42 | 60  | 393  |
| 492104032015  | 32 x 1 1/2" | A    | 124 | 42 | 36 | 23 | 42 | 60  | 404  |
| 492104040010N | 40 x 1"     | B    | 143 | 48 | 45 | 22 | 46 | 72  | 409  |
| 492104040013N | 40 x 1 1/4" | B    | 153 | 48 | 55 | 30 | 46 | 54  | 470  |
| 492104040015  | 40 x 1 1/2" | A    | 133 | 47 | 36 | 29 | 46 | 54  | 483  |
| 492104040020N | 40 x 2"     | B    | 160 | 44 | 41 | 29 | 59 | 36  | 500  |
| 492104050010  | 50 x 1"     | A    | 135 | 49 | 34 | 38 | 51 | 48  | 513  |
| 492104050013  | 50 x 1 1/4" | A    | 137 | 49 | 36 | 38 | 51 | 48  | 569  |
| 492104050015N | 50 x 1 1/2" | B    | 164 | 49 | 63 | 35 | 51 | 48  | 547  |
| 492104050020N | 50 x 2"     | B    | 160 | 49 | 41 | 38 | 59 | 30  | 752  |
| 492104063013  | 63 x 1 1/4" | A    | 153 | 57 | 36 | 48 | 57 | 30  | 884  |
| 492104063015  | 63 x 1 1/2" | A    | 153 | 57 | 36 | 48 | 57 | 30  | 845  |
| 492104063020N | 63 x 2"     | B    | 186 | 57 | 69 | 47 | 58 | 30  | 921  |
| 492104075020  | 75 x 2"     | A    | 167 | 61 | 41 | 59 | 64 | 16  | 1305 |
| 492104075025  | 75 x 2 1/2" | A    | 172 | 61 | 46 | 59 | 64 | 16  | 1512 |

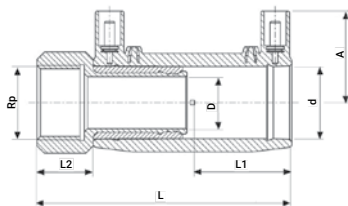
# Female Transition Coupler

493104

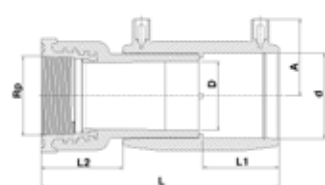
## Enlace de Transición Hembra



Type A



Type B

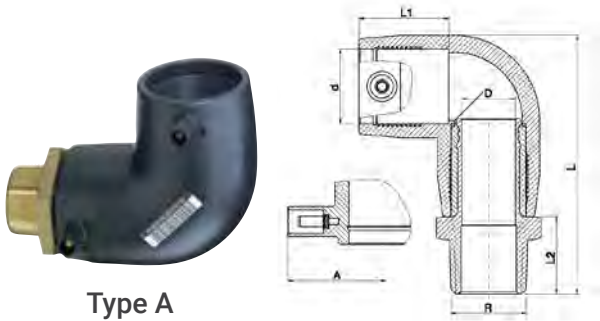


| Product Code  | Size d x Rp | Type | L   | L1 | L2 | D  | A  | UC  | W   |
|---------------|-------------|------|-----|----|----|----|----|-----|-----|
| 493104020005  | 20 x 1/2"   | A    | 96  | 37 | 20 | 14 | 35 | 200 | 130 |
| 493104025007  | 25 x 3/4"   | A    | 105 | 40 | 23 | 19 | 38 | 150 | 145 |
| 493104025010N | 25 x 1"     | B    | 108 | 34 | 28 | 23 | 42 | 80  | 252 |
| 493104032007  | 32 x 3/4"   | A    | 124 | 39 | 23 | 19 | 42 | 100 | 159 |
| 493104032010N | 32 x 1"     | B    | 130 | 44 | 40 | 27 | 43 | 100 | 265 |
| 493104032013  | 32 x 1 1/4" | A    | 118 | 39 | 28 | 29 | 47 | 54  | 507 |
| 493104032015  | 32 x 1 1/2" | A    | 124 | 39 | 25 | 38 | 47 | 50  | 455 |
| 493104040010  | 40 x 1"     | A    | 122 | 47 | 25 | 29 | 46 | 54  | 507 |
| 493104040013  | 40 x 1 1/4" | A    | 122 | 47 | 25 | 29 | 46 | 54  | 407 |
| 493104040015  | 40 x 1 1/2" | A    | 122 | 47 | 25 | 29 | 46 | 48  | 419 |
| 493104040020N | 40 x 2"     | B    | 150 | 44 | 32 | 38 | 59 | 32  | 821 |
| 493104050015  | 50 x 1 1/2" | A    | 126 | 49 | 25 | 38 | 51 | 48  | 491 |
| 493104050020  | 50 x 2"     | A    | 131 | 49 | 30 | 38 | 51 | 40  | 685 |
| 493104063015  | 63 x 1 1/2" | A    | 145 | 59 | 26 | 38 | 59 | 24  | 558 |
| 493104063020N | 63 x 2"     | B    | 179 | 57 | 62 | 49 | 58 | 30  | 840 |

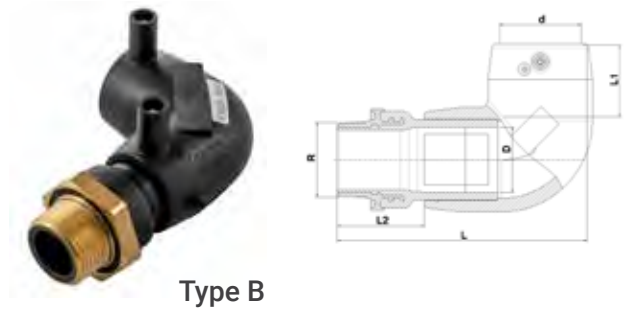
# Male Transition Elbow 90°

492504

Codo de Transición de 90° Macho



Type A



Type B

| Product Code  | Size d x R  | Type | L   | L1 | L2 | D  | A  | UC  | W    |
|---------------|-------------|------|-----|----|----|----|----|-----|------|
| 492504020005  | 20 x 1/2"   | A    | 95  | 35 | 29 | 14 | 38 | 150 | 153  |
| 492504025007  | 25 x 3/4"   | A    | 95  | 37 | 29 | 19 | 38 | 120 | 168  |
| 492504032005  | 32 x 1/2"   | A    | 112 | 40 | 29 | 23 | 43 | 84  | 294  |
| 492504032007  | 32 x 3/4"   | A    | 112 | 40 | 29 | 23 | 43 | 84  | 262  |
| 492504032010N | 32 x 1"     | B    | 134 | 44 | 49 | 22 | 47 | 84  | 300  |
| 492504032013  | 32 x 1 1/4" | A    | 119 | 40 | 36 | 23 | 43 | 60  | 419  |
| 492504032015  | 32 x 1 1/2" | A    | 119 | 40 | 36 | 23 | 43 | 60  | 436  |
| 492504040010N | 40 x 1"     | B    | 142 | 44 | 49 | 22 | 47 | 48  | 458  |
| 492504040013N | 40 x 1 1/4" | B    | 153 | 44 | 59 | 30 | 47 | 48  | 500  |
| 492504040015  | 40 x 1 1/2" | A    | 128 | 44 | 36 | 29 | 47 | 48  | 510  |
| 492504040020  | 40 x 2"     | A    | 133 | 44 | 41 | 29 | 47 | 48  | 725  |
| 492504050010  | 50 x 1"     | A    | 142 | 48 | 34 | 38 | 52 | 42  | 624  |
| 492504050013  | 50 x 1 1/4" | A    | 144 | 48 | 36 | 38 | 52 | 36  | 679  |
| 492504050015N | 50 x 1 1/2" | B    | 174 | 49 | 63 | 35 | 52 | 36  | 655  |
| 492504050020  | 50 x 2"     | A    | 149 | 48 | 41 | 38 | 52 | 30  | 806  |
| 492504063013  | 63 x 1 1/4" | A    | 167 | 57 | 36 | 48 | 59 | 24  | 985  |
| 492504063015  | 63 x 1 1/2" | A    | 167 | 57 | 36 | 48 | 59 | 24  | 1040 |
| 492504063020N | 63 x 2"     | B    | 200 | 58 | 68 | 47 | 57 | 24  | 1015 |
| 492504075020  | 75 x 2"     | A    | 199 | 69 | 41 | 59 | 62 | 16  | 1450 |
| 492504075025  | 75 x 2 1/2" | A    | 204 | 69 | 46 | 59 | 62 | 16  | 1649 |

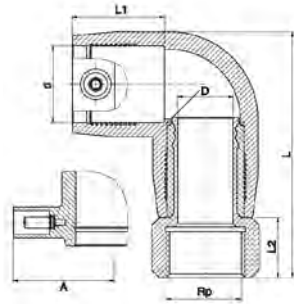
# Female Transition Elbow 90°

493504

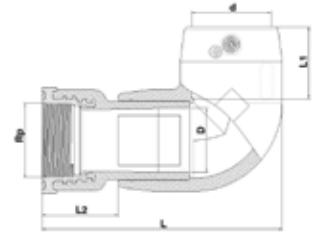
## Codo de Transición de 90° Hembra



Type A



Type B



| Product Code  | Size d x Rp | Type | L   | L1 | L2 | D  | A  | UC  | W    |
|---------------|-------------|------|-----|----|----|----|----|-----|------|
| 493504020005  | 20 x 1/2"   | A    | 86  | 35 | 20 | 14 | 38 | 160 | 142  |
| 493504025007  | 25 x 3/4"   | A    | 89  | 37 | 23 | 19 | 38 | 120 | 160  |
| 493504032007  | 32 x 3/4"   | A    | 108 | 40 | 25 | 23 | 43 | 96  | 280  |
| 493504032010N | 32 x 1"     | B    | 123 | 39 | 42 | 27 | 42 | 96  | 280  |
| 493504032015  | 32 x 1 1/2" | A    | 108 | 40 | 25 | 23 | 43 | 96  | 360  |
| 493504040010  | 40 x 1"     | A    | 117 | 44 | 25 | 29 | 47 | 48  | 535  |
| 493504040013  | 40 x 1 1/4" | A    | 117 | 44 | 25 | 29 | 47 | 48  | 432  |
| 493504040015  | 40 x 1 1/2" | A    | 117 | 44 | 25 | 29 | 47 | 48  | 453  |
| 493504050015  | 50 x 1 1/2" | A    | 133 | 48 | 25 | 38 | 52 | 48  | 560  |
| 493504050020  | 50 x 2"     | A    | 138 | 48 | 30 | 38 | 52 | 40  | 744  |
| 493504063015  | 63 x 1 1/2" | A    | 161 | 57 | 30 | 48 | 59 | 24  | 1072 |
| 493504063020N | 63 x 2"     | B    | 193 | 58 | 62 | 49 | 57 | 24  | 959  |

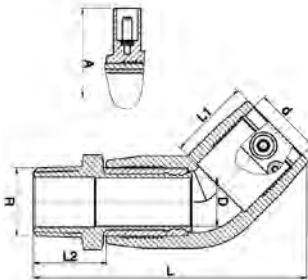
# Male Transition Elbow 45°

492604

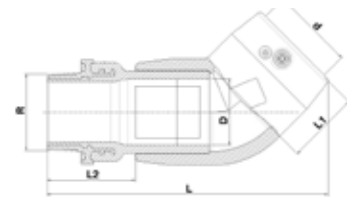
## Codo de Transición de 45° Macho



Type A



Type B



| Product Code  | Size d x R  | Type | L   | L1 | L2 | D  | A  | UC | W    |
|---------------|-------------|------|-----|----|----|----|----|----|------|
| 492604032005  | 32 x 1/2"   | A    | 124 | 39 | 29 | 23 | 43 | 84 | 249  |
| 492604032007  | 32 x 3/4"   | A    | 123 | 39 | 29 | 23 | 43 | 84 | 250  |
| 492604032010N | 32 x 1"     | B    | 151 | 39 | 50 | 22 | 42 | 72 | 375  |
| 492604032013  | 32 x 1 1/4" | A    | 130 | 39 | 36 | 23 | 43 | 48 | 479  |
| 492604032015  | 32 x 1 1/2" | A    | 130 | 39 | 36 | 23 | 43 | 48 | 488  |
| 492604040010N | 40 x 1"     | B    | 158 | 48 | 45 | 22 | 47 | 60 | 433  |
| 492604040013N | 40 x 1 1/4" | B    | 168 | 48 | 55 | 30 | 47 | 60 | 485  |
| 492604040015  | 40 x 1 1/2" | A    | 144 | 44 | 36 | 29 | 47 | 48 | 510  |
| 492604040020  | 40 x 2"     | A    | 149 | 44 | 41 | 29 | 47 | 40 | 685  |
| 492604050010  | 50 x 1"     | A    | 161 | 49 | 34 | 38 | 51 | 48 | 564  |
| 492604050013  | 50 x 1 1/4" | A    | 161 | 49 | 36 | 38 | 51 | 48 | 610  |
| 492604050015N | 50 x 1 1/2" | B    | 185 | 49 | 63 | 35 | 52 | 48 | 600  |
| 492604050020  | 50 x 2"     | A    | 165 | 49 | 41 | 38 | 51 | 30 | 778  |
| 492604063013  | 63 x 1 1/4" | A    | 184 | 57 | 36 | 48 | 59 | 24 | 927  |
| 492604063015  | 63 x 1 1/2" | A    | 184 | 57 | 36 | 48 | 59 | 24 | 893  |
| 492604063020N | 63 x 2"     | B    | 215 | 58 | 68 | 47 | 57 | 24 | 953  |
| 492604075020  | 75 x 2"     | A    | 221 | 71 | 41 | 59 | 62 | 16 | 1399 |
| 492604075025  | 75 x 2 1/2" | A    | 226 | 71 | 46 | 59 | 62 | 16 | 1600 |



## Female Transition Elbow 45°

493604

Codo de Transición de 45° Hembra



| Product Code  | Size d x Rp | Type | L   | L1 | L2 | D  | A  | UC | W    |
|---------------|-------------|------|-----|----|----|----|----|----|------|
| 493604032007  | 32 x 3/4"   | A    | 120 | 39 | 25 | 23 | 43 | —  | 320  |
| 493604032010N | 32 x 1"     | B    | 141 | 44 | 40 | 27 | 42 | 72 | 342  |
| 493604032015  | 32 x 1 1/2" | A    | 120 | 39 | 25 | 23 | 43 | 72 | 488  |
| 493604040010  | 40 x 1"     | A    | 133 | 44 | 25 | 29 | 47 | 48 | 510  |
| 493604040013  | 40 x 1 1/4" | A    | 133 | 44 | 25 | 29 | 47 | 48 | 419  |
| 493604040015  | 40 x 1 1/2" | A    | 133 | 44 | 25 | 29 | 47 | 48 | 479  |
| 493604050015  | 50 x 1 1/2" | A    | 150 | 49 | 25 | 38 | 51 | 48 | 532  |
| 493604050020  | 50 x 2"     | A    | 155 | 49 | 30 | 38 | 51 | 36 | 702  |
| 493604063015  | 63 x 1 1/2" | A    | 178 | 57 | 30 | 48 | 59 | 24 | 1019 |
| 493604063020N | 63 x 2"     | B    | 208 | 58 | 62 | 49 | 57 | 24 | 912  |

## Female Free Nut Transition Coupler\*

494104

Enlace de Transición, Tuerca Libre, Hembra



| Product Code | Size d x G  | L   | L1 | L2 | D  | A  | UC  | W    |
|--------------|-------------|-----|----|----|----|----|-----|------|
| 494104020007 | 20 x 3/4"   | 106 | 37 | 30 | 14 | 34 | 200 | 160  |
| 494104025007 | 25 x 3/4"   | 112 | 40 | 30 | 14 | 37 | 140 | 150  |
| 494104025010 | 25 x 1"     | 115 | 40 | 33 | 19 | 37 | 140 | 200  |
| 494104032007 | 32 x 3/4"   | 100 | 39 | 20 | 14 | 42 | 100 | 164  |
| 494104032010 | 32 x 1"     | 124 | 42 | 36 | 19 | 42 | 100 | 260  |
| 494104032013 | 32 x 1 1/4" | 124 | 42 | 36 | 23 | 42 | 78  | 310  |
| 494104040010 | 40 x 1"     | 115 | 44 | 25 | 19 | 47 | 100 | 278  |
| 494104040013 | 40 x 1 1/4" | 113 | 44 | 23 | 23 | 47 | 52  | 320  |
| 494104040015 | 40 x 1 1/2" | 135 | 47 | 38 | 29 | 45 | 52  | 444  |
| 494104050010 | 50 x 1"     | 136 | 49 | 36 | 19 | 52 | 32  | 700  |
| 494104050013 | 50 x 1 1/4" | 120 | 49 | 23 | 23 | 52 | 70  | 371  |
| 494104050015 | 50 x 1 1/2" | 123 | 49 | 25 | 29 | 52 | 32  | 484  |
| 494104050020 | 50 x 2"     | 141 | 49 | 41 | 38 | 52 | 32  | 709  |
| 494104063020 | 63 x 2"     | 161 | 57 | 44 | 38 | 57 | 28  | 770  |
| 494104063025 | 63 x 2 1/2" | 166 | 57 | 49 | 48 | 57 | 20  | 1154 |

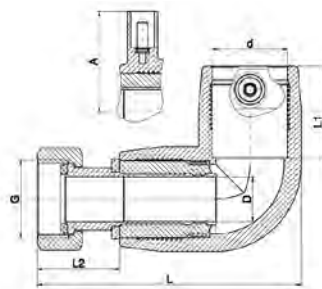
\* May be converted into male free nut by addition of a threaded nipple.

\* Se puede convertir en la tuerca loca macho mediante la adición de un niple roscado.

## Female Free Nut Transition Elbow 90°\*

494504

Codo de Transición de 90° Tuerca Libre, Hembra



| Product Code | Size d x G  | L   | L1 | L2 | D  | A  | UC  | W    |
|--------------|-------------|-----|----|----|----|----|-----|------|
| 494504020007 | 20 x 3/4"   | 96  | 35 | 30 | 14 | 38 | 140 | 164  |
| 494504025007 | 25 x 3/4"   | 96  | 37 | 30 | 14 | 38 | 140 | 164  |
| 494504025010 | 25 x 1"     | 99  | 37 | 33 | 19 | 38 | 105 | 164  |
| 494504032010 | 32 x 1"     | 119 | 40 | 36 | 19 | 43 | 70  | 164  |
| 494504032013 | 32 x 1 1/4" | 119 | 40 | 36 | 23 | 43 | 70  | 324  |
| 494504040015 | 40 x 1 1/2" | 132 | 44 | 40 | 29 | 47 | 48  | 490  |
| 494504050020 | 50 x 2"     | 149 | 48 | 41 | 38 | 52 | 30  | 779  |
| 494504063020 | 63 x 2"     | 175 | 57 | 44 | 41 | 59 | 16  | 1024 |
| 494504063025 | 63 x 2 1/2" | 180 | 57 | 49 | 48 | 59 | 16  | 1245 |

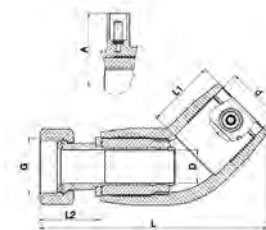
\* May be converted into male free nut by addition of a threaded nipple.

\* Se puede convertir en la tuerca loca macho mediante la adición de un niple roscado.

## Female Free Nut Transition Elbow 45°\*

494604

Codo de Transición de 45° Tuerca Libre, Hembra



| Product Code | Size d x G  | L   | L1 | L2 | D  | A  | UC | W    |
|--------------|-------------|-----|----|----|----|----|----|------|
| 494604032010 | 32 x 1"     | 131 | 39 | 36 | 19 | 43 | 70 | 164  |
| 494604032013 | 32 x 1 1/4" | 129 | 39 | 34 | 23 | 47 | 56 | 400  |
| 494604040015 | 40 x 1 1/2" | 146 | 44 | 38 | 29 | 47 | 48 | 469  |
| 494604050020 | 50 x 2"     | 166 | 49 | 41 | 38 | 51 | 30 | 740  |
| 494604063020 | 63 x 2"     | 189 | 57 | 41 | 38 | 59 | 24 | 164  |
| 494604063025 | 63 x 2 1/2" | 197 | 57 | 44 | 48 | 59 | 16 | 1184 |

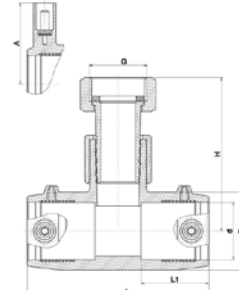
\* May be converted into male free nut by addition of a threaded nipple.

\* Se puede convertir en la tuerca loca macho mediante la adición de un niple roscado.

## Female Union Free Nut Transition Tee

494404

Enlace T, PE/Latón, Tuerca Libre, Hembra

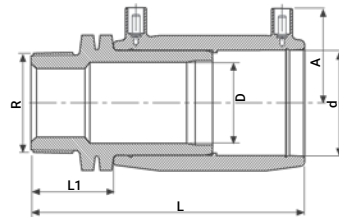


| Product Code | Size d x G | L   | L1 | D  | H  | A  | UC | W   |
|--------------|------------|-----|----|----|----|----|----|-----|
| 494404032010 | 32 x 1"    | 104 | 39 | 44 | 88 | 43 | 50 | 320 |

## PE Male Transition Coupler

497104

Enlace de Transición PE Macho

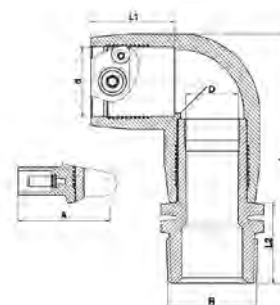


| Product Code | Size d x R  | L   | L1 | D  | A  | UC  | W   |
|--------------|-------------|-----|----|----|----|-----|-----|
| 497104020005 | 20 x 1/2"   | 97  | 21 | 14 | 34 | 200 | 129 |
| 497104025007 | 25 x 3/4"   | 113 | 31 | 18 | 37 | 200 | 61  |
| 497104032010 | 32 x 1"     | 123 | 35 | 24 | 42 | 200 | 92  |
| 497104040010 | 40 x 1"     | 134 | 37 | 30 | 46 | 128 | 146 |
| 497104040013 | 40 x 1 1/4" | 137 | 40 | 30 | 46 | 128 | 152 |
| 497104040015 | 40 x 1 1/2" | 137 | 40 | 30 | 46 | 128 | 159 |
| 497104050015 | 50 x 1 1/2" | 141 | 40 | 38 | 51 | 96  | 238 |
| 497104063015 | 63 x 1 1/2" | 161 | 44 | 48 | 57 | 40  | 371 |
| 497104063020 | 63 x 2"     | 165 | 48 | 48 | 57 | 40  | 450 |

## PE Male Transition Elbow 90°

497504

Codo de Transición PE de 90° Macho

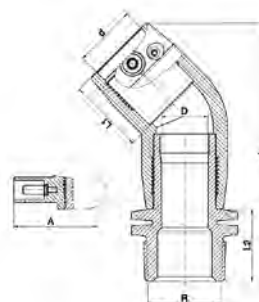


| Product Code | Size d x R  | L   | L1 | D  | A  | L2_Cap | UC  | W   |
|--------------|-------------|-----|----|----|----|--------|-----|-----|
| 497504020005 | 20 x 1/2"   | 87  | 35 | 14 | 38 | 21     | 160 | 78  |
| 497504025007 | 25 x 3/4"   | 97  | 37 | 18 | 38 | 31     | 200 | 75  |
| 497504032010 | 32 x 1"     | 118 | 40 | 24 | 43 | 35     | 96  | 120 |
| 497504040010 | 40 x 1"     | 129 | 44 | 30 | 47 | 37     | 48  | 458 |
| 497504040013 | 40 x 1 1/4" | 132 | 44 | 30 | 47 | 40     | 48  | 202 |
| 497504040015 | 40 x 1 1/2" | 132 | 44 | 30 | 47 | 40     | 48  | 250 |
| 497504050015 | 50 x 1 1/2" | 148 | 48 | 38 | 52 | 40     | 48  | 296 |
| 497504063015 | 63 x 1 1/2" | 175 | 57 | 48 | 59 | 44     | 44  | 458 |
| 497504063020 | 63 x 2"     | 179 | 57 | 48 | 59 | 48     | 44  | 490 |

## PE Male Transition Elbow 45°

497604

Codo de Transición PE de 45° Macho

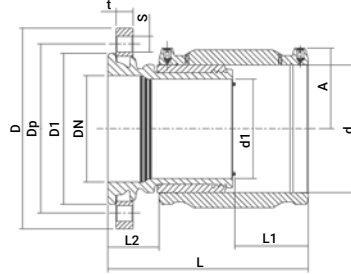


| Product Code | Size d x R  | L   | L1 | D  | A  | L2_Cap | UC | W   |
|--------------|-------------|-----|----|----|----|--------|----|-----|
| 497604032010 | 32 x 1"     | 141 | 39 | 24 | 43 | 35     | 96 | 150 |
| 497604040010 | 40 x 1"     | 145 | 42 | 30 | 47 | 37     | 96 | 175 |
| 497604040013 | 40 x 1 1/4" | 148 | 42 | 30 | 47 | 40     | 96 | 185 |
| 497604040015 | 40 x 1 1/2" | 148 | 42 | 30 | 47 | 40     | 96 | 185 |
| 497604050015 | 50 x 1 1/2" | 165 | 49 | 38 | 51 | 40     | 48 | 271 |
| 497604063015 | 63 x 1 1/2" | 192 | 57 | 48 | 59 | 44     | 24 | 465 |
| 497604063020 | 63 x 2"     | 196 | 57 | 48 | 59 | 48     | 24 | 470 |

## PE Cast Iron Flange Transition Coupler

497704

Enlace de Transición Bridado - PE Hierro Fundido

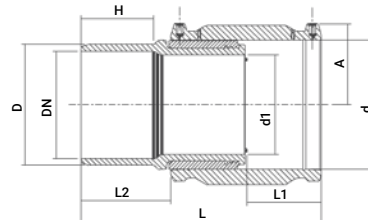


| Product Code | Size d x DN | A   | L   | L1  | L2  | D1  | d1  | D   | Dp  | s  | t  | No. of holes | UC | W     |
|--------------|-------------|-----|-----|-----|-----|-----|-----|-----|-----|----|----|--------------|----|-------|
| 497704063    | 63 x 50     | 57  | 217 | 57  | 100 | 104 | 43  | 165 | 125 | 18 | 20 | 4            | 4  | 4200  |
| 497704090    | 90 x 80     | 70  | 216 | 73  | 68  | 139 | 67  | 200 | 160 | 18 | 20 | 8            | 4  | 5779  |
| 497704110    | 110 x 100   | 79  | 223 | 80  | 61  | 159 | 84  | 220 | 180 | 18 | 22 | 8            | 4  | 7280  |
| 497704125    | 125 x 100   | 87  | 235 | 85  | 62  | 159 | 98  | 220 | 180 | 18 | 22 | 8            | 4  | 7759  |
| 497704160    | 160 x 150   | 105 | 268 | 93  | 73  | 215 | 125 | 285 | 240 | 22 | 24 | 8            | 1  | 13400 |
| 497704180    | 180 x 150   | 116 | 284 | 105 | 72  | 215 | 140 | 285 | 240 | 22 | 24 | 8            | 1  | 15246 |
| 497704225    | 225 x 200   | 138 | 314 | 119 | 74  | 270 | 176 | 340 | 295 | 22 | 26 | 12           | 1  | 23919 |

## PE Cast Iron Spigot Transition Coupler

495704

Enlace de Transición Espiga - PE Hierro Fundido

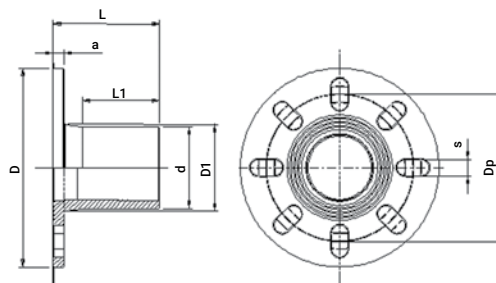


| Product Code | Size d x DN | A   | L   | L1  | L2  | D   | d1  | H   | UC | W     |
|--------------|-------------|-----|-----|-----|-----|-----|-----|-----|----|-------|
| 495704090080 | 90 x 80     | 69  | 254 | 73  | 106 | 98  | 67  | 94  | 8  | 2874  |
| 495704110100 | 110 x 100   | 79  | 275 | 80  | 112 | 118 | 84  | 96  | 4  | 4170  |
| 495704125100 | 125 x 100   | 87  | 280 | 85  | 107 | 118 | 98  | 91  | 4  | 4569  |
| 495704160150 | 160 x 150   | 104 | 322 | 97  | 124 | 170 | 125 | 102 | 2  | 8105  |
| 495704180150 | 180 x 150   | 114 | 339 | 104 | 127 | 170 | 140 | 103 | 2  | 10121 |
| 495704225200 | 225 x 200   | 140 | 372 | 118 | 132 | 222 | 176 | 109 | 1  | 12284 |

## Full Face Flange

490209

Brida de Cara Plana

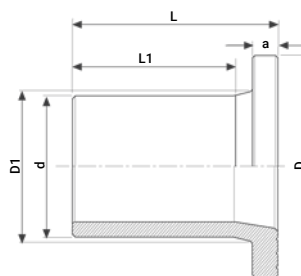


| Product Code | Size d | L   | L1 | D   | D1 | a  | Dp  | s  | UC | W   |
|--------------|--------|-----|----|-----|----|----|-----|----|----|-----|
| 490209090    | 90     | 118 | 86 | 220 | 98 | 12 | 163 | 20 | 18 | 540 |

## Stub Flange

490207

Adaptador de Brida

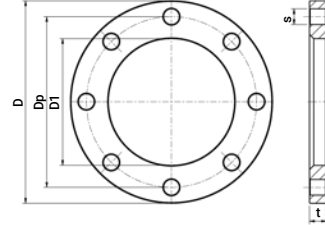


| Product Code | Size d | L   | L1  | a  | D   | D1  | UC  | W     |
|--------------|--------|-----|-----|----|-----|-----|-----|-------|
| 490207020    | 20     | 85  | 45  | 7  | 45  | 26  | 160 | 26    |
| 490207025    | 25     | 85  | 40  | 9  | 58  | 32  | 160 | 42    |
| 490207032    | 32     | 85  | 60  | 10 | 68  | 40  | 160 | 59    |
| 490207040    | 40     | 85  | 60  | 11 | 78  | 50  | 160 | 84    |
| 490207050    | 50     | 104 | 75  | 12 | 88  | 61  | 144 | 104   |
| 490207063    | 63     | 120 | 87  | 14 | 102 | 75  | 60  | 220   |
| 490207075    | 75     | 130 | 92  | 16 | 122 | 89  | 48  | 322   |
| 490207090    | 90     | 140 | 96  | 17 | 138 | 105 | 32  | 475   |
| 490207110    | 110    | 160 | 110 | 18 | 158 | 125 | 20  | 643   |
| 490207125    | 125    | 182 | 132 | 25 | 158 | 132 | 16  | 945   |
| 490207140    | 140    | 180 | 130 | 25 | 188 | 155 | 12  | 1245  |
| 490207160    | 160    | 180 | 130 | 25 | 212 | 175 | 8   | 1600  |
| 490207180    | 180    | 198 | 140 | 30 | 212 | 187 | 4   | 1990  |
| 490207200    | 200    | 200 | 135 | 32 | 268 | 232 | 4   | 3100  |
| 490207225    | 225    | 200 | 135 | 32 | 268 | 235 | 4   | 3360  |
| 490207250    | 250    | 215 | 145 | 35 | 320 | 285 | 3   | 5080  |
| 490207280    | 280    | 228 | 160 | 35 | 320 | 291 | 2   | 5688  |
| 490207315    | 315    | 238 | 160 | 35 | 370 | 335 | 1   | 7785  |
| 490207355    | 355    | 255 | 175 | 40 | 430 | 373 | 1   | 10400 |
| 490207400    | 400    | 286 | 195 | 45 | 482 | 427 | 1   | 14970 |

# Flange Backing Ring

09903

Brida Revestida



| Product Code | Flange Type      | Flange (DN)        | D   | Dp  | D1  | s  | t  | No. of Holes | UC  | W      |
|--------------|------------------|--------------------|-----|-----|-----|----|----|--------------|-----|--------|
| 09903020     | ISO/DIN PN 10/16 | 20 x 1/2" (DN15)   | 95  | 65  | 28  | 14 | 12 | 4            | 200 | 240    |
| 09903025     | ISO/DIN PN 10/16 | 25 x 3/4" (DN20)   | 105 | 75  | 34  | 14 | 14 | 4            | 180 | 300    |
| 09903032     | ISO/DIN PN 10/16 | 32 x 1" (DN25)     | 115 | 85  | 42  | 14 | 16 | 4            | 150 | 495    |
| 09903040     | ISO/DIN PN 10/16 | 40 x 1 1/4" (DN32) | 140 | 100 | 51  | 18 | 18 | 4            | 120 | 685    |
| 09903050     | ISO/DIN PN 10/16 | 50 x 1 1/2" (DN40) | 150 | 110 | 62  | 18 | 18 | 4            | 100 | 812    |
| 09903063     | ISO/DIN PN 10/16 | 63 x 2" (DN50)     | 165 | 125 | 78  | 18 | 17 | 4            | 20  | 1110   |
| 09903075     | ISO/DIN PN 10/16 | 75 x 2 1/2" (DN65) | 185 | 145 | 92  | 18 | 18 | 4            | 20  | 1205   |
| 09902095     | ISO/DIN PN 10/16 | 90 x 2 1/2" (DN65) | 185 | 145 | 102 | 18 | 20 | 8            | 100 | 2,552  |
| 09903090     | ISO/DIN PN 10/16 | 90 x 3" (DN80)     | 200 | 160 | 108 | 18 | 20 | 8            | 20  | 1400   |
| 09903110     | ISO/DIN PN 10/16 | 110 x 4" (DN100)   | 220 | 180 | 128 | 18 | 20 | 8            | 20  | 1570   |
| 09903125     | ISO/DIN PN 10/16 | 125 x 4" (DN100)   | 220 | 180 | 135 | 18 | 20 | 8            | 40  | 1470   |
| 09903140     | ISO/DIN PN 10/16 | 140 x 5" (DN125)   | 250 | 210 | 158 | 18 | 24 | 8            | 30  | 1930   |
| 09903160     | ISO/DIN PN 10/16 | 160 x 6" (DN150)   | 285 | 240 | 178 | 22 | 24 | 8            | 6   | 3625   |
| 09903180     | ISO/DIN PN 10/16 | 180 x 6" (DN150)   | 285 | 240 | 188 | 22 | 24 | 8            | 10  | 2150   |
| 09903200     | ISO/DIN PN 10    | 200 x 8" (DN200)   | 340 | 295 | 236 | 22 | 24 | 8            | 4   | 3600   |
| 09903225     | ISO/DIN PN 10    | 225 x 8" (DN200)   | 340 | 295 | 239 | 22 | 24 | 8            | 8   | 3510   |
| 09903250     | ISO/DIN PN 10    | 250 x 10" (DN250)  | 395 | 350 | 288 | 22 | 30 | 12           | 8   | 5200   |
| 09901250     | BS 10 Table D    | 250 x 10" BS       | 395 | 355 | 288 | 22 | 26 | 8            | 1   | 10,055 |
| 09903280     | ISO/DIN PN 10    | 280 x 10" (DN250)  | 395 | 350 | 294 | 22 | 30 | 12           | 8   | 5500   |
| 09901280     | BS 10 Table D    | 280 x 10" BS       | 395 | 355 | 294 | 22 | 26 | 8            | 1   | 10,055 |
| 09903315     | ISO/DIN PN 10    | 315 x 12" (DN300)  | 445 | 400 | 338 | 22 | 34 | 12           | 3   | 8350   |
| 09901315     | BS 10 Table D    | 315 x 12" BS       | 445 | 406 | 338 | 22 | 26 | 12           | 1   | 10,055 |
| 09903355     | ISO/DIN PN 10    | 355 x 14"          | —   | 460 | 376 | —  | 39 | 16           | 2   | 20000  |
| 09901355     | BS 10 Table D    | 355 x 14" BS       | 520 | 470 | 376 | 26 | 28 | 12           | 1   | 10,055 |

## Wastewater System, We Make the Connection

---

Polyethylene offers the ideal cost-effective and technically superior alternative to other materials, requiring minimal effort to install, reducing the number of connections required and increasing the system lifespan. The PLASSON System constitutes an excellent investment for both public wastewater infrastructures and private wastewater systems

The PLASSON wastewater system offers a strong, long-life and is resistant to axial loads through its special versatile products that can be completely fused after being laid.



## Systemas de Aguas Residuales, Hacemos la Conexión

---

En comparación con otros materiales, el polietileno constituye la alternativa ideal en términos de costo-beneficio y superioridad técnica, ya que requiere un mínimo esfuerzo de instalación, con menos conexiones, y asegura una larga vida útil. El sistema de PLASSON es una inversión excelente, tanto para las infraestructuras públicas de aguas residuales como para los sistemas privados.

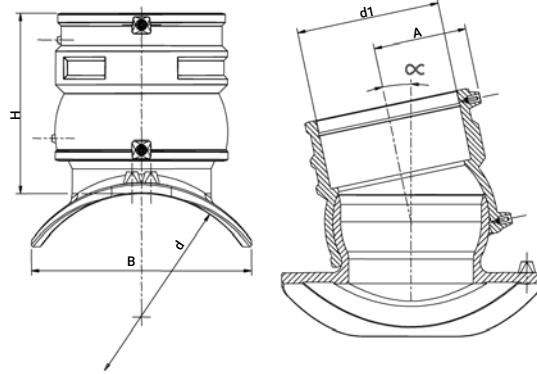
Los sistemas de PLASSON para aguas residuales son muy duraderos y resistentes a las cargas axiales, gracias a la versatilidad de sus productos que pueden fusionarse completamente después de la instalación.



## Wastewater Adjustable Saddle\*

475804

Ramal Para Aguas Residuales\*



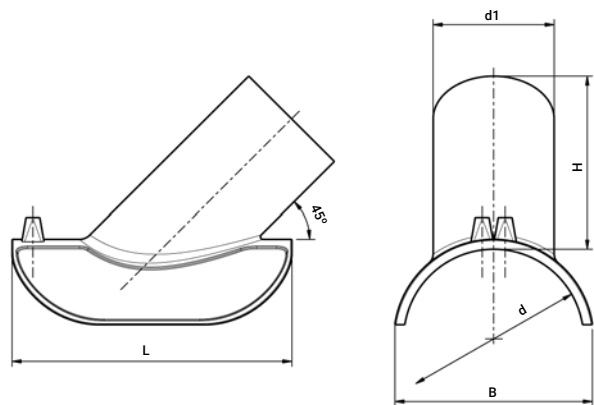
| Product Code | Size d x d1   | B   | H   | A   | L   | UC | W    |
|--------------|---------------|-----|-----|-----|-----|----|------|
| 475804200160 | 200 x 160     | 208 | 202 | 105 | 290 | 4  | 2050 |
| 475804250160 | 225-250 x 160 | 225 | 202 | 105 | 290 | 4  | 2060 |
| 475804315160 | 280-315 x 160 | 247 | 202 | 105 | 290 | 4  | 2070 |
| 475804560160 | 355-560 x 160 | 263 | 202 | 105 | 290 | 4  | 2080 |
| 475804710160 | 560-710 x 160 | 277 | 202 | 105 | 290 | 4  | 2100 |

\* See dedicated tools at "specialized installation tools for Plasson products" section, page 183 | \* Consulte las herramientas necesarias y específicas en la sección "Herramientas especiales para la instalación de productos Plasson", página 183.

## Wastewater Saddle 45° - Inlet 110\*

4758A4

Ramal 45° de Salida Para Aguas Residuales\*



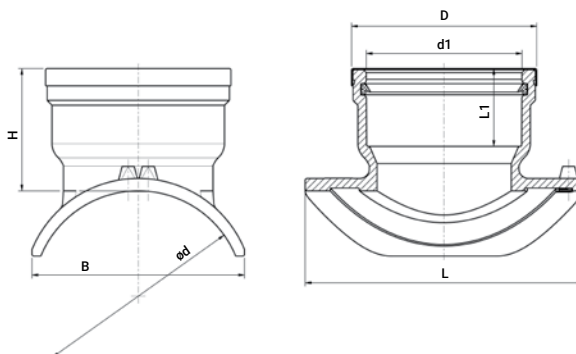
| Product Code | Size d x d1   | L   | B   | H   | UC | W   |
|--------------|---------------|-----|-----|-----|----|-----|
| 4758A4160110 | 160-200 x 110 | 255 | 182 | 158 | 10 | 710 |
| 4758A4250110 | 225-315 x 110 | 255 | 221 | 158 | 10 | 656 |

\* See dedicated tools at "specialized installation tools for Plasson products" section, page 183 | \* Consulte las herramientas necesarias y específicas en la sección "Herramientas especiales para la instalación de productos Plasson", página 183.

## Wastewater Saddle PVC/PP Adaptor Inlet\*

4758V4

Collarín lightfit de transición para aguas residuales de PE A PP/PVC \*



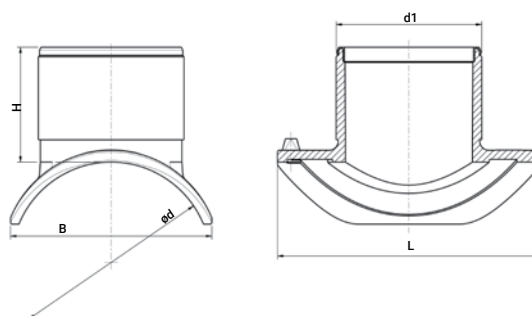
| Product Code | Size d x d1   | B   | H   | L   | L1 | D   | UC | W    |
|--------------|---------------|-----|-----|-----|----|-----|----|------|
| 4758V4200160 | 200 x 160     | 208 | 125 | 290 | 80 | 190 | 6  | 1660 |
| 4758V4250160 | 225-250 x 160 | 225 | 125 | 290 | 80 | 190 | 6  | 1309 |
| 4758V4315160 | 280-315 x 160 | 245 | 125 | 290 | 80 | 190 | 6  | 1326 |
| 4758V4560160 | 355-560 x 160 | 263 | 125 | 290 | 80 | 190 | 6  | 1430 |
| 4758V4710160 | 560-710 x 160 | 277 | 125 | 290 | 80 | 190 | 6  | 1527 |

\* See dedicated tools at "specialized installation tools for Plasson products" section, page 183 | \* Consulte las herramientas necesarias y específicas en la sección "Herramientas especiales para la instalación de productos Plasson", página 183.

## Wastewater Saddle Spigot Inlet\*

4758S4

Collarín lightfit de transición para aguas residuales de PE /PE\*



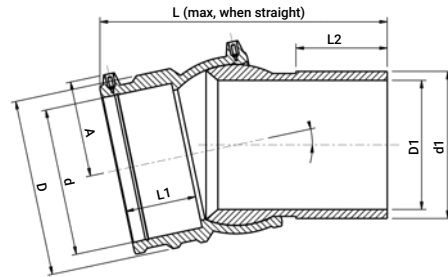
| Product Code | Size d x d1     | B   | H   | L   | UC | W    |
|--------------|-----------------|-----|-----|-----|----|------|
| 4758S4200160 | 200 x 160       | 208 | 125 | 290 | 6  | 1091 |
| 4758S4250160 | 225 - 250 x 160 | 225 | 125 | 290 | 6  | 1239 |
| 4758S4315160 | 280 - 315 x 160 | 247 | 125 | 290 | 6  | 1260 |
| 4758S4560160 | 355 - 560 x 160 | 263 | 125 | 290 | 6  | 1300 |
| 4758S4710160 | 560 - 710 x 160 | 277 | 125 | 290 | 6  | 1310 |

\* See dedicated tools at "specialized installation tools for Plasson products" section, page 183 | \* Consulte las herramientas necesarias y específicas en la sección "Herramientas especiales para la instalación de productos Plasson", página 183.

## Wastewater Adjustable Elbow One Sided

4747D4

Codo Ajustable Para Aguas Residuales

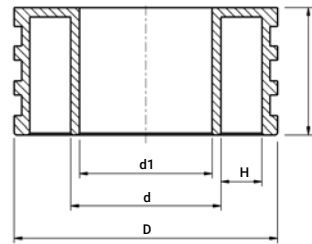


| Product Code | size dxd1 | SDR | D   | D1  | L   | L1 | L2 | A   | UC | W    |
|--------------|-----------|-----|-----|-----|-----|----|----|-----|----|------|
| 4747D4160    | 160       | 17  | 193 | 141 | 298 | 78 | 98 | 105 | 6  | 3030 |

## Wastewater Manhole Adaptor

37020/477207

Adaptador Para Pozo de Aguas Residuales

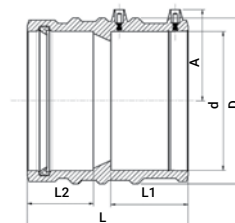


| Product Code | Size d | L   | d1  | D   | H  | UC | W     |
|--------------|--------|-----|-----|-----|----|----|-------|
| 37020110     | 110    | 135 | 97  | 216 | 37 | —  | 1650  |
| 37020125     | 125    | 135 | 111 | 235 | 39 | —  | 1800  |
| 37020140     | 140    | 135 | 123 | 254 | 39 | —  | 1950  |
| 477207160    | 160    | 135 | 141 | 280 | 39 | 6  | 2524  |
| 37020180     | 180    | 135 | 157 | 335 | 66 | 4  | 3550  |
| 37020200     | 200    | 135 | 176 | 355 | 56 | 2  | 3660  |
| 477207225    | 225    | 135 | 198 | 355 | 44 | 2  | 3902  |
| 37020250     | 250    | 135 | 220 | 400 | 54 | 2  | 3740  |
| 477207280    | 280    | 135 | 247 | 400 | 39 | 2  | 5027  |
| 37020315     | 315    | 135 | 278 | 450 | 46 | 2  | 5130  |
| 37020355     | 355    | 135 | 313 | 500 | 50 | 2  | 6480  |
| 37020400     | 400    | 135 | 353 | 560 | 59 | 1  | 8260  |
| 37020450     | 450    | 135 | 397 | 592 | 50 | —  | 22350 |
| 37020500     | 500    | 135 | 441 | 651 | 54 | —  | 23600 |
| 37020560     | 560    | 135 | 494 | 705 | 51 | —  | 34500 |
| 37020630     | 630    | 135 | 555 | 773 | 50 | —  | 47370 |

## Wastewater PE to PVC Adaptor

4701V4

Adaptador Para PE A PVC

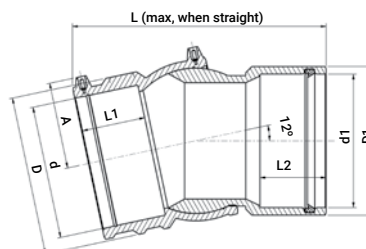


| Product Code | Size d | L   | L1 | L2 | D   | A   | UC | W    |
|--------------|--------|-----|----|----|-----|-----|----|------|
| 4701V4160    | 160    | 187 | 90 | 77 | 193 | 106 | 6  | 1546 |

## Wastewater Adjustable Elbow PE to PVC

4747V4

Codo Ajustable de Transición de PE a PVC

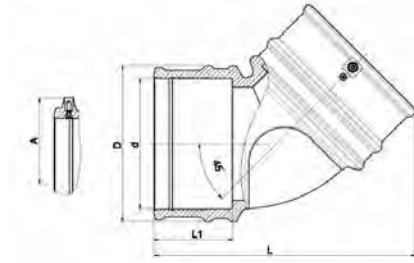


| Product Code | Size d x d1 | D   | D1  | L   | L1 | L2 | A   | UC | W    |
|--------------|-------------|-----|-----|-----|----|----|-----|----|------|
| 4747V4160    | 160 x 160   | 193 | 180 | 253 | 78 | 80 | 105 | 6  | 2140 |

## Wastewater Elbow 45°

470604

Codo 45° Para Aguas Residuales

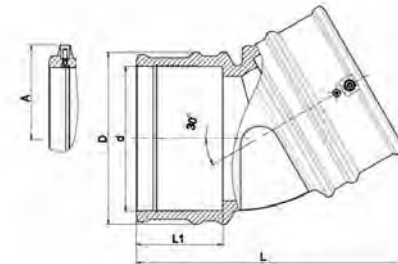


| Product Code | Size d | L   | L1 | D   | A   | UC | W    |
|--------------|--------|-----|----|-----|-----|----|------|
| 470604160    | 160    | 325 | 98 | 193 | 106 | 4  | 2000 |

## Wastewater Elbow 30°

473304

Codo 30° Para Aguas Residuales

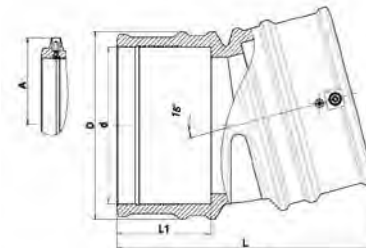


| Product Code | Size d | L   | L1 | D   | A   | UC | W    |
|--------------|--------|-----|----|-----|-----|----|------|
| 473304160    | 160    | 302 | 98 | 193 | 106 | 5  | 1850 |

## Wastewater Elbow 15°

473704

Codo 15° Para Aguas Residuales



| Product Code | Size d | L   | L1 | D   | A   | UC | W    |
|--------------|--------|-----|----|-----|-----|----|------|
| 473704160    | 160    | 267 | 98 | 193 | 106 | 5  | 1740 |

# Technical Specifications for PLASSON Electrofusion Fittings

## Fitting Pressure Rating and Pipe Compatibility

PLASSON Fittings are weldable to PE80, PE100, PE100-RC and PE-X pipes (most fittings)\*.

Check that the pipe SDR is compatible with the PLASSON fittings. The range of compatible pipe SDR's for each specific fitting is defined on the fitting barcode label.

For questions regarding pipe SDR compatibility refer to PLASSON literature or contact your local PLASSON representative.

\* Please consult your PLASSON representative

The following is a general guideline for PLASSON EF product pipe SDR compatibility (in any case of discrepancy between the figure below and the figure on the barcode label, always refer to the barcode data).

## PLASSON's Electrofusion Fittings:

- PN 16 (Water)
- PE100 SDR11 (Gas)
- Up to 75mm (inclusive) are Weldable to Pipes SDR ≤ 11
- Elbows and Tees of main diameter 40mm-75mm ≤ 17
- 90mm & Up are Weldable to Pipes SDR ≤ 17
- 63-75mm Tapping Saddles and Valves are suitable for SDR11

Note: for tapping SDR ≤ 11 pipes (size 63 and up), please consult your PLASSON representative.

## LightFit:

- PN 10 (Water)
- PE100 SDR17 (Gas)
- 40mm - 75mm are Weldable to Pipes SDR ≤ 17
- 90mm are Weldable to Pipes SDR ≤ 26
- 110mm - 710mm are Weldable to Pipes SDR ≤ 33
- 800mm and up are weldable to pipes SDR≤41

## Wastewater Saddle

- PN 0.5 (Water)
- 200mm & Up are Weldable to Pipes SDR ≤ 26

## Wastewater Adjustable Elbow

- PN 0.5 (Water)
- 160mm is Weldable to Pipes SDR ≤ 17

Measure the pipe external diameter toward the pipe end using a Pi tape. The pipe external diameter must be within the tolerances defined in International standards such as ISO 4437-2, AS/NZS, 4130, EN 1555-2 and EN 12201-2.

## Material

All PLASSON electrofusion fittings are produced from material class PE100 which conform to international standards for potable water and natural or suitable manufactured gas systems.

## Standards

PLASSON electrofusion fittings are designed, tested and quality controlled according to PLASSON's internal standards. These standards are based on the following international standards:

- EN 1555
- EN 12201
- NF 136
- AS/NZS 4129
- WIS 4-32-14
- WIS 4-32-15

## Quality

PLASSON has incorporated a quality assurance system in accordance with ISO 9001. Operating approval according to ISO 9001 was granted to PLASSON by the Israeli Standard Institute. Operating according to the ISO 9001 quality assurance system imposes stringent standards of control throughout the manufacturing processes.

### Abbreviations used on the product description pages of this catalog:

|          |   |  |                                   |
|----------|---|--|-----------------------------------|
| A, A1    | Height of shroud from centerline  | L, L1, L2  | Length                            |
| d, d1    | Nominal diameter of fitting or outlet                                       | c  | Number of bolt holes in flanges   |
| D, D1    | Diameter  | s  | Diameter of bolt holes in flanges |
| DN       | Nominal bore corresponding approximately to the inside diameter of the pipe | t  | Thickness of metal flange         |
| Dp       | Pitch circle diameter of bolt holes in flanges                              | W  | Weight in grams                   |
| G, R, Rp | Threaded outlet diameter  | UC   | Units per carton                  |
| H        | Height  | Fusion and cooling time are specified on the individual product. |                                   |

Whereas the products shown in this catalogue illustrate and describe the current state of their development, PLASSON reserves the right at all times to make such technical alterations as it shall see fit to its products. Although every care has been taken in the preparation of the information, specifications and other data included in this catalogue, we cannot rule out inadvertent errors or omissions. Purchasers should take into account possible deviations or variations which will not substantially diminish the functionality or performance of the products, and, in many cases, are designed to improve the same.

PLASSON® is the Registered Trademark of PLASSON Ltd. or PLASSON Maagan Michael Industries Ltd. PLASSON's products are protected by patents, trademark, design and copyright laws.

# Especificaciones técnicas para los accesorios ElectroFusión de PLASSON

## Presiones nominales y compatibilidad con la tubería

Los accesorios electrofusión de PLASSON se pueden soldar a tuberías de materiales PE80, PE100, PE100-RC, PE-X (la mayoría de los accesorios)\*

Por favor revise que el SDR de la tubería es compatible con el rango declarado en el código de barras del accesorio PLASSON. Cada accesorio PLASSON contiene esta información.

Nota: para obtener más información sobre SDR de tuberías vea la información del fabricante de la tubería a soldar y literatura de PLASSON. Ante cualquier duda consulte a su representante de PLASSON

A continuación una guía general sobre la compatibilidad de accesorios PLASSON según el SDR del tubo a electrofundar. (En caso de existir alguna discrepancia por favor proceda según indica la calcomanía del accesorio que contiene el código de barras).

## Presiones nominales

Las presiones nominales de todos los accesorios electrofusión de PLASSON son las siguientes:

- PN 16 (Agua)
- MOP10 (Gas)

## Accesorios de ElectroFusión de PLASSON

- Hasta 75mm (inclusive), soldables en tuberías SDR ≤ 11
- Codos y Tes en diámetros 40mm – 75mm ≤ 17
- De 90mm en adelante soldables en tuberías SDR ≤ 11
- De 63-75mm Tomas en carga y Válvulas soldables en tuberías SDR 11

NOTA: Para tuberías SDR ≤ 11 (diámetro desde 63mm hacia arriba) consulte a su representante de PLASSON.

## LightFit:

- PN10 (Agua)
- PE100 SDR 17 (GAS)
- 40mm - 75mm soldables en tuberías SDR ≤ 17
- 90mm soldables en tuberías SDR ≤ 26
- 110mm - 800mm soldables en tuberías SDR ≤ 33

## Ramales de ElectroFusión PLASSON para aguas residuales

- PN 0.5 (Agua)
- De 200mm en adelante en tuberías SDR ≤ 26

## Codos ajustables de ElectroFusión para aguas residuales

- PN 0.5 (Agua)
- De 160mm en adelante en tuberías SDR ≤ 17

Para medir el diámetro externo de una tubería utilice una cinta PI. El diámetro externo debe estar contemplado dentro de las tolerancias estipuladas en las normas internacionales ISO 4437-2, AS/NZS.

## Material

Todos los accesorios ElectroFusión de PLASSON se fabrican con material de clase PE100, de conformidad con las normas internacionales para sistemas de agua potable y gas natural o procesado. Accesorios de PE80, disponibles a petición del cliente.

## Normativa

El diseño, las pruebas y el control de calidad de los accesorios electrofusión de PLASSON se llevan a cabo de acuerdo con las normas internas de PLASSON, basadas en las siguientes normativas internacionales:

- EN 1555
- EN 12201
- NF 136
- AS/NZS 4129
- WIS 4-32-14
- WIS 4-32-15

## Aseguramiento de Calidad

PLASSON utiliza el sistema de aseguramiento de calidad conforme a la normativa ISO 9001. La certificación de la empresa de acuerdo con ISO 9001 le fue otorgada a PLASSON por el Instituto Israelí de Normas Industriales. La operación conforme a la normativa de aseguramiento de calidad ISO 9001 impone estrictos procedimientos de control durante todos los procesos de fabricación.

### Abreviaturas utilizadas en la descripción de productos de este catálogo:

|          |  |  |   |
|----------|--|--|---|
| A, A1    | Altura desde la línea central a la cubierta del resistor                               | L, L1, L2  | Longitud  |
| d, d1    | Diámetro nominal del accesorio o salida  | c  | Número de orificios en las bridas                   |
| D, D1    | Diámetro   | s  | Diámetro de los orificios p/tornillos en las bridas |
| DN       | Diámetro nominal interno, correspondiente aproximadamente al diámetro interno del tubo | t  | Grosor de la brida metálica                         |
| Dp       | Diámetro de los orificios en las bridas  | W  | Peso en gramos                                      |
| G, R, Rp | Diámetro de la salida roscada  | UC   | Cantidad por caja de cartón                         |
| H        | Altura   | Los tiempos de soldadura y enfriamiento se indican en cada producto. |   |

Si bien en este catálogo se ilustran y describen los productos en el estado actual de su desarrollo, PLASSON se reserva el derecho de introducir en cualquier momento las modificaciones técnicas que considere convenientes.

La preparación de la información, especificaciones y otros datos se ha hecho con el mayor cuidado, no obstante lo cual no podemos asegurar que estén libres de errores u omisiones involuntarios. El cliente debe tener en cuenta la posibilidad de desviaciones o variaciones que no afectarán significativamente el funcionamiento o rendimiento de los productos y que, en muchos casos, están destinadas a mejorarlos.

PLASSON™ es la marca registrada de PLASSON Ltd. o PLASSON Maagan Michael Industries Ltd.

Los productos de PLASSON están protegidos por derechos de patente, marcas comerciales, diseño y leyes de copyright.

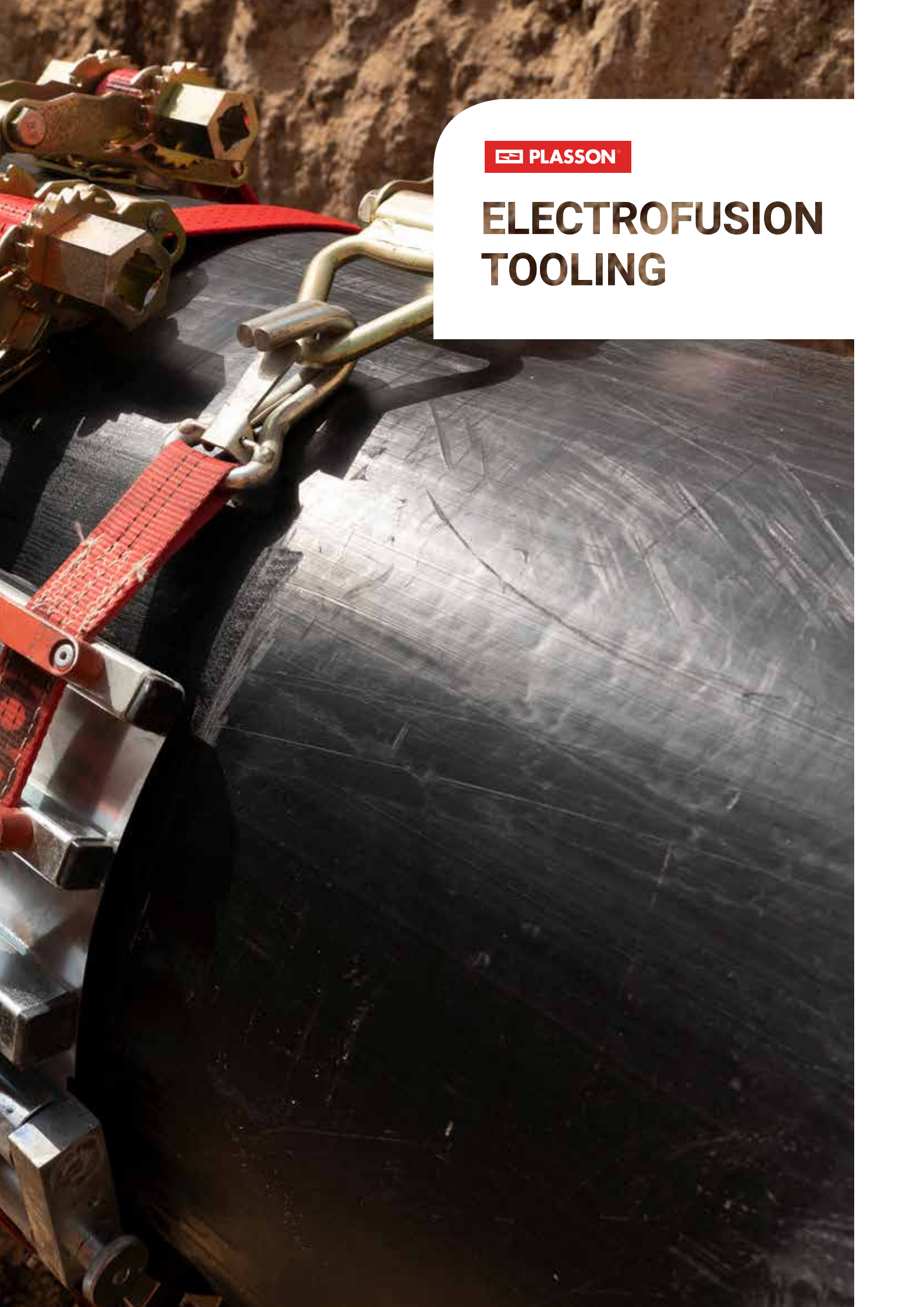




The logo consists of a red square containing a white icon of a pipe with a cross-section, followed by the word "PLASSON" in white, uppercase, sans-serif font.

**PLASSON**

# **ELECTROFUSION TOOLING**



# Content

## Electrofusion Tooling - Herramientas Para Electrofusión

|   |     |
|---|-----|
| <b>Pipe Preparation</b> - Preparación de la tubería   | 168 |
| <b>What is PLASSON SMARTFUSE?</b> - Que es PLASSON SMARTFUSE  | 170 |
| <b>Control Boxes</b> - Controladores Electrofusión  | 171 |
| <b>Control Boxes Cont.</b> - Características  | 173 |
| <b>Electrofusion Control Boxes &amp; Accessories</b> - Accesorios para controladores Electrofusión  | 176 |
| <b>Pipe Cutting</b> - Cortadores de tuberías  | 177 |
| <b>Pipe Peeling</b> - Rascadores de tuberías  | 178 |
| <b>Rerounding Tools</b> - Redondeadores   | 180 |
| <b>Squeeze Off Tools</b> - Prensas / Obturadores  | 181 |
| <b>Pipe Cleaning</b> - Limpiadores de tubería   | 182 |
| <b>Pipe Clamping</b> - Sujetadores  | 182 |
| <b>Specialized Installation Tooling For PLASSON Products</b> - Sujetadores para la instalación de productos PLASSON                         | 183 |
| <b>Large Bore Saddles Installation Tools</b> - Sujetadores para la instalación de tomas simples/bridadas de gran diámetro / Ramales PLASSON | 184 |
| <b>Tools for Drilling</b> - Herramientas para perforación de tomas simples/bridadas de gran diámetro / Ramales PLASSON                      | 186 |
| <b>Hot Tapping Tools</b> - Herramientas para tomas en carga de grandes diámetros  | 187 |

## PF-Schweißtechnologie GmbH (PFS)

PLASSON'S range of electrofusion tooling is designed and manufactured by our joint venture partner, PFS. Founded in 1997 in Germany, PFS quickly developed into one of the world's leading manufacturers of plastic welding technologies for pipeline construction. The product range includes a wide variety of electrofusion control units, butt fusion machines, extensive accessories and a complete portfolio of tools for the preparation of plastic pipes for welding.



## High Quality Products

Thousands of customers around the globe rely on the high quality of PFS products.

Product development is conducted by employees with many years of experience, know-how, dedication and with a high capacity to innovate.

Close cooperation with end users of PFS products and systems provides real field feedback to allow refinement of products, even at component level, resulting in products robust enough to handle even the most difficult site conditions.



Turn your PLASSON Control Box into the ultimate welding machine with our **new Smartphone App**.



## Available now

Features of the Free Upgrade

- ✓ **Smartphone control** of your box, with no mobile network coverage needed
- ✓ **Improved quality control** with guided welding process and photo capture of crucial steps (kept with the weld record)
- ✓ **Data recording** including physical location of each weld
- ✓ Ability to **identify installer** of each weld
- ✓ Ability to **weld all fittings\***



Smarter plumbing  
with PLASSON.



\*Monomatic Control Boxes will be limited to emergency welds of other fittings



## Pipe Preparation | Preparación de la tubería

Pipe preparation is the basis of the electrofusion process.

The pipe preparation includes few simple yet important steps described below:

### Cutting of the pipe:

The pipe ends must be cut square and even.

#### Various approved pipe cutting tools



1. Rotational pipe cutter



2. Pipe cutter



3. Rotational pipe cutter (S-type)

### Marking and scraping:

In order to achieve a good weld the oxide layer of the pipe must first be removed.

Mechanical peeling tools are strongly preferred, as they achieve a consistent pipe surface preparation

#### Hand scraper

When using hand scrapers - perform long even scrapes starting from outside the marked areas to avoid "cratering" in the fusion zone of the fitting until all marks are removed.

#### Rotational scraper

One scraping pass is to be carried out in order to remove approx. 0.2 to 0.3 mm of the outer pipe surface. If the pipe diameter is still too large, additional scraping may be performed in order to facilitate insertion, as long as the average pipe diameter is kept above minimum.

This is the preferred peeling method as it will remove the pipe surface evenly.

#### Rotational Scraper / Hand scraper



1. Rotational scraper



2. Hand scraper



3. Do not touch the scraped area with bare hands after scraping and cleaning

### Pipe rounding:

Electrofusion fittings are designed to work on a round pipe.  
Do not perform an electrofusion weld if the pipe does not meet the criteria defined below at the section where the EF fitting is to be welded.  
Use a pipe re-rounder if necessary to correct pipe ovality.

#### For pipe DN < 315

$d1 - d2 < 1.5\% \text{ DN or } < 3\text{mm}$  (whichever is the smallest value.)

#### For pipe DN $\geq$ 315

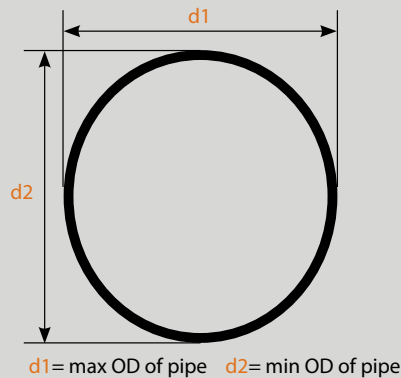
$d1 - d2 < 1\% \text{ DN or } < 5\text{mm}$  (whichever is the smallest value.)

It is extremely important to re-round the pipe

#### prior to the welding process.

In order to do so, measure the pipe diameter with a suitable measuring tool to find the maximum and minimum diameter points and calculate the difference between these diameters.

Pipe ovality (out of roundness) =  $d1 - d2$



### Clamping and alignment (fitting restraint):

Pipe movement during welding and cooling cycles might occur as well as sources of stress and strain that can be applied on the pipe/fitting assembly.

All electrofusion socket fittings (regardless of the manufacturer) must be clamped to the pipes in order to eliminate all mechanical stress in the welding zone.

### Example of clamping and alignment device



1. Misaligned pipes



2. Example of clamping and alignment device

## PLASSON SmartFuse Electrofusion System

---

### What Is PLASSON SmartFuse?

SmartFuse is PLASSON's smart welding recognition system. By using a compatible PFS electrofusion controller, this system enables a simple identification of the electrofusion fittings to be welded and their welding time. Connecting the controller red cable to the red terminal pin initiates the identification. The controller reads the value of the resistor located in the red terminal pin and allocates the nominated welding time. All that is left for the operator to do is compare the welding time shown on the controller screen to that on the barcode label and press the "start" button on the controller to start the welding process! Simple, safe and reliable.

### How Is This Done?

PLASSON electrofusion fittings are designed in a way that enables a single weld time in an ambient temperature range of -10°C up to +45°C. The weld energy will adjust "automatically" as function of the ambient temperature due to the metal coil electrical resistance which will change. At lower temperatures the coil resistance will decrease, resulting in higher energy applied to the weld, while at higher temperatures the energy will decrease.

### No Temperature Compensation

Other fittings in the market compensate for the change in ambient temperature by changing the welding time, a system called temperature compensation. Temperature compensation is achieved by a specially defined barcode label, which instructs the welding controller to increase or decrease the weld time as function of the ambient temperature measured by the controller. Such system relies on the legibility of the barcode, and an assumption that the temperature at the point at which it is read is identical to that at the pipe/fitting interface, which is not always the case. If the weld is performed without a barcode reading EF controller, the operator will need to estimate the temperature on site, read the temperature compensation tables correctly (if supplied and legible) and enter the new weld time into the controller. Such process relies on operator skill/judgment and as such, is open to human error.

## Electrofusion Control Unit

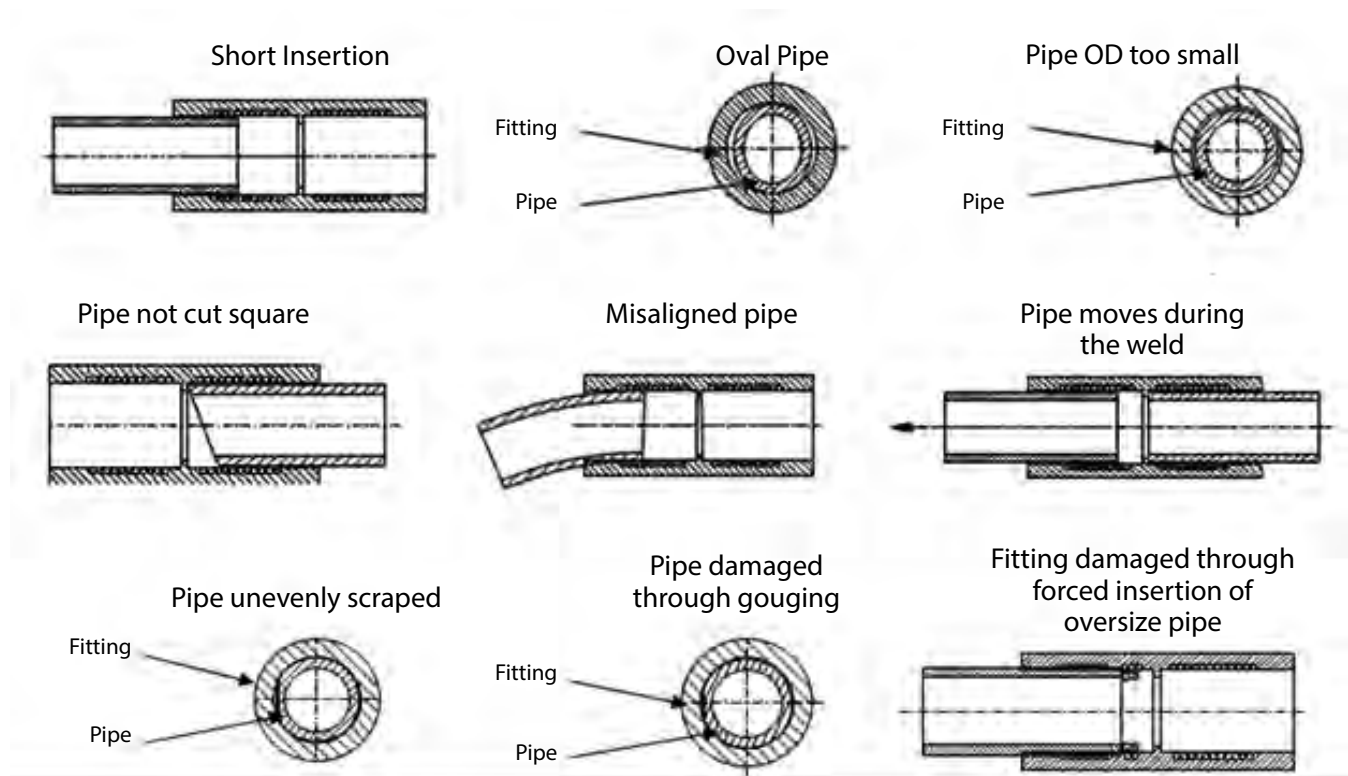
PF control boxes dynamically monitor the weld process when used with PLASSON ElectroFusion fittings.

- Dynamic monitoring - By continually monitoring the weld current, an electrofusion Control Unit will shut down if the current increases above the dynamic tolerance range, thereby avoiding the overheating and anti-oxidant depletion of PE materials which can adversely affect long-term weld integrity.
- Generator variability tolerance - PF control boxes are tolerant to generator variability as they accept a large voltage range and frequency variation.
- Numerous servicing centres for PF welding equipment are available.

### What can go wrong?

Without dynamic monitoring of a PLASSON Automatic Welding electrofusion Control Unit, faults may occur unnoticed during the weld process causing the fitting to fail once in general use. Common causes of this can be seen in the diagram below.

## Typical Electrofusion Welding Faults



### Please note:

PLASSON Automatic electrofusion Control Unit will not carry out this dynamic monitoring process on other manufacturers' fittings.





# POLYCODE

## **PolyCode 180** **New PolyCode 400**

- ✓ Welds PLASSON fittings
- ✓ Light
- ✓ Compact
- ✓ Bluetooth enabled for smartphones using PLASSON SmartFuse App
- ✓ Use App to automatically determine and record welding parameters
- ✓ Tough weather-proof carry case



## Control Boxes | Controladores Electrofusión

### Control Box Comparison Table

| Features                           | POLYCODE                     | SmartFuse                                    | Polymatic Plus   | PF PolyControl Plus V2.0                 |
|------------------------------------|------------------------------|--|--|--|
| Fitting size                       | 180mm/400mm                  | up to 355mm                                  | up to 800mm<br>(sizes above 355mm require cooling between welds) | Any size, continuous welding, no cooling |
| Welds                              | Any EF fittings              | PLASSON only (competitor allowance with App) | Any EF fittings  | Any EF fittings                          |
| Weld Tip Size                      | 4.0mm Universal              | 4.0mm Universal                              | 4.0mm Universal  | 4.0mm Universal                          |
| Bluetooth                          | Y                            | Y  | Y  | Y  |
| PLASSON SmartFuse Mode (Automatic) | Y                            | Y  | Y  | Y  |
| Manual Input of Welding Time       | N                            | N  | Y  | Y  |
| Welding Voltage                    | 8-48 V                       | 39.5V  | 8-48V  | 8-48V                                    |
| Output Current (Maximum)           | 75A (54A)                    | 60A (80A)                                    | 80A (110A)   | 90A (105A)                               |
| Data recording                     | Y                            | Y with app                                   | Y  | Y  |
| Multilingual Display Messages      | Y                            | Y  | Y  | Y  |
| Error messages in plain text       | Y                            | Y  | Y  | Y  |
| Adjustable display contrast        | Y                            | Y  | Y  | Y  |
| Dynamic process supervision        | Y                            | Y  | Y  | Y  |
| Auto software check                | Y                            | Y  | Y  | Y  |
| Resistance check                   | Y                            | Y  | Y  | Y  |
| Ramped start                       | Y                            | Y  | Y  | Y  |
| Service Message                    | After 200 Hours or 12 Months | After 200 Hours or 12 Months                 | After 200 Hours or 12 Months                                     | After 200 Hours or 12 Months             |
| Barcode reading capability         | Y with app                   | Y with app                                   | Y  | Y  |
| Fitting and Operator traceability  | Y with app                   | Y with app                                   | Y  | Y  |
| Earth Pin                          | 10A                          | 15A  | 15A  | 15A                                      |
| Active Cooling                     | N                            | N  | N  | Y  |

The electrofusion control units made by PF Schweißtechnologie GmbH provide the following features to increase the generator suitability:

- High tolerance for the input voltage
  - 190V to 300V at 230V nominal
  - 90V to 150V at 110V nominal
- High tolerance for the input frequency
  - 40Hz to 70Hz
- Display of current input voltage and frequency.
- Soft-Start for limitation of the generator load.

Despite these characteristics, the used generators must meet the following requirements and recommendations, in order to avoid damage to the electrofusion control unit.

This ensures that the internal monitoring functions of the control unit do not interrupt the welding process:

- Suitable for phase-angle control
- 230 V
  - No-load voltage adjustable between 240 V and 260 V
  - Output current of 18 A on one phase
  - For PolyControl: Better 21 A on one phase
- 110 V
  - No-load voltage adjustable between 120 V and 130 V
  - Output current of 36 A on one phase
- Stable output voltage and engine RPM even with rapidly changing load
- Synchronous generators with mechanical RPM control preferred
- Voltage peaks must not exceed 800 V



#### Extension lines

When using extension cables, it is essential that you also observe the information on the required conductor cross-sections and the maximum length. If you use cable drums, you must unwind them completely.

## Control Boxes Cont. | Características

### SmartFuse



**Attention!**

For welding of couplers in with a welding time of 900 s a stable and continuous supply voltage of 230 V is mandatory. When using a generator, it must be set to a no load voltage of between 240 V and 260 V.

**The electrofusion control units of type Monomatic, Monomatic (Bluetooth), Monomatic Data USB and Monomatic Data USB (Bluetooth) can only be used together with SmartFuse-capable fittings and couplers. Only couplers that have a welding time of 900 s or below can be welded.**

| Welding time of the fittings | Recommended generator output power                                     |
|------------------------------|--|
| 20 to 600 s                  | 3.2 kW   |
| 750 to 900 s                 | 4.5 kW (mechanically controlled)<br>5.0 kW (electronically controlled) |
| > 900 s                      | Not possible to weld   |
| Extension cord               | Conductor cross-section  |
| Up to 30 m                   | 3 × 1.5 mm <sup>2</sup>  |
| Up to 50 m                   | 3 × 2.5 mm <sup>2</sup> (for the entire length)                        |



### Polymatic Plus

Variants: All

Usage for dimensions from **20 to 630 mm** without limitation.

When working with dimensions from 630 mm on, longer cool-down times must be provided for because otherwise the device might show the "Device too hot" error message. In this case, it is necessary to let the electrofusion control unit cool down before putting it to use again.

| Dimension range of fittings | Recommended generator output power                                     |
|-----------------------------|--|
| 20 to 160 mm                | 3.2 kW   |
| 180 to 500 mm               | 4.5 kW (mechanically controlled)<br>5.0 kW (electronically controlled) |
| > 500 mm                    | 6.5 kW (mechanically controlled)<br>7.5 kW (electronically controlled) |
| Extension cord              | Conductor cross-section  |
| Up to 30 m                  | 3 × 1.5 mm <sup>2</sup>  |
| Up to 50 m                  | 3 × 2.5 mm <sup>2</sup> (for the entire length)                        |



## Control Boxes Cont. | Características

### PolyControl Plus V2.0 BT

Variants: All

Suitable without restriction for all coupler dimensions resp. PKS-systems that have a maximum continuous current consumption of **up to 85 A.**

| Dimension range of fittings | Recommended generator output power                                     |
|-----------------------------|--|
| 20 to 160 mm                | 3.2 kW   |
| 180 to 500 mm               | 4.5 kW (mechanically controlled)<br>5.0 kW (electronically controlled) |
| > 500 mm                    | 6.5 kW (mechanically controlled)<br>7.5 kW (electronically controlled) |
| Extension cord              | Conductor cross-section  |
| Up to 30 m                  | 3 × 2.5 mm <sup>2</sup>  |
| Up to 50 m                  | 3 × 4.0 mm <sup>2</sup> (for the entire length)                        |



### PolyCode 180 mm / 400 mm

Variants: All



**Attention!**

For welding of couplers in 180 mm a stable and continuous supply voltage of 230 V is mandatory. When using a generator, it must be set to a no load voltage of between 240 V and 260 V.

#### PolyCode 180 mm

| Dimension of coupler | Requirements   |
|----------------------|--|
| 16-140° mm           | Usable without additional restrictions.  |
| 160-180° mm          | Longer cool-down times must be provided because otherwise, the device might show the "Device too hot" error message. In this case, it is necessary to let the electrofusion control unit cool down before putting it to use again. |
| 180° mm (SmartFuse)  | Only couplers that have welding time of 400sec or below.   |
| Saddle (Barcode)     | Saddle with a heating coil resistance of >1°Ω and a welding time below 1300sec.  |
| 180° mm (Barcode)    | Only couplers that have a resistance of >0.6°Ω   |
| >180° mm             | Couplers >180°mm cannot be welded.   |

#### PolyCode 400 mm

| Dimension of coupler | Requirements  |
|----------------------|---|
| 16-400° mm           | Usable without additional restrictions.   |
| >400° mm             | When working with dimensions from 400°mm and up, longer cool-down times must be provided because otherwise, the device might show the "Device too hot" error message. In this case, it is necessary to let the electrofusion control unit cool down before putting it to use again. |

Before processing fittings in this dimension range, you have to check that the welding current demand of the fitting does not continuously exceed the output current of the device and that the maximum output current is not exceeded.

| Dimension range of fittings | Recommended generator output power |
|-----------------------------|------------------------------------|
| 20 to 75 mm                 | 2 kW                               |
| 90 mm and above             | 4 kW                               |
| Extension cord              | Conductor cross-section            |
| Up to 50 m                  | 3 × 1.5 mm <sup>2</sup>            |



## Electrofusion Control Boxes & Accessories | Accesorios para controladores Electrofusión

|                     |               |
|---------------------|---------------|
| POLYCODE            | 3m Fixed lead |
| SMARTFUZE           | 5m Lead       |
| Polymatic Plus      | 5m Lead       |
| PolyControl Plus V2 | 5m Lead       |



| Welding Cables for SmartFuse or Digimatic Universal | Code           |
|---|----------------|
| 5m Detachable Lead with universal terminals         | 29142.0610.032 |
| 10m Detachable Lead with universal terminals        | 29142.0611.005 |



| Welding Cables for Polymatic Plus USB with Universal (Reading Pen Sold Separately) | Code             |
|--|------------------|
| 5m Detachable Lead with 4.0 mm terminals   | 29142.0610.014   |
| 10m Detachable Lead with 4.0 mm terminals  | 29142.0611.016/1 |

**Smartfuse Adaptors - 29142.0200.006**



| Reading Pens                          | Code           |
|---------------------------------------|----------------|
| Reading Pen 2DL                       | 29142.0100.001 |
| Barcode Scanner Touch ID              | 29142.0120.004 |
| Barcode Scanner Touch ID for PolyCode | 29142.0120.003 |

| Transport Case  | Code           |
|---|----------------|
| Transport Case (Monomatic/ Digimatic/ Polymatic Plus) | 29141.2800.005 |

| Ruling and Marking                    | Code           |
|---------------------------------------|----------------|
| Magnetic Circular Pipe Ruler          | 29144.4402.001 |
| Pi-Meter 20-700mm with Vernier 0.1mm  | 29145.5003.001 |
| Pi-Meter 20-1200mm with Vernier 0.1mm | 29145.5003.000 |

| Marking Pens             | Code           |
|--------------------------|----------------|
| Marking pens broad white | 29145.3100.019 |



## Pipe Cutting | Cortadores de tuberías

| Secateur Pipe Cutter                           | Code           |
|--|----------------|
| Pipe Cutter up to 63mm (Single Hand)           | 29145.3000.007 |
| Pipe Cutter Spare Blade for 63mm (Single Hand) | 29145.3000.008 |
| Pipe Cutter up to 63mm (Two Hand Use)          | 29145.3000.001 |

| Rotational Pipe Cutter (S-Type)            | Code           |
|--|----------------|
| Rotational Pipe Cutter - 20 - 75mm         | 29145.3001.004 |
| Rotational Pipe Cutter Spare Blade 20-75mm | 29145.3001.005 |
| Rotational Pipe Cutter 50 - 140mm          | 29145.3001.001 |
| Rotational Pipe Cutter 90 - 160mm          | 29145.3001.002 |
| Spare Blade 140 / 160mm                    | 29145.3001.003 |

| Rotational Pipe Cutter          | Code             |
|---------------------------------|------------------|
| Rotational Pipe Cutter 32-125mm | 29144.4400.006 ■ |
| Rotational Pipe Cutter 90-315mm | 29144.4400.005 ■ |
| Rotational Pipe Cutter 63-225mm | 29144.4400.004 ■ |

| Rotary Circular Saws 230 V           | Code             |
|--------------------------------------|------------------|
| 250-500mm (Max. Cutting Depth 65mm)  | 29144.4401.002 ■ |
| 500-1200mm (Max. Cutting Depth 85mm) | 29144.4401.001 ■ |
| 180-400 mm (Max. Cutting Depth 38mm) | 29144.4401.005 ■ |



## Pipe Peeling | Rascadores de tuberías

| Hand Scraper                      | Code           |
|-----------------------------------|----------------|
| Hand Scraper - Small 1 1/2"       | 29145.3002.001 |
| Blades for Small Hand Scraper (2) | 29145.3002.002 |
| Hand Scraper - Large 2 1/2"       | 29145.3002.003 |
| Blades for Large Hand Scraper (2) | 29145.3002.004 |

| Rotational Peeling Tool<br>Peeling for Saddle and Coupler Installation | Code             |
|--|------------------|
| Rotational Peeling Tool 16-40mm  | 29144.4200.000/1 |
| Rotational Peeling Tool 20-63mm  | 29144.4200.001   |
| Rotational Peeling Tool 20-125mm                                       | 29144.4200.031   |
| Rotational Peeling Tool 90-315mm                                       | 29144.4200.033   |
| Rotational Peeling Tool 63-225mm                                       | 29144.4200.032   |

| U-Peeler<br>Peeling for Saddle and Coupler Installation | Code           |
|---|----------------|
| U-Peeler 63mm   | 29144.4800.063 |
| U-Peeler 75mm   | 29144.4800.075 |
| U-Peeler 90mm   | 29144.4800.090 |
| U-Peeler 110mm  | 29144.4800.110 |
| U-Peeler 125mm  | 29144.4800.125 |
| U-Peeler 140mm  | 29144.4800.140 |
| U-Peeler 160mm  | 29144.4800.160 |
| U-Peeler 180mm  | 29144.4800.180 |
| U-Peeler 200mm  | 29144.4800.200 |
| U-Peeler 225mm  | 29144.4800.225 |
| U-Peeler 250mm  | 29144.4800.250 |
| U-Peeler 280mm  | 29144.4800.280 |
| U-Peeler 315mm  | 29144.4800.315 |

| Pipe End Scraper Tool                             | Code             |
|---|------------------|
| Pipe End Scraper Tool 63-200mm                    | 29144.4200.015   |
| Pipe End Scraper Tool 90-315mm                    | 29144.4200.027   |
| Pipe End Scraper Tool 180-400mm                   | 29144.4200.016   |
| Pipe End Scraper tool 90-315mm (PE-X) with rails  | 29144.4200.027/1 |
| Pipe End Scraper tool 180-400mm (PE-X) with rails | 29144.4200.016/1 |

| Pipe End Peeler                 | Code           |
|---------------------------------|----------------|
| Pipe End Peeler 450-1000mm      | 29144.4200.300 |
| Pipe End Peeler 450-1000mm 230V | 29144.4200.301 |
| Pipe End Peeler 450-1000mm 110V | 29144.4200.302 |

| Mechanical Rotational End Peeler Tool<br>Battery Powered                                  | Code           |
|---|----------------|
| PLASSON Scraper Tool For Pipe Ends 20-75mm Incl. Cordless Drill BOSCH in Plastic Suitcase | 29144.4200S101 |



| Chain Peelers<br>Peeling for Saddle and Coupler Installation | Code  |
|--|---|
| Chain Peeler 110-400mm                                       | 29144.4200.013 <span style="color: red;">■</span>   |
| Chain Peeler 250-450mm                                       | 29144.4200.007 <span style="color: blue;">■</span>  |
| Chain Peeler 250-800mm                                       | 29144.4200.009                                      |
| Extension 900-1000mm for Rotational                          | 29144.4200.010                                      |
| Chain Peeler 400-800mm 230 V                                 | 29144.4200.036 <span style="color: green;">■</span> |
| Extension 900-1000mm for Electrical Chain Peeler             | 29144.4200.038 <span style="color: green;">■</span> |
| Chain Peeler 800-1200mm 230 V                                | 29144.4200.037                                      |
| Extension 1400-1600mm for Electrical Chain Peeler            | 29144.4200.039                                      |

| Powered Scrapers                          | Code   |
|---|--|
| Electrical Saddle Scraper (110V)          | 29144.4200.025 <span style="color: orange;">■</span> |
| Electrical Saddle Scraper (230V)          | 29144.4200.024 <span style="color: orange;">■</span> |
| Electrical Saddle Scraper Cordless (230V) | 29144.4200.026                                       |



# Battery Powered Chain Peeler

- ✓ Reduce pipe peeling time by almost 75%
- ✓ A new battery powered solution for the fast, more efficient and reliable preparation of large bore PE pipe for electrofusion welding.
- ✓ For use on 400-800mm pipe, with an optional extension kit to 1000mm, the PLASSON replaces hand powered tools to remove the oxidised and contaminated outer layer on PE pipe by peeling a consistent 0.2-0.3mm layer from the pipe surface. A version for pipe 800-1200mm is also available. It can be extended to 1600 mm by the optional extension kit.
- ✓ The chain peeler is designed to work with challenges of ovality, flatness and varying pipe wall thickness, resulting in very large reductions in coupler handling times.
- ✓ Supplied with two quick charge batteries.





# Rerounding Tools | Redondeadores | Two required - one rounding tool for each side of fitting.

| Rerounding Shell 32-63mm | Code           |
|--------------------------|----------------|
| 32-40mm                  | 29144.4602.006 |
| 50-63mm                  | 29144.4602.007 |

| Rounding Clamp 63-400mm | Code           |
|-------------------------|----------------|
| 63-180mm                | 29144.4602.005 |
| 110-250mm               | 29144.4602.003 |
| 180-315mm               | 29144.4602.004 |
| 250-400mm               | 29144.4602.009 |

| Rounding Pliers | Code           |
|-----------------|----------------|
| 32-40mm         | 29144.4602.016 |
| 50-63mm         | 29144.4602.015 |

| Rounding Rings 63-250mm | Code           |
|-------------------------|----------------|
| 63mm                    | 29145.3006.063 |
| 75mm                    | 29145.3006.075 |
| 90mm                    | 29145.3006.090 |
| 110mm                   | 29145.3006.110 |
| 125mm                   | 29145.3006.125 |
| 140mm                   | 29145.3006.140 |
| 160mm                   | 29145.3006.160 |
| 180mm                   | 29145.3006.180 |
| 200mm                   | 29145.3006.200 |
| 225mm                   | 29145.3006.225 |
| 250mm                   | 29145.3006.251 |

| Hydraulic Rounding Shell   315-400mm | Code           |
|--------------------------------------|----------------|
| Hydraulic Jack (315-400)             | 29145.3008.013 |
| Rounding Shell 315mm (without jack)  | 29145.3008.001 |
| Rounding Shell 355mm (without jack)  | 29145.3008.002 |
| Rounding Shell 400mm (without jack)  | 29145.3008.003 |

| Hydraulic Rounding Shell   450-630mm | Code           |
|--------------------------------------|----------------|
| Hydraulic Jack (450-630)             | 29145.3008.014 |
| Rounding Shell 450mm (without jack)  | 29145.3008.004 |
| Rounding Shell 500mm (without jack)  | 29145.3008.005 |
| Rounding Shell 560mm (without jack)  | 29145.3008.006 |
| Rounding Shell 630mm (without jack)  | 29145.3008.007 |

| Hydraulic Rounding Shell   710-900mm | Code           |
|--------------------------------------|----------------|
| Hydraulic Jack (710-900)             | 29145.3008.015 |
| Rounding Shell 710mm (without jack)  | 29145.3008.008 |
| Rounding Shell 800mm (without jack)  | 29145.3008.009 |
| Rounding Shell 900mm (without jack)  | 29145.3008.010 |

| Hydraulic Strap Rounder | Code           |
|-------------------------|----------------|
| 450-710mm               | 29144.4602.017 |
| Extension 800-1200mm    | 29144.4602.018 |
| 450-1200mm              | 29144.4602.019 |

\* Hydraulic Tool. Use with PE pipes 450-800mm (Max. SDR 11)

| EN259 Rounding Tool   450-1000mm | Code           |
|----------------------------------|----------------|
| 450-1000mm                       | 29144.4602.011 |



Rerounding Shell 315-900mm



Mechanical Rerounding Tool 450-1000mm

## Rerounding Tools Cont.

| Rerounding Shell 63-225mm          | Code             |
|------------------------------------|------------------|
| Used to round pipe after squeezing |                  |
| 63mm                               | 29145.3005.063 ■ |
| 75mm                               | 29145.3005.075 ■ |
| 90mm                               | 29145.3005.090 ■ |
| 110mm                              | 29145.3005.110 ■ |
| 125mm                              | 29145.3005.125   |
| 140mm                              | 29145.3005.140   |
| 160mm                              | 29145.3005.160   |
| 180mm                              | 29145.3005.180   |
| 200mm                              | 29145.3005.200   |
| 225mm                              | 29145.3005.225   |



## Squeeze Off Tools | Prensas / Obturadores

| Manual Squeeze Off Tool For Gas Pipes       | Code             |
|---|------------------|
| <b>16-32mm</b><br>(wall 3mm) and 40mm SDR11 | 29144.4100.013 ■ |



| Manual Squeeze Off Tool  | Code             |
|--|------------------|
| <b>20-63mm</b><br>Suits SDR11 16/20,25,32,40,50,63mm & SDR17 63mm<br>Squeeze off is affected by turning the handle in a clockwise direction.<br>Hydraulic operation. Metric limit plates set at 1.6t.<br>Safety stops to prevent creep. Springs return jack to park position after squeeze off. Integral safety valve. | 29144.4100.010 ■ |



| Hydraulic Squeeze Off Tool | Code |
|----------------------------|------|
|----------------------------|------|

|  |                |
|--|----------------|
| <b>63-90mm</b><br>Sizes: 63,75,90mm.<br>Hydraulic operation. Metric limit plates set at 1.6t.<br>Safety stops to prevent creep.<br>Springs return jack to park position after squeeze off.<br>Integral safety valve. | 29144.4100.006 |
|--|----------------|

|  |                  |
|--|------------------|
| <b>63-180mm</b><br>Suits 63-180mm SDR 11 & 17.<br>Sizes: 63,75,90,110,125,160,180mm. | 29144.4100.005 ■ |
|--|------------------|



|   |                |
|---|----------------|
| <b>63-200mm (Excl. 140mm)</b><br>Suits 63-200mm SDR 11 & 17 (incl. 2 complete stopper sets).<br>Sizes: 63,75,90,110,125,160,180 and 200mm.<br>Hydraulic operation. Metric limit plates set at 1.6t.<br>Safety stops to prevent creep. | 29144.4100.011 |
|---|----------------|

|   |                  |
|---|------------------|
| <b>75-200mm</b><br>Suits 75-200mm SDR 11 & 17.<br>Sizes:75,90,110,125,160,180 and 200mm.<br>Hydraulic operation. Metric limit plates set at 1.6t.<br>Safety stops to prevent creep. Springs return jack to park position after squeeze off. Integral safety valve.<br>Springs return jack to park position after squeeze off.<br>Integral safety valve. | 29144.4100.007 ■ |
|---|------------------|



## Pipe Cleaning | Limpiadores de tubería


| Cleaning Pads                 | Code           |
|-------------------------------|----------------|
| Tangit Detergent, 1 Liter     | 29145.2000.001 |
| 100 cleaning pads with tangit | 29145.2000.002 |

PLASSON Pipewipes ensure surfaces are clean before electrofusion jointing (scraping of pipe surface is still required). 120 sheets per canister.



## Pipe Clamping | Sujetadores

| Alignment Clamps   | Code           |
|--|----------------|
| <p><b>Pipe Clamp 16-63mm</b><br/>Adjustable to suit couplers, reducers, 22.5° 45° &amp; 90° elbows and tees. Promotes restraint during the electrofusion process. Infinitely variable grip clamps to suit any combination of sizes, 16-63mm. Quick tightening operation, lightweight &amp; easy to use.</p>    | 29144.4300.000 |
| <p><b>Pipe Clamp 32-110mm</b><br/>Adjustable to suit couplers, reducers, 22.5° 45° &amp; 90° elbows and tees. Promotes restraint during the electrofusion process. Infinitely variable grip clamps to suit any combination of sizes, 32-110mm. Quick tightening operation, lightweight &amp; easy to use.</p>  | 29144.4300.001 |
| <p><b>Pipe Clamp 63-225mm</b><br/>Adjustable to suit couplers, reducers, 22.5° 45° &amp; 90° elbows and tees. Promotes restraint during the electrofusion process. Infinitely variable grip clamps to suit any combination of sizes, 110-225mm. Quick tightening operation, lightweight &amp; easy to use.</p> | 29144.4300.009 |
| Strap Clamps   | Code           |
| <p>Used to prevent movement during the weld process. The PLASSON Strap Clamp, a convenient, flexible system for holding PE pipes steady during the electrofusion process. Does not assist with rerounding. For larger dimensions it is recommended to combine two or more Pipe Clamps (Strap Clamp).</p>       |                |
| <p><b>Strap Clamp 110-560mm</b><br/>4 pipe clamps, 2 base bars, angled adaptor 22.5°, 45°, 90° &amp; 180°</p>  | 29144.4300.023 |
| <p><b>Ball Joint</b><br/>Single Ball Joint</p>   | 29144.4301.001 |
| <p>Double Ball Joint</p>   | 29144.4301.002 |
| <p><b>Strap Clamp 250-800mm</b><br/>With 2 fixed clamps, 2 clamps required</p>   | 29144.4300.021 |
| <p><b>Strap Clamp 250-800mm Set</b><br/><b>Included in set:</b> 2 complete clamps each with a pulling clamp, a fixed clamp and pulling shoes for couplers. Allows you to pull the coupler over the pipe and the opposite pipe into the coupler to complete the insertion.</p>                                  | 29144.4300.026 |
| <p><b>Pipe Support</b><br/>Pipe support to 225mm</p>   | 29144.4601.003 |



## Specialized Installation Tooling For PLASSON Products | Sujetadores para la instalación de productos PLASSON

| Waste Water Saddle Installation Tools  | Code             |
|--|------------------|
| <b>Waste Water Clamping &amp; Cutting Tool Set 110</b><br>110mm X 45Deg fixed outlet saddle clamp kit.<br>Mains pipe sizes DN160-DN315 Includes:<br>- Saddle clamp unit<br>- Coupon removal tool.<br>Drill not included. | 29144.4703.001 ■ |
| <b>Tool for Waste Water Saddle 160</b><br>160mm Flexible Outlet Saddle Clamp Kit.<br>Main pipe sizes DN225-DN560 Includes:<br>- Saddle clamp unit<br>- Core drill kit  | 29144.4700.001 ■ |

| Tension belt for Flex Restraint              | Code           |
|--|----------------|
| Flex Restraint installation clamp (160-1200) | 29144.4704.002 |

| Clamping Tool For Sensor Adaptor                            | Code           |
|---|----------------|
| Clamping Tool For Sensor Adaptor DN110-DN1200               | 29144.4706K000 |
| Clamping Tool For Sensor Adaptor DN110-DN1200 without strap | 29144.4706K001 |



Sujetadores para la instalación de tomas

# Large Bore Saddles Installation Tools | Sujetadores para la instalación de tomas simples/bridadas de gran diámetro / Ramales PLASSON

**To install a PLASSON Large Bore Saddle the following are required:**

1. A Clamp Kit to suit the outlet size of the saddle.
2. A Strap Kit for outlet sizes DN200 - DN400.
3. A Core Cutter to core the saddle after welding.
4. A Drill/Motor to operate the Core Cutter.

| Clamp Kits  | Code             |
|---|------------------|
| <b>Saddle outlets DN90 - DN160 Includes:</b><br>- Splittable Plates: DN90, 110, 125 & 160<br>- Pressure Test Spigot Removal Tool<br>- Straps<br>- Rounding Ring<br>- Transport Case   | 29144.4701.003 ■ |
| <b>Saddle outlet DN200/DN180 - Includes:</b><br>- Splittable Plate: DN200/DN180<br>- Rounding Ring<br>- Transport Case<br>- Strap kit required  | 29144.4701.201 ■ |
| <b>Saddle outlet DN225/DN250 - Includes:</b><br>- Splittable Plate: DN250<br>- Rounding Ring<br>- Transport Case<br>- Strap kit required<br>- Rerounding adaptor required for DN225 201 2043  | 29144.4701.251 ■ |
| <b>Saddle outlet DN 315/DN 280 - Includes:</b><br>- Splittable Plate: DN 315/DN 280<br>- Transport Case<br>- Strap kit required<br>- Pressing plate   | 29144.4701.315   |
| <b>Saddle outlet DN 400/DN355 - Includes:</b><br>- Splittable Plate: DN 400/DN355<br>- Transport Case<br>- Strap kit required<br>- pressing plate   | 29144.4701.400   |
| Strap Kit   | Code             |
| <b>Suitcase with straps and ratchets for PLASSON saddle clamp for xl, xxl plates outlets 180-400, pipes 315-1200:</b><br>- 3x Straps<br>- 3x Ratchets<br>- Torque wrench<br>- Pressure Test Spigot Removal Tool<br>- Transport Case | 29144.4701.009   |
| Rounding Adaptor  | Code             |
| DN250 to DN225 Rerounding Adaptor<br>- Use with clamp kit   | 29141.4701.058   |
| Support Bar   | Code             |
| Support Bar for Large Bore Repair Saddle<br>DN250 – DN900<br>Use in conjunction with DN160 Saddle Outlet Kit  | 29142.4701.071   |
| Saddle Pressing Tool  | Code             |
| Pressing Tool 225mm/SDR17 for lightFit Saddle   | 29142.4701.066   |
| Saddle Clamping Tool  | Code             |
| Clamping Plate 225mm/SDR17 Splittable, for LightFit Saddle  | 29142.4701.226   |




## Large Bore Saddles Installation Tools Cont.

| Core Cutters   | Code           |
|--|----------------|
| <b>Saddle outlet DN90 - DN160 - Includes:</b><br>1x 2"<br>1x DN90 core cutter<br>1x DN110 core cutter<br>1x DN125 core cutter<br>1x DN160 core cutter<br>1x Centre Drill<br>1x Drill chuck connector<br>1x Connector for SDS-Plus<br>1x Transport Case | 29144.4702.003 |
| <b>Saddle outlet DN180, SDR11</b><br>DN180 Core Cutter, Borehole 143mm<br>Includes Drill Adaptor and Case  | 29144.4702.143 |
| <b>Saddle outlet DN200, SDR11</b><br>DN200 Core Cutter, Borehole 159mm<br>Includes Drill Adaptor and Case  | 29144.4702.159 |
| <b>Saddle outlet DN225, SDR11</b><br>DN225 Core Cutter, Borehole 179mm<br>Includes Drill Adaptor and Case  | 29144.4702.179 |
| <b>Saddle outlet DN250, SDR11</b><br>DN250 Core Cutter, Borehole 199mm<br>Includes Drill Adaptor and Case  | 29144.4702.199 |
| <b>Saddle outlet DN315, SDR11</b><br>DN315 Core Cutter, Borehole 251mm<br>Includes Drill Adaptor and Case  | 29144.4702.251 |
| <b>Saddle outlet DN355, SDR11</b><br>DN355 Core Cutter, Borehole 283mm<br>Includes Drill Adaptor and Case  | 29144.4702.283 |
| <b>Saddle outlet DN400, SDR11</b><br>DN400 Core Cutter, Borehole 319mm<br>Includes Drill Adaptor and Case  | 29144.4702.319 |



| Pressure Test Pump   | Code           |
|--|----------------|
| <b>Pressure test pump</b><br>with adapter for PLASSON large bore saddles | 29144.4701.005 |



## Tools for Drilling | Herramientas para perforación de tomas simples/bridadas de gran diámetro/Ramales PLASSON

Saddles with outlets DN90 – DN225 use a hand operated drill.

Saddles with a DN250 outlet can use either a hand operated drill or a motor mounting clamp and motor.

Saddles with outlets DN315 - DN400 use a motor mounting clamp and motor.

The same motor can be used on all outlets.

| Drills - Motor                      | Code           |
|-------------------------------------|----------------|
| DN90 - DN250 Outlets. BE75-X3 Quick | 29144.4702.999 |

| Saddle Drilling Equipment | Code |
|---------------------------|------|
|---------------------------|------|

A complete tool consists of: Basic kit, clamping ring and core cutter.  
So, the user must choose the components he needs when he orders.

|                         |                |
|-------------------------|----------------|
| Basic Kit               | 29144.4702.911 |
| Clamping Ring DN250     | 29142.4702.030 |
| Clamping Ring DN280     | 29142.4702.035 |
| Clamping Ring DN315     | 29142.4702.029 |
| Clamping Ring DN355     | 29142.4702.034 |
| Clamping Ring DN400     | 29142.4702.028 |
| Core cutter DN250 SDR11 | 29141.4704P199 |
| Core cutter DN280 SDR11 | 29141.4704P233 |
| Core cutter DN315 SDR11 | 29141.4704P251 |
| Core cutter DN355 SDR11 | 29141.4704P283 |
| Core cutter DN400 SDR11 | 29141.4704P319 |



## Hot Tapping Tool | Herramientas para tomas en carga de grandes diámetros


| Hot Tapping  | Code            |
|--|-----------------|
| Core cutter 250mm  | 29141.4704P199  |
| Core cutter 280mm  | 29141.4704P233  |
| Core cutter 315mm  | 29141.4704P251  |
| Core cutter 355mm  | 29141.4704P283  |
| Core cutter 400mm  | 29141.4704P319  |
| Hot Tapping Tool ISO Flange DN150 with 230V Motor                                    | 29144.4705.001  |
| Hot Tapping Tool ISO Flange DN150 with 110V Motor                                    | 29144.4705.002  |
| Hot Tapping Tool ISO Flange DN150 with 230V Hydraulic Motor excluding hydraulic pump | 29144.4705.H001 |
| Hydraulic Pump with Gasoline Engine  | 29142.4705.300  |

The tools consists of Motor, Pressure compartment, an Adapter (if necessary) and a core cutter. All components must be ordered separately:

|                        |                |
|------------------------|----------------|
| PN16 Compartment DN150 | 29142.4705.001 |
| PN16 Compartment DN200 | 29142.4705.006 |
| PN16 Compartment DN250 | 29142.4705.002 |
| PN16 Compartment DN300 | 29142.4705.007 |
| PN16 Compartment DN400 | 29142.4705.004 |
| Adapter DN150 -> DN100 | 29142.4705.100 |
| Adapter DN150 -> DN80  | 29142.4705.101 |



# Hot Tapping Tool for Large Bore Saddles



Contact PLASSON for more information





# Take good care of your PLASSON control box



It is recommended that control boxes are serviced every 12 months or 200 hours of operation

Frequent servicing of your control box reduces the risk of operational problems interrupting the work flow and costing you money.

**A standard service includes:**

- Recalibration
- Installation of latest software
- Inspection and testing of all components
- Calibration Certificate

E-mail: [sales@PLASSON.com](mailto:sales@PLASSON.com) [www.flowsolutions.PLASSON.com](http://www.flowsolutions.PLASSON.com)





The logo consists of a red square containing a white icon of a water tap or faucet, followed by the word "PLASSON" in white, uppercase, sans-serif font.

**PLASSON**

# **SERIES 1 FITTINGS**

## PLASSON Series 1

**PLASSON Series 1** - The range of innovative fittings created by PLASSON, market leader in design and manufacture of reliable fittings for polyethylene pipe systems.

**PLASSON Series 1** - Fittings provide dedicated solutions for connecting PE pipe to various other pipe materials, such as Copper, Polybutylene, PVC and PEX.

**PLASSON Series 1** - Push fittings are designed to withstand 16 bar pressure rating. Inserting the pipe up to the fitting stop creates both the seal and the grip on the pipe.

**PLASSON Series 1** - Compact and attractive design makes this fitting ideal for the plumbing market, where space is limited and appearance is crucial. Simplicity of assembly makes both the professional and occasional user's job easier while retaining the PLASSON reliability.

The combination of PLASSON's current fitting range and the new Series 1 fulfill the requirements of all markets for PE pipe connections and connections to other pipe materials.

### PLASSON Series 1 features and benefits include:

- Aesthetically designed product - gives a professional finish to the job
- Assembly tools not required - simple push fit assembly
- Compact size - can be assembled in confined spaces
- Instant seal and integrity of joint - captive seal and no nuts to tighten
- Full end load performance - no need to restrain joints
- Transition from PE to internal plumbing systems - Copper, PB, PVC and PEX accommodated in one fitting
- 50 year design life - provides total reliability
- Tamper resistant design - ensures system integrity
- Reduced stock shelf space

# Technical Specifications

## Materials

### Compression Fittings

Body: Polypropylene, high grade copolymer

Nut: High Grade Polypropylene

Split Ring and Grip Ring: Acetal (POM)

Liner: Acetal (POM)

Seal: Nitrile rubber (NBR)

Reinforcing Ring: Stainless steel on all female offtakes from 1 1/4" up to 2"

### Threaded Fittings

Body: Polypropylene, high grade copolymer

Reinforcing Ring: Stainless steel

Brass Threads: CW617

## Operating Temperatures

The fittings are not to be used with hot water, although they withstand the same temperature as the polyethylene pipe itself.

The fittings will withstand sub-zero temperatures.

## Chemical Resistance

PLASSON fittings are supplied, as standard, with polyacetal split and grip rings and NBR seals which are suitable for water.

## Operating Pressures and Quality Certificates

PLASSON fittings sizes 20-63 are tested and approved for water according to ISO 17885 (replaced 14236) to PN16.

## Threads

Threads marked "R", "Rp" and "Rc" are according to ISO 7-1.

Threads marked "G" are according to ISO 228.

### Legend

|    |                  |
|----|------------------|
| UB | Units per bag    |
| UC | Units per carton |
| W  | Weight in grams  |

The units per bag in this catalogue are the default figures, other figures might be applicable to certain markets.

## Note

Before installation, ensure that the end of the pipe to be inserted into the fitting is free of scratches and other imperfections and that both the pipe and the fitting itself are free of sand, mud, stones, etc. If fittings are reused, ensure that split ring and grip ring teeth are sharp and bite into the pipe, to avoid pullouts. If uncertain, replace the split ring and grip ring.

Pull out resistance of PVC Adaptors and Universal Adaptors has been approved by pressure testing UPVC/PP pipe assemblies at 25 bar operating pressure for at least 1 hour.

Note: We strongly recommend the use of PTFE tape in threaded connections.

For diameters 40mm and above, chamfering and lubrication of the pipe end will ease insertion (use silicone lubricant).

## PLASSON Series 1

### 100100

Page 200 | Coupler



### 176100

Page 200 | Universal Slip Repair Coupler



### 176100/1761Q0

Page 200 | Slip Repair Coupler



### 101100

Page 201 | Reducing Coupler



### 101200

Page 201 | End Plug



### 100200

Page 202 | Male Adaptor



### 100300

Page 202 | Female Adaptor



### 1003G0

Page 203 | Female Adaptor G Thread



### 1001C0

Page 203 | Copper Pipe Adaptor



### 1002C7

Page 203 | Copper Pipe Male Adaptor



### 1003C7

Page 204 | Female Copper Adaptor



### 10017U

Page 204 | Universal Adaptor



### 1001Q0

Page 204 | PE to PVC Pipe Adaptor



### 1001QQ

Page 205 | Coupling for PVC Pipe



### 1001M6

Page 205 | Coupler Metric to Imperial (IPS)



### 10N200

Page 207 | PA Male Adaptor



### 10N2G0

Page 207 | PA Male G Adaptor



### 107200

Page 208 | Male Adaptor with Threaded Brass Offtake



**1072G0**

Page 208

Male Adaptor with Threaded Brass "G" Offtake



**107300**

Page 209

Female Adaptor with Threaded Brass Offtake



**1073G0**

Page 209

Female Adaptor with Threaded G\* Brass Offtake



**1073F0**

Page 210

Female Brass Free Nut Transition



**100400**

Page 210

90° Tee



**103400**

Page 211

90° Reducing Tee



**101400**

Page 211

90° Tee with Threaded Female Offtake



**100500**

Page 212

90° Elbow



**100600**

Page 212

45° Elbow



**107500**

Page 213

Wall Plate Elbow



**105100**

Page 213

90° Reducing Elbow



**1005M6**

Page 214

90° Elbow Metric to Imperial (IPS)



**108500**

Page 214

90° Elbow with Threaded Male Offtake



**104500**

Page 215

45° Elbow with Threaded Male Offtake



**101500**

Page 215

90° Elbow with Threaded Female Offtake



**107700**

Page 216

90° Elbow with Threaded Brass Male Offtake



**107600**

Page 216

90° Elbow with Threaded Brass Female Offtake



**1076F0**

Page 217

90° Elbow Female Brass Free Nut Transition



**037100**

Page 219 | PA Ball Valve Series 1 x Series 1



**0371002**

Page 219 | PA Ball Valve Series 1 x Male



**0371003**

Page 220 | PA Ball Valve Series 1 x Female



**0371016**

Page 220 | PA Ball Valve Series 1 x Free Nut



**034100**

Page 220 | Compression Stoptap



**0341C0**

Page 221 | Stoptap - Copper Pipe Adaptor



**0358916**

Page 221 | Free Nut Union for Water Meter



**0358917**

Page 221 | Free Nut Adaptor with Check Valve



**109900**

Page 222 | PLASSON Series 1 Wrench



**189600**

Page 222 | Chamfer Tool for PE Pipes



**100040**

Page 222 | Nut



**100020**

Page 223 | NBR O-Ring



**10002D**

Page 223 | EPDM O-Ring



**100029**

Page 223 | NBR Shaped Seal



**10002D9**

Page 224 | EPDM Shaped Seal



**100030**

Page 224 | Split Ring



**100080**

Page 224 | Grip Ring




**1091Q0**

Page 225 | PVC Pipe Adaptor Kit





Page 226 | Installation Instructions



Page 226 | Disassembly



Page 227 | Assembly Instructions  
PVC Pipe Kit



Page 228 | PLASSON Universal  
Slip Repair Coupler  
Assembly Instruction



## G-PLASS Fittings

**150100**

Page 230 | Coupler



**151100**

Page 230 | Reducing Coupler



**150600**

Page 230 | 45° Elbow



**150500**

Page 231 | 90° Elbow



**150400**

Page 231 | 90° Tee



**153400**

Page 231 | 90° Reducing Tee



**150200**

Page 232 | Male Adaptor



**157200**

Page 232 | Male Adaptor with  
Threaded Brass Offtake



**151200**

Page 232 | End Cap Body for Gas



**159511**

Page 233 | G-PLASS Liner



**150040**

Page 233 | G-PLASS Nut



**150030**

Page 233 | G-PLASS Split Ring



**150020**

Page 234 | G-PLASS O-Ring/  
Shaped Seal



## 159900

Page 234

G-PLASS Wrench



## 159600

Page 234

G-PLASS Integral Chamfer Tool




Page 235-236

Gplass Installation Instructions





# UNIVERSAL SLIP REPAIR COUPLING



**SLIDE  
N'SEAL**



|             |             |            |             |             |             |             |
|-------------|-------------|------------|-------------|-------------|-------------|-------------|
| PN16        | PN16        | PN16       | PN16        | PN16        | PN16        | PN16        |
| 14-18mm     | 19-22mm     | 24-28mm    | 31-35mm     | 40-43mm     | 48-51mm     | 60-64mm     |
| 0.55"-0.71" | 0.74"-0.88" | 0.94"-1.1" | 1.22"-1.37" | 1.57"-1.69" | 1.89"-2.00" | 2.36"-2.52" |

**TYPICAL PIPES:**

|      |      |        |        |      |
|------|------|--------|--------|------|
| 25mm | 32mm | 40mm   | 50mm   | 63mm |
| 3/4" | 1"   | 1 1/4" | 1 1/2" | 2"   |

*Pull-Out Resistant*

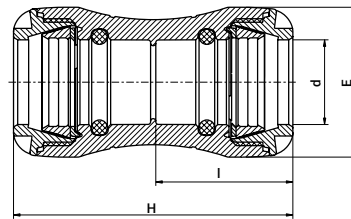
- Suits a variety of plastic and metal pipe materials
- Each fitting designed to fit a wide range of diameters
- Zero force pipe insertion – can slide freely back and forth
- Thick o-ring seal – compensates for poor pipe quality
- Long sealing area – can bridge over damaged section or gap between pipes
- Total reliability - PN16, 50 year design life



For further information regarding dimensions, suitable pipes and assembly instructions please scan the code.

## Coupler

100100

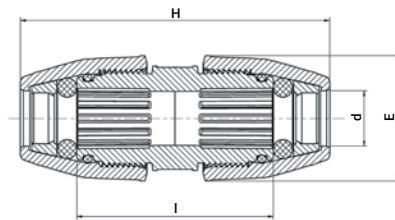


| Product Code | Size d | E   | H   | I  | UB | UC  | W   |
|--------------|--------|-----|-----|----|----|-----|-----|
| 100100020    | 20     | 41  | 92  | 45 | 1  | 320 | 64  |
| 100100025    | 25     | 47  | 98  | 48 | 1  | 250 | 80  |
| 100100032    | 32     | 58  | 108 | 53 | 1  | 150 | 126 |
| 100100040    | 40     | 70  | 142 | 70 | 1  | 90  | 256 |
| 100100050    | 50     | 85  | 158 | 78 | 1  | 55  | 369 |
| 100100063    | 63     | 103 | 183 | 90 | 1  | 30  | 620 |

## Universal Slip Repair Coupler

**NEW!**

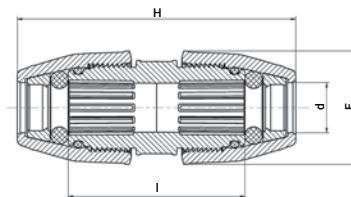
176100



| Product Code | Size d | E   | H   | I   | UB | UC  | W    |
|--------------|--------|-----|-----|-----|----|-----|------|
| 176100014018 | 14-18  | 54  | 180 | 119 | 1  | 120 | 220  |
| 176100019022 | 19-22  | 58  | 180 | 119 | 1  | 90  | 250  |
| 176100024028 | 24-28  | 66  | 200 | 133 | 1  | 56  | 345  |
| 176100031035 | 31-35  | 76  | 210 | 143 | 1  | 40  | 467  |
| 176100040043 | 40-43  | 89  | 250 | 151 | 1  | 30  | 717  |
| 176100048051 | 48-51  | 101 | 270 | 158 | 1  | 20  | 968  |
| 176100060064 | 60-64  | 120 | 310 | 176 | 1  | 10  | 1517 |

## Slip Repair Coupler

176100/1761Q0\*

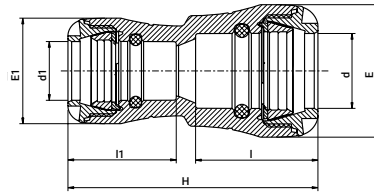


| Product Code | Size d | E  | H   | I  | UB | UC  | W   |
|--------------|--------|----|-----|----|----|-----|-----|
| 1761Q0025    | 25     | 60 | 150 | 94 | 5  | 100 | 182 |
| 1761Q0032    | 32     | 68 | 160 | 96 | 5  | 80  | 238 |

\* Split ring with metal teeth for wide range of plastic pipes

## Reducing Coupler

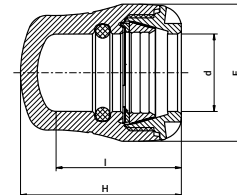
101100



| Product Code | Size d x d1 | E   | H   | I  | l1 | E1 | UB | UC  | W   |
|--------------|-------------|-----|-----|----|----|----|----|-----|-----|
| 101100025020 | 25 x 20     | 47  | 100 | 48 | 45 | 41 | 1  | 250 | 75  |
| 101100032020 | 32 x 20     | 58  | 106 | 54 | 45 | 41 | 1  | 200 | 95  |
| 101100032025 | 32 x 25     | 58  | 110 | 54 | 48 | 47 | 1  | 200 | 109 |
| 101100040025 | 40 x 25     | 70  | 137 | 71 | 51 | 58 | 1  | 130 | 182 |
| 101100040032 | 40 x 32     | 70  | 139 | 71 | 55 | 58 | 1  | 100 | 196 |
| 101100050025 | 50 x 25     | 85  | 151 | 79 | 46 | 47 | 1  | 80  | 262 |
| 101100050032 | 50 x 32     | 85  | 151 | 79 | 55 | 58 | 1  | 75  | 285 |
| 101100050040 | 50 x 40     | 85  | 165 | 77 | 53 | 58 | 1  | 65  | 326 |
| 101100063032 | 63 x 32     | 103 | 170 | 91 | 55 | 58 | 1  | 45  | 446 |
| 101100063040 | 63 x 40     | 103 | 184 | 91 | 72 | 70 | 1  | 40  | 485 |
| 101100063050 | 63 x 50     | 103 | 187 | 91 | 81 | 85 | 1  | 35  | 542 |

## End Plug

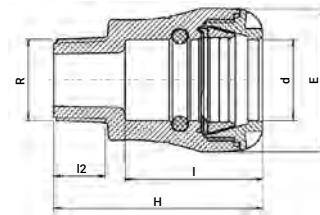
101200



| Product Code | Size d | E   | H   | I  | UB | UC  | W   |
|--------------|--------|-----|-----|----|----|-----|-----|
| 101200020    | 20     | 41  | 56  | 45 | 1  | 420 | 39  |
| 101200025    | 25     | 47  | 60  | 48 | 1  | 380 | 50  |
| 101200032    | 32     | 58  | 68  | 53 | 1  | 280 | 82  |
| 101200040    | 40     | 70  | 90  | 71 | 1  | 150 | 146 |
| 101200050    | 50     | 85  | 102 | 79 | 1  | 100 | 229 |
| 101200063    | 63     | 103 | 117 | 91 | 1  | 55  | 379 |

# Male Adaptor

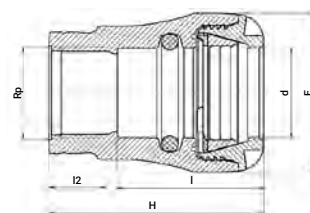
100200



| Product Code | Size d x R  | E   | H   | I  | I2 | UB | UC  | W   |
|--------------|-------------|-----|-----|----|----|----|-----|-----|
| 100200020005 | 20 x 1/2"   | 41  | 70  | 45 | 16 | 1  | 400 | 41  |
| 100200020007 | 20 x 3/4"   | 41  | 71  | 45 | 17 | 1  | 380 | 41  |
| 100200025005 | 25 x 1/2"   | 47  | 75  | 48 | 16 | 1  | 380 | 52  |
| 100200025007 | 25 x 3/4"   | 47  | 76  | 48 | 17 | 1  | 350 | 52  |
| 100200025010 | 25 x 1"     | 47  | 78  | 48 | 19 | 1  | 320 | 55  |
| 100200032007 | 32 x 3/4"   | 58  | 82  | 55 | 17 | 1  | 250 | 83  |
| 100200032010 | 32 x 1"     | 58  | 84  | 55 | 19 | 1  | 250 | 86  |
| 100200032013 | 32 x 1 1/4" | 58  | 86  | 55 | 21 | 1  | 250 | 90  |
| 100200032015 | 32 x 1 1/2" | 58  | 86  | 55 | 21 | 1  | 250 | 94  |
| 100200032020 | 32 x 2"     | 58  | 97  | 55 | 25 | 1  | 180 | 138 |
| 100200040010 | 40 x 1"     | 70  | 104 | 73 | 19 | 1  | 140 | 145 |
| 100200040013 | 40 x 1 1/4" | 70  | 106 | 73 | 21 | 1  | 135 | 149 |
| 100200040015 | 40 x 1 1/2" | 70  | 106 | 73 | 21 | 1  | 130 | 152 |
| 100200040020 | 40 x 2"     | 70  | 110 | 73 | 25 | 1  | 130 | 161 |
| 100200050010 | 50 x 1"     | 85  | 125 | 78 | 19 | 1  | 90  | 238 |
| 100200050013 | 50 x 1 1/4" | 85  | 122 | 78 | 21 | 1  | 90  | 234 |
| 100200050015 | 50 x 1 1/2" | 85  | 114 | 81 | 21 | 1  | 90  | 226 |
| 100200050020 | 50 x 2"     | 85  | 118 | 81 | 25 | 1  | 85  | 232 |
| 100200063015 | 63 x 1 1/2" | 103 | 125 | 92 | 19 | 1  | 50  | 377 |
| 100200063020 | 63 x 2"     | 103 | 129 | 92 | 25 | 1  | 50  | 367 |

# Female Adaptor

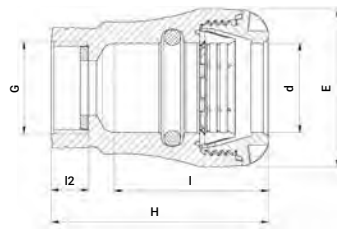
100300



| Product Code | Size d x Rp | E   | H   | I  | I2 | UB | UC  | W   |
|--------------|-------------|-----|-----|----|----|----|-----|-----|
| 100300020005 | 20 x 1/2"   | 41  | 67  | 45 | 17 | 1  | 400 | 43  |
| 100300020007 | 20 x 3/4"   | 41  | 71  | 45 | 18 | 1  | 400 | 45  |
| 100300025005 | 25 x 1/2"   | 47  | 70  | 48 | 17 | 1  | 380 | 52  |
| 100300025007 | 25 x 3/4"   | 47  | 71  | 48 | 18 | 1  | 350 | 52  |
| 100300025010 | 25 x 1"     | 47  | 80  | 48 | 21 | 1  | 350 | 60  |
| 100300032007 | 32 x 3/4"   | 58  | 77  | 54 | 18 | 1  | 250 | 78  |
| 100300032010 | 32 x 1"     | 58  | 79  | 54 | 21 | 1  | 250 | 81  |
| 100300032013 | 32 x 1 1/4" | 58  | 90  | 54 | 24 | 1  | 200 | 112 |
| 100300032015 | 32 x 1 1/2" | 58  | 95  | 54 | 24 | 1  | 140 | 123 |
| 100300040010 | 40 x 1"     | 70  | 97  | 70 | 21 | 1  | 140 | 153 |
| 100300040013 | 40 x 1 1/4" | 70  | 100 | 70 | 24 | 1  | 135 | 171 |
| 100300040015 | 40 x 1 1/2" | 70  | 103 | 70 | 24 | 1  | 130 | 171 |
| 100300050013 | 50 x 1 1/4" | 85  | 110 | 78 | 24 | 1  | 90  | 241 |
| 100300050015 | 50 x 1 1/2" | 85  | 110 | 78 | 24 | 1  | 90  | 247 |
| 100300050020 | 50 x 2"     | 85  | 118 | 78 | 29 | 1  | 80  | 252 |
| 100300063015 | 63 x 1 1/2" | 103 | 125 | 90 | 24 | 1  | 50  | 378 |
| 100300063020 | 63 x 2"     | 103 | 129 | 90 | 29 | 1  | 45  | 379 |

## Female Adaptor G Thread

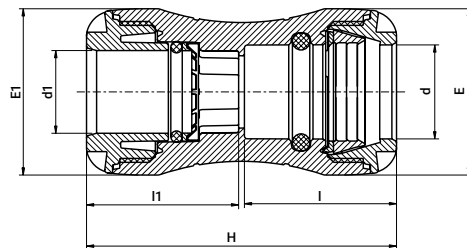
1003G0



| Product Code | Size d x G  | E   | H   | I  | I2 | UB | UC  | W   |
|--------------|-------------|-----|-----|----|----|----|-----|-----|
| 1003G0025007 | 25 x 3/4"   | 47  | 71  | 48 | 12 | 1  | 280 | 53  |
| 1003G0025010 | 25 x 1"     | 47  | 80  | 48 | 14 | 1  | 260 | 63  |
| 1003G0032007 | 32 x 3/4"   | 58  | 76  | 54 | 12 | 1  | 200 | 79  |
| 1003G0032010 | 32 x 1"     | 58  | 79  | 54 | 14 | 1  | 200 | 83  |
| 1003G0032013 | 32 x 1 1/4" | 58  | 90  | 64 | 19 | 1  | 200 | 105 |
| 1003G0032015 | 32 x 1 1/2" | 64  | 95  | 67 | 19 | 1  | 180 | 105 |
| 1003G0040013 | 40 x 1 1/4" | 70  | 100 | 74 | 19 | 1  | 135 | 135 |
| 1003G0040015 | 40 x 1 1/2" | 70  | 103 | 70 | 19 | 1  | 130 | 173 |
| 1003G0050015 | 50 x 1 1/2" | 85  | 110 | 78 | 19 | 1  | 90  | 252 |
| 1003G0050020 | 50 x 2"     | 85  | 118 | 89 | 23 | 1  | 80  | 260 |
| 1003G0063015 | 63 x 1 1/2" | 103 | 125 | 90 | 19 | 1  | 50  | 260 |
| 1003G0063020 | 63 x 2"     | 103 | 129 | 95 | 23 | 1  | 50  | 383 |

## Copper Pipe Adaptor

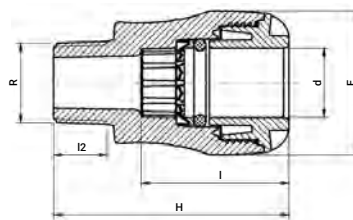
1001C0



| Product Code | Size d x d1 | E  | H   | I  | I1 | E1 | UB | UC  | W   |
|--------------|-------------|----|-----|----|----|----|----|-----|-----|
| 1001C0020015 | 20 x 15     | 41 | 92  | 45 | 45 | 41 | 1  | 320 | 68  |
| 1001C0025015 | 25 x 15     | 47 | 100 | 48 | 46 | 41 | 1  | 250 | 79  |
| 1001C0025022 | 25 x 22     | 47 | 98  | 48 | 48 | 47 | 1  | 220 | 81  |
| 1001C0032028 | 32 x 28     | 58 | 108 | 53 | 53 | 58 | 1  | 150 | 131 |
| 1001C0040028 | 40 x 28     | 70 | 139 | 71 | 55 | 58 | 1  | 100 | 203 |

## Copper Pipe Male Adaptor

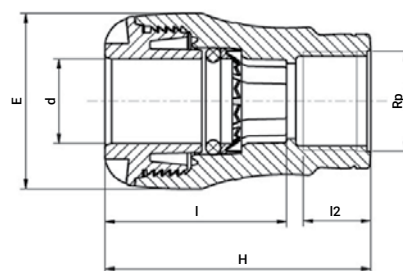
1002C7



| Product Code | Size d x R | E  | H  | I  | I2 | UB | UC  | W  |
|--------------|------------|----|----|----|----|----|-----|----|
| 1002C7015007 | 15 x 3/4"  | 41 | 71 | 45 | 17 | 1  | 300 | 47 |
| 1002C7022007 | 22 x 3/4"  | 47 | 76 | 48 | 17 | 1  | 300 | 51 |
| 1002C7028010 | 28 x 1"    | 58 | 84 | 55 | 19 | 1  | 180 | 91 |

## Female Copper Adaptor

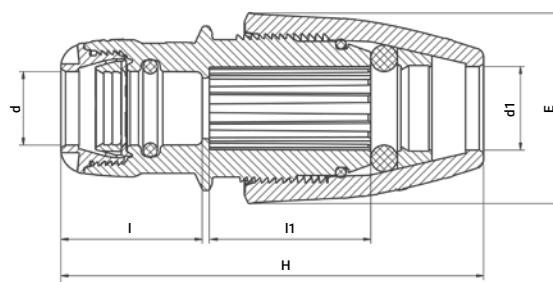
1003C7



| Product Code | Size d x Rp | E  | H  | I  | I2 | UB | UC  | W  |
|--------------|-------------|----|----|----|----|----|-----|----|
| 1003C7015007 | 15 x 3/4"   | 41 | 71 | 45 | 18 | 1  | 300 | 48 |
| 1003C7022007 | 22 x 3/4"   | 47 | 71 | 48 | 18 | 1  | 280 | 55 |

## Universal Adaptor

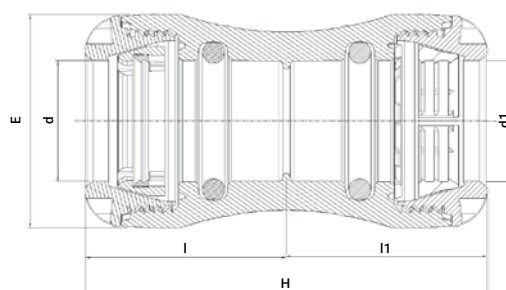
10017U



| Product Code | Size d x d1 | E  | H       | I  | I1 | UB | UC  | W   |
|--------------|-------------|----|---------|----|----|----|-----|-----|
| 10017U025018 | 25 x 14-18  | 54 | 117-137 | 48 | 47 | 5  | 180 | 130 |
| 10017U025022 | 25 x 19-22  | 57 | 119-130 | 48 | 47 | 5  | 150 | 141 |
| 10017U025028 | 25 x 24-28  | 66 | 130-142 | 48 | 55 | 5  | 120 | 180 |
| 10017U025035 | 25 x 31-35  | 76 | 150-158 | 48 | 62 | 5  | 70  | 243 |

## PE to PVC Pipe Adaptor

1001Q0



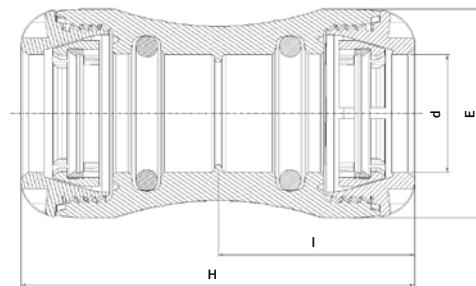
| Product Code | Size d x d1* | E   | H   | I  | I1 | UB | UC  | W   |
|--------------|--------------|-----|-----|----|----|----|-----|-----|
| 1001Q0025    | 25 x 25      | 47  | 98  | 48 | 48 | 1  | 200 | 85  |
| 1001Q0032    | 32 x 32      | 58  | 108 | 53 | 53 | 1  | 150 | 133 |
| 1001Q0040    | 40 x 40      | 70  | 142 | 70 | 70 | 1  | 100 | 249 |
| 1001Q0050    | 50 x 50      | 85  | 158 | 78 | 78 | 1  | 55  | 379 |
| 1001Q0063    | 63 x 63      | 103 | 183 | 90 | 90 | 1  | 30  | 649 |

\* d1 - PVC connection



## Coupling for PVC Pipe

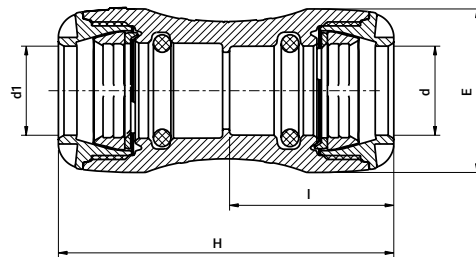
1001QQ



| Product Code | Size d | E   | H   | I  | UB | UC  | W   |
|--------------|--------|-----|-----|----|----|-----|-----|
| 1001QQ025    | 25     | 47  | 98  | 48 | 1  | 200 | 95  |
| 1001QQ032    | 32     | 58  | 108 | 53 | 1  | 130 | 144 |
| 1001QQ040    | 40     | 70  | 142 | 70 | 1  | 80  | 262 |
| 1001QQ050    | 50     | 85  | 158 | 78 | 1  | 55  | 386 |
| 1001QQ063    | 63     | 103 | 183 | 90 | 1  | 38  | 678 |

## Coupler Metric to Imperial (IPS)

1001M6



| Product Code | Size d x d1 | E  | H   | I  | UB | UC  | W   |
|--------------|-------------|----|-----|----|----|-----|-----|
| 1001M6020005 | 20 x 1/2"   | 41 | 92  | 45 | 10 | 400 | 57  |
| 1001M6025005 | 25 x 1/2"   | 47 | 100 | 48 | 10 | 240 | 76  |
| 1001M6025007 | 25 x 3/4"   | 47 | 98  | 48 | 10 | 300 | 80  |
| 1001M6032010 | 32 x 1"     | 58 | 108 | 53 | 5  | 180 | 130 |

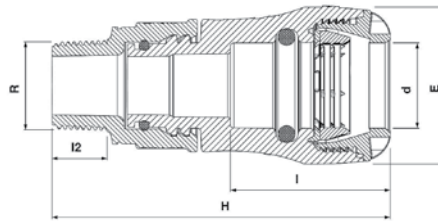
# PLASSON PA Threads

- ✓ Corrosion free
- ✓ Ideal for handling high-pressure environments, stresses and heavy loads
- ✓ Smooth assembly and disassembly, reducing the risk of thread damage
- ✓ Suitable for outdoor applications
- ✓ Suitable for professionals and DIY enthusiasts alike



## PA Male Adaptor

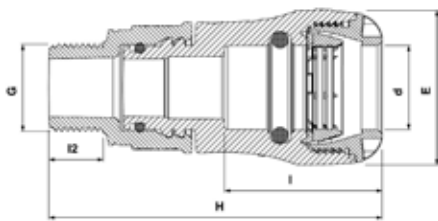
10N200



| Product Code | Size d x R  | H   | E   | I  | I2 | UB | UC | W |
|--------------|-------------|-----|-----|----|----|----|----|---|
| 10N200020005 | 20 x 1/2"   | 95  | 41  | 45 | 16 |    |    |   |
| 10N200020007 | 20 x 3/4"   | 96  | 41  | 45 | 17 |    |    |   |
| 10N200020010 | 20 x 1"     | 77  | 41  | 45 | 19 |    |    |   |
| 10N200025005 | 25 x 1/2"   | 101 | 47  | 48 | 16 |    |    |   |
| 10N200025007 | 25 x 3/4"   | 102 | 47  | 48 | 17 |    |    |   |
| 10N200025010 | 25 x 1"     | 104 | 47  | 48 | 19 |    |    |   |
| 10N200032007 | 32 x 3/4"   | 118 | 58  | 55 | 16 |    |    |   |
| 10N200032010 | 32 x 1"     | 120 | 58  | 55 | 19 |    |    |   |
| 10N200032013 | 32 x 1 1/4" | 122 | 58  | 55 | 22 |    |    |   |
| 10N200032015 | 32 x 1 1/2" | 122 | 58  | 55 | 22 |    |    |   |
| 10N200032020 | 32 x 2"     | 133 | 58  | 55 | 26 |    |    |   |
| 10N200040010 | 40 x 1"     | 140 | 70  | 73 | 19 |    |    |   |
| 10N200040013 | 40 x 1 1/4" | 142 | 70  | 73 | 22 |    |    |   |
| 10N200040015 | 40 x 1 1/2" | 142 | 70  | 73 | 22 |    |    |   |
| 10N200040020 | 40 x 2"     | 146 | 70  | 73 | 26 |    |    |   |
| 10N200050013 | 50 x 1 1/4" | 158 | 85  | 78 | 22 |    |    |   |
| 10N200050015 | 50 x 1 1/2" | 158 | 85  | 78 | 22 |    |    |   |
| 10N200050020 | 50 x 2"     | 162 | 85  | 78 | 26 |    |    |   |
| 10N200063015 | 63 x 1 1/2" | 171 | 103 | 89 | 22 |    |    |   |
| 10N200063020 | 63 x 2"     | 175 | 103 | 92 | 26 |    |    |   |

## PA Male G Adaptor

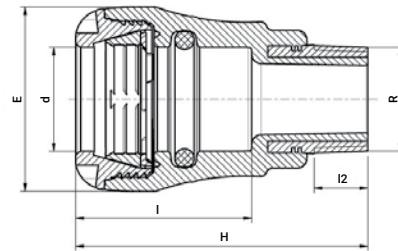
10N2G0



| Product Code | Size d x G  | H   | E   | I  | I2 | UB | UC | W |
|--------------|-------------|-----|-----|----|----|----|----|---|
| 10N2G0020005 | 20 x 1/2"   | 95  | 41  | 45 | 16 |    |    |   |
| 10N2G0020007 | 20 x 3/4"   | 96  | 41  | 45 | 17 |    |    |   |
| 10N2G0020010 | 20 x 1"     | 77  | 41  | 45 | 19 |    |    |   |
| 10N2G0025005 | 25 x 1/2"   | 101 | 47  | 48 | 16 |    |    |   |
| 10N2G0025007 | 25 x 3/4"   | 102 | 47  | 48 | 17 |    |    |   |
| 10N2G0025010 | 25 x 1"     | 104 | 47  | 48 | 19 |    |    |   |
| 10N2G0032007 | 32 x 3/4"   | 118 | 58  | 55 | 16 |    |    |   |
| 10N2G0032010 | 32 x 1"     | 120 | 58  | 55 | 19 |    |    |   |
| 10N2G0032013 | 32 x 1 1/4" | 122 | 58  | 55 | 22 |    |    |   |
| 10N2G0032015 | 32 x 1 1/2" | 122 | 58  | 55 | 22 |    |    |   |
| 10N2G0032020 | 32 x 2"     | 133 | 58  | 55 | 26 |    |    |   |
| 10N2G0040010 | 40 x 1"     | 140 | 70  | 73 | 19 |    |    |   |
| 10N2G0040013 | 40 x 1 1/4" | 142 | 70  | 73 | 22 |    |    |   |
| 10N2G0040015 | 40 x 1 1/2" | 142 | 70  | 73 | 22 |    |    |   |
| 10N2G0040020 | 40 x 2"     | 146 | 70  | 73 | 26 |    |    |   |
| 10N2G0050013 | 50 x 1 1/4" | 158 | 85  | 78 | 22 |    |    |   |
| 10N2G0050015 | 50 x 1 1/2" | 158 | 85  | 78 | 22 |    |    |   |
| 10N2G0050020 | 50 x 2"     | 162 | 85  | 78 | 26 |    |    |   |
| 10N2G0063015 | 63 x 1 1/2" | 171 | 103 | 89 | 22 |    |    |   |
| 10N2G0063020 | 63 x 2"     | 175 | 103 | 92 | 26 |    |    |   |

## Male Adaptor with Threaded Brass Offtake

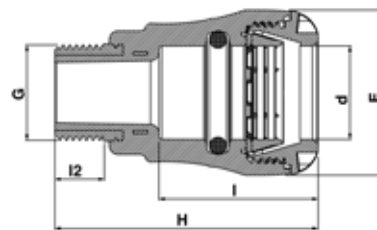
107200



| Product Code | Size d x R  | E   | H   | I  | I2 | UB | UC  | W   |
|--------------|-------------|-----|-----|----|----|----|-----|-----|
| 107200020005 | 20 x 1/2"   | 41  | 76  | 45 | 13 | 1  | 360 | 72  |
| 107200020007 | 20 x 3/4"   | 41  | 77  | 45 | 15 | 1  | 320 | 82  |
| 107200025005 | 25 x 1/2"   | 47  | 79  | 48 | 13 | 1  | 320 | 82  |
| 107200025007 | 25 x 3/4"   | 47  | 80  | 48 | 15 | 1  | 280 | 92  |
| 107200025010 | 25 x 1"     | 47  | 85  | 48 | 17 | 1  | 200 | 126 |
| 107200032007 | 32 x 3/4"   | 58  | 88  | 55 | 15 | 1  | 220 | 120 |
| 107200032010 | 32 x 1"     | 58  | 92  | 55 | 17 | 1  | 170 | 153 |
| 107200032013 | 32 x 1 1/4" | 58  | 100 | 55 | 19 | 1  | 130 | 200 |
| 107200032015 | 32 x 1 1/2" | 58  | 101 | 55 | 19 | 1  | 110 | 239 |
| 107200040010 | 40 x 1"     | 70  | 110 | 73 | 17 | 1  | 130 | 216 |
| 107200040013 | 40 x 1 1/4" | 70  | 113 | 73 | 19 | 1  | 110 | 260 |
| 107200040015 | 40 x 1 1/2" | 70  | 113 | 73 | 19 | 1  | 100 | 290 |
| 107200050010 | 50 x 1"     | 85  | 127 | 81 | 17 | 1  | 90  | 301 |
| 107200050013 | 50 x 1 1/4" | 85  | 127 | 81 | 19 | 1  | 80  | 340 |
| 107200050015 | 50 x 1 1/2" | 85  | 120 | 81 | 19 | 1  | 75  | 366 |
| 107200050020 | 50 x 2"     | 85  | 127 | 81 | 23 | 1  | 60  | 449 |
| 107200063015 | 63 x 1 1/2" | 103 | 132 | 92 | 19 | 1  | 50  | 500 |
| 107200063020 | 63 x 2"     | 103 | 139 | 92 | 23 | 1  | 50  | 580 |

## Male Adaptor with Threaded Brass "G" Offtake

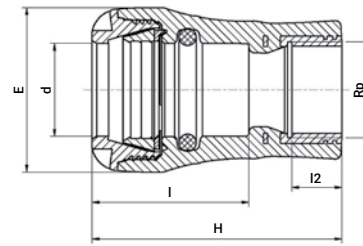
1072G0



| Product Code | Size d x G  | H   | E   | I  | I2 | UB | UC  | W   |
|--------------|-------------|-----|-----|----|----|----|-----|-----|
| 1072G0020005 | 20 x 1/2"   | 76  | 41  | 45 | 13 | 1  | 360 | 70  |
| 1072G0020007 | 20 x 3/4"   | 77  | 41  | 45 | 15 | 1  | 320 | 80  |
| 1072G0025005 | 25 x 1/2"   | 79  | 47  | 48 | 13 | 1  | 320 | 120 |
| 1072G0025007 | 25 x 3/4"   | 80  | 47  | 48 | 15 | 1  | 260 | 90  |
| 1072G0025010 | 25 x 1"     | 85  | 47  | 48 | 17 | 1  | 200 | 130 |
| 1072G0032010 | 32 x 1"     | 92  | 58  | 55 | 17 | 1  | 150 | 150 |
| 1072G0032013 | 32 x 1 1/4" | 100 | 58  | 55 | 19 | 1  | 130 | 200 |
| 1072G0040013 | 40 x 1 1/4" | 110 | 70  | 73 | 19 | 1  | 110 | 250 |
| 1072G0040015 | 40 x 1 1/2" | 113 | 70  | 73 | 19 | 1  | —   | —   |
| 1072G0050015 | 50 x 1 1/2" | 120 | 85  | 81 | 19 | 1  | —   | —   |
| 1072G0050020 | 50 x 2"     | 127 | 85  | 81 | 23 | 1  | —   | —   |
| 1072G0063020 | 63 x 2"     | 132 | 103 | 92 | 23 | 1  | —   | —   |

## Female Adaptor with Threaded Brass Offtake

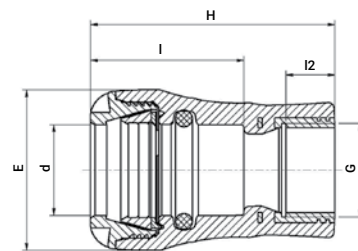
107300



| Product Code | Size d x Rp | E   | H   | I  | I2 | UB | UC  | W   |
|--------------|-------------|-----|-----|----|----|----|-----|-----|
| 107300020005 | 20 x 1/2"   | 41  | 73  | 45 | 15 | 1  | 320 | 80  |
| 107300020007 | 20 x 3/4"   | 41  | 80  | 45 | 16 | 1  | 250 | 100 |
| 107300025005 | 25 x 1/2"   | 47  | 76  | 48 | 15 | 1  | 280 | 91  |
| 107300025007 | 25 x 3/4"   | 47  | 78  | 48 | 16 | 1  | 250 | 100 |
| 107300025010 | 25 x 1"     | 47  | 89  | 48 | 19 | 1  | 180 | 136 |
| 107300032007 | 32 x 3/4"   | 58  | 86  | 56 | 16 | 1  | 180 | 132 |
| 107300032010 | 32 x 1"     | 58  | 88  | 56 | 19 | 1  | 160 | 156 |
| 107300032013 | 32 x 1 1/4" | 58  | 98  | 56 | 21 | 1  | 120 | 214 |
| 107300040007 | 40 x 3/4"   | 70  | 109 | 73 | 16 | 1  | 130 | 196 |
| 107300040010 | 40 x 1"     | 70  | 106 | 73 | 19 | 1  | 130 | 226 |
| 107300040013 | 40 x 1 1/4" | 70  | 109 | 73 | 21 | 1  | 110 | 273 |
| 107300040015 | 40 x 1 1/2" | 70  | 113 | 73 | 21 | 1  | 100 | 299 |
| 107300050010 | 50 x 1"     | 85  | 113 | 81 | 19 | 1  | 80  | 313 |
| 107300050013 | 50 x 1 1/4" | 85  | 124 | 81 | 21 | 1  | 80  | 350 |
| 107300050015 | 50 x 1 1/2" | 85  | 118 | 81 | 21 | 1  | 80  | 367 |
| 107300050020 | 50 x 2"     | 85  | 127 | 81 | 26 | 1  | 60  | 457 |
| 107300063015 | 63 x 1 1/2" | 103 | 128 | 92 | 21 | 1  | 50  | 515 |
| 107300063020 | 63 x 2"     | 103 | 133 | 92 | 26 | 1  | 45  | 586 |

## Female Adaptor with Threaded G Brass Offtake

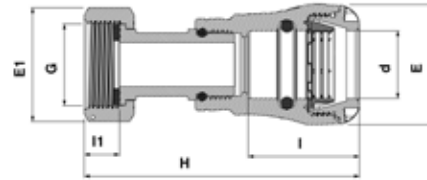
1073G0



| Product Code | Size d x G  | H   | E   | I  | I2 | UB | UC  | W   |
|--------------|-------------|-----|-----|----|----|----|-----|-----|
| 1073G0020005 | 20 x 1/2"   | 73  | 41  | 45 | 12 | 1  | 320 | 90  |
| 1073G0020007 | 20 x 3/4"   | 80  | 41  | 55 | 12 | 1  | 250 | 100 |
| 1073G0025005 | 25 x 1/2"   | 76  | 47  | 48 | 12 | 1  | 280 | 190 |
| 1073G0025007 | 25 x 3/4"   | 78  | 47  | 48 | 12 | 1  | 250 | 100 |
| 1073G0025010 | 25 x 1"     | 89  | 47  | 48 | 14 | 1  | 180 | 140 |
| 1073G0032007 | 32 x 3/4"   | 86  | 58  | 56 | 12 | 1  | 180 | 140 |
| 1073G0032010 | 32 x 1"     | 88  | 58  | 56 | 14 | 1  | 160 | 160 |
| 1073G0032013 | 32 x 1 1/4" | 99  | 58  | 69 | 19 | 1  | 100 | 240 |
| 1073G0040013 | 40 x 1 1/4" | 109 | 70  | 73 | 19 | 1  | 90  | 260 |
| 1073G0040015 | 40 x 1 1/2" | 109 | 70  | 81 | 19 | 1  | 90  | 310 |
| 1073G0050015 | 50 x 1 1/2" | 118 | 85  | 68 | 19 | 1  | 80  | 360 |
| 1073G0050020 | 50 x 2"     | 127 | 85  | 88 | 23 | 1  | 40  | 550 |
| 1073G0063020 | 63 x 2"     | 133 | 103 | 92 | 23 | 1  | 35  | 680 |

## Female Brass Free Nut Transition

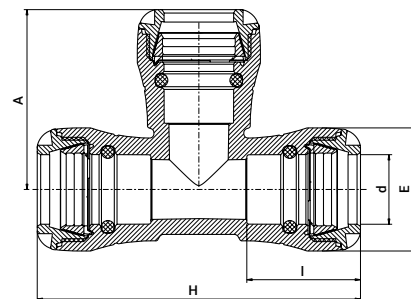
1073F0



| Product Code | Size d x G  | H   | E   | E1 | I  | I1 | UB | UC | W |
|--------------|-------------|-----|-----|----|----|----|----|----|---|
| 1073F0020007 | 20 x 3/4"   | 109 | 41  | 32 | 45 | 15 |    |    |   |
| 1073F0025007 | 25 x 3/4"   | 113 | 47  | 32 | 48 | 15 |    |    |   |
| 1073F0025010 | 25 x 1"     | 116 | 47  | 40 | 48 | 17 |    |    |   |
| 1073F0032010 | 32 x 1"     | 121 | 58  | 40 | 54 | 17 |    |    |   |
| 1073F0032013 | 32 x 1 1/4" | 133 | 58  | 49 | 70 | 17 |    |    |   |
| 1073F0040013 | 40 x 1 1/4" | 151 | 64  | 49 | 70 | 17 |    |    |   |
| 1073F0040015 | 40 x 1 1/2" | 156 | 64  | 54 | 70 | 19 |    |    |   |
| 1073F0050015 | 50 x 1 1/2" | 165 | 85  | 54 | 78 | 19 |    |    |   |
| 1073F0050020 | 50 x 2"     | 176 | 85  | 68 | 78 | 21 |    |    |   |
| 1073F0063020 | 63 x 2"     | 191 | 103 | 68 | 90 | 21 |    |    |   |

## 90° Tee

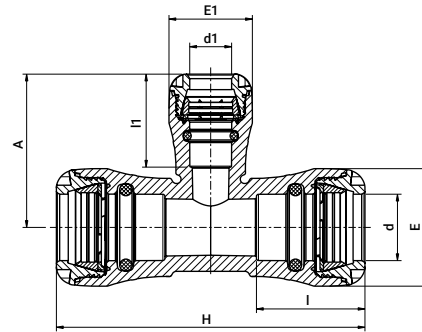
100400



| Product Code | Size d | E   | H   | I  | A   | UB | UC  | W    |
|--------------|--------|-----|-----|----|-----|----|-----|------|
| 100400020    | 20     | 41  | 123 | 45 | 71  | 1  | 180 | 103  |
| 100400025    | 25     | 47  | 134 | 48 | 78  | 1  | 130 | 137  |
| 100400032    | 32     | 58  | 152 | 54 | 84  | 1  | 80  | 221  |
| 100400040    | 40     | 70  | 192 | 70 | 108 | 1  | 45  | 429  |
| 100400050    | 50     | 85  | 214 | 78 | 124 | 1  | 30  | 667  |
| 100400063    | 63     | 103 | 262 | 90 | 147 | 1  | 14  | 1157 |

## 90° Reducing Tee

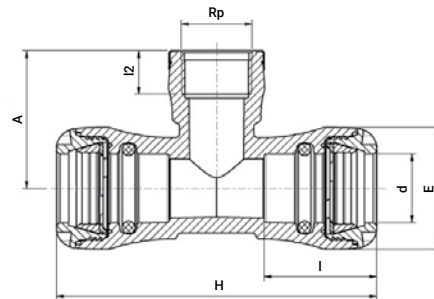
103400



| Product Code | Size d x d1 x d | E   | H   | I  | I1 | A   | E1 | UB | UC  | W   |
|--------------|-----------------|-----|-----|----|----|-----|----|----|-----|-----|
| 103400025020 | 25 x 20 x 25    | 47  | 134 | 48 | 46 | 73  | 41 | 1  | 150 | 127 |
| 103400032020 | 32 x 20 x 32    | 58  | 152 | 54 | 46 | 75  | 41 | 1  | 100 | 185 |
| 103400032025 | 32 x 25 x 32    | 58  | 152 | 54 | 49 | 81  | 47 | 1  | 100 | 195 |
| 103400040025 | 40 x 25 x 40    | 70  | 192 | 70 | 49 | 86  | 47 | 1  | 55  | 325 |
| 103400040032 | 40 x 32 x 40    | 70  | 192 | 70 | 54 | 93  | 58 | 1  | 55  | 358 |
| 103400050025 | 50 x 25 x 50    | 85  | 214 | 78 | 49 | 90  | 47 | 1  | 35  | 500 |
| 103400050032 | 50 x 32 x 50    | 85  | 214 | 78 | 54 | 98  | 58 | 1  | 35  | 530 |
| 103400063025 | 63 x 25 x 63    | 103 | 262 | 90 | 49 | 96  | 47 | 1  | 24  | 848 |
| 103400063032 | 63 x 32 x 63    | 103 | 262 | 90 | 54 | 100 | 58 | 1  | 20  | 871 |

## 90° Tee with Threaded Female Offtake

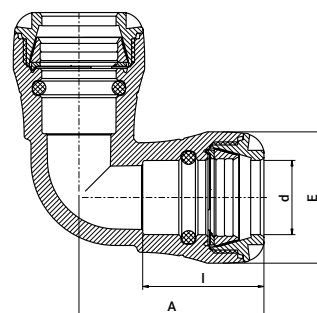
101400



| Product Code | Size d x Rp x d  | E  | H   | I  | I2 | A  | UB | UC  | W   |
|--------------|------------------|----|-----|----|----|----|----|-----|-----|
| 101400020005 | 20 x 1/2" x 20   | 41 | 123 | 45 | 17 | 43 | 1  | 250 | 84  |
| 101400020007 | 20 x 3/4" x 20   | 41 | 123 | 45 | 18 | 46 | 1  | 220 | 88  |
| 101400020010 | 20 x 1" x 20     | 41 | 123 | 45 | 21 | 52 | 1  | 220 | 99  |
| 101400025005 | 25 x 1/2" x 25   | 47 | 134 | 48 | 17 | 46 | 1  | 180 | 105 |
| 101400025007 | 25 x 3/4" x 25   | 47 | 134 | 48 | 18 | 46 | 1  | 180 | 107 |
| 101400025010 | 25 x 1" x 25     | 47 | 134 | 48 | 21 | 54 | 1  | 180 | 114 |
| 101400032007 | 32 x 3/4" x 32   | 58 | 152 | 54 | 18 | 52 | 1  | 100 | 172 |
| 101400032010 | 32 x 1" x 32     | 58 | 152 | 54 | 21 | 55 | 1  | 100 | 183 |
| 101400032013 | 32 x 1 1/4" x 32 | 58 | 152 | 54 | 24 | 63 | 1  | 80  | 215 |
| 101400040010 | 40 x 1" x 40     | 70 | 192 | 70 | 21 | 65 | 1  | 65  | 304 |
| 101400040013 | 40 x 1 1/4" x 40 | 70 | 192 | 70 | 24 | 73 | 1  | 45  | 333 |

## 90° Elbow

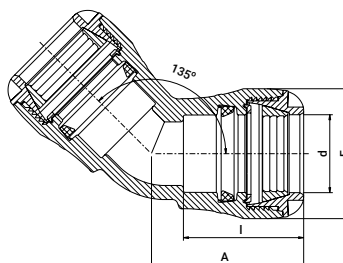
100500



| Product Code | Size d | E   | I  | A   | UB | UC  | W   |
|--------------|--------|-----|----|-----|----|-----|-----|
| 100500020    | 20     | 41  | 45 | 67  | 1  | 250 | 75  |
| 100500025    | 25     | 47  | 48 | 73  | 1  | 200 | 96  |
| 100500032    | 32     | 58  | 54 | 81  | 1  | 130 | 157 |
| 100500040    | 40     | 70  | 70 | 106 | 1  | 65  | 291 |
| 100500050    | 50     | 85  | 78 | 119 | 1  | 40  | 462 |
| 100500063    | 63     | 103 | 90 | 141 | 1  | 25  | 799 |

## 45° Elbow

100600

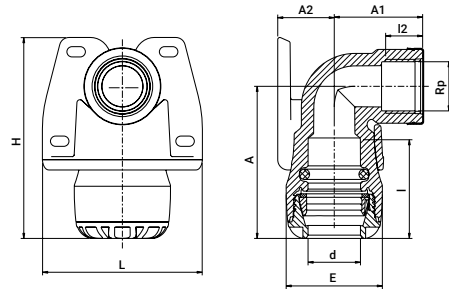


| Product Code | Size d | E   | I  | A   | UB | UC  | W   |
|--------------|--------|-----|----|-----|----|-----|-----|
| 100600032    | 32     | 58  | 54 | 67  | 1  | 150 | 142 |
| 100600040    | 40     | 70  | 71 | 88  | 1  | 80  | 263 |
| 100600050    | 50     | 85  | 79 | 100 | 1  | 40  | 428 |
| 100600063    | 63     | 103 | 90 | 118 | 1  | 25  | 719 |

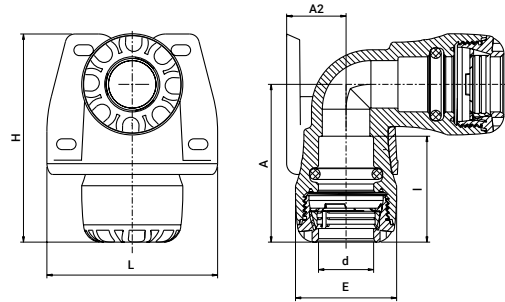


## Wall Plate Elbow

107500



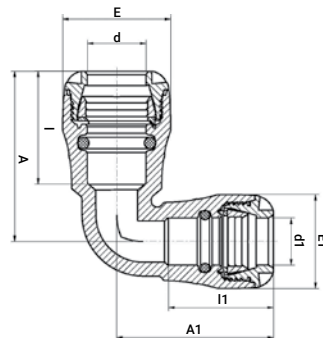
| Product Code | Size d x Rp | E  | H  | I  | I2 | A  | A1 | A2 | L  | UB | UC  | W   |
|--------------|-------------|----|----|----|----|----|----|----|----|----|-----|-----|
| 107500020005 | 20 x 1/2"   | 41 | 95 | 45 | 17 | 67 | 39 | 28 | 73 | 1  | 200 | 92  |
| 107500020007 | 20 x 3/4"   | 41 | 95 | 45 | 18 | 67 | 43 | 28 | 73 | 1  | 200 | 96  |
| 107500025005 | 25 x 1/2"   | 47 | 98 | 48 | 17 | 74 | 40 | 28 | 78 | 1  | 180 | 110 |
| 107500025007 | 25 x 3/4"   | 47 | 98 | 48 | 18 | 74 | 43 | 28 | 78 | 1  | 180 | 116 |



| Product Code | Size d x d | E  | H  | I  | A  | A2 | L  | UB | UC  | W   |
|--------------|------------|----|----|----|----|----|----|----|-----|-----|
| 107500025    | 25 x 25    | 47 | 98 | 48 | 74 | 28 | 78 | 5  | 125 | 138 |

## 90° Reducing Elbow

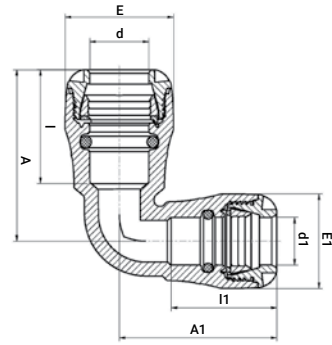
105100



| Product Code | Size d x d1 | E  | I  | I1 | A  | A1 | E1 | UB | UC  | W  |
|--------------|-------------|----|----|----|----|----|----|----|-----|----|
| 105100025020 | 25 x 20     | 47 | 48 | 46 | 74 | 68 | 41 | 1  | 200 | 90 |

## 90° Elbow Metric to Imperial (IPS)

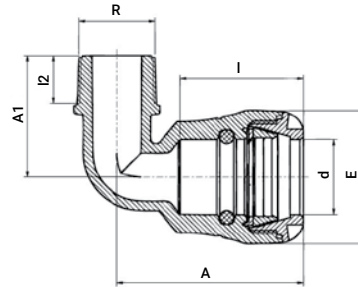
1005M6



| Product Code | Size d x d1 | E  | I  | I1 | A  | A1 | E1 | UB | UC  | W   |
|--------------|-------------|----|----|----|----|----|----|----|-----|-----|
| 1005M6025005 | 25 x 1/2"   | 47 | 48 | 46 | 74 | 68 | 41 | 10 | 180 | 89  |
| 1005M6025007 | 25 x 3/4"   | 47 | 48 | 48 | 73 | 73 | 47 | 10 | 160 | 101 |

## 90° Elbow with Threaded Male Offtake

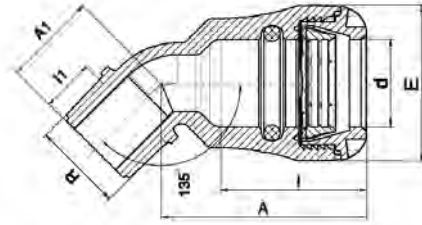
108500



| Product Code | Size d x R  | E   | I  | I2 | A   | A1 | UB | UC  | W   |
|--------------|-------------|-----|----|----|-----|----|----|-----|-----|
| 108500020005 | 20 x 1/2"   | 41  | 45 | 16 | 66  | 41 | 1  | 380 | 47  |
| 108500020007 | 20 x 3/4"   | 41  | 45 | 17 | 66  | 42 | 1  | 380 | 52  |
| 108500025005 | 25 x 1/2"   | 47  | 48 | 16 | 74  | 44 | 1  | 350 | 57  |
| 108500025007 | 25 x 3/4"   | 47  | 48 | 17 | 74  | 45 | 1  | 300 | 64  |
| 108500025010 | 25 x 1"     | 47  | 48 | 19 | 74  | 47 | 1  | 280 | 65  |
| 108500032007 | 32 x 3/4"   | 58  | 53 | 17 | 81  | 51 | 1  | 220 | 90  |
| 108500032010 | 32 x 1"     | 58  | 53 | 19 | 81  | 53 | 1  | 220 | 92  |
| 108500032013 | 32 x 1 1/4" | 58  | 53 | 21 | 81  | 54 | 1  | 180 | 114 |
| 108500032015 | 32 x 1 1/2" | 58  | 53 | 22 | 81  | 62 | 1  | 180 | 130 |
| 108500032020 | 32 x 2"     | 58  | 53 | 25 | 89  | 66 | 1  | 130 | 147 |
| 108500040010 | 40 x 1"     | 70  | 71 | 19 | 107 | 57 | 1  | 110 | 173 |
| 108500040013 | 40 x 1 1/4" | 70  | 71 | 21 | 107 | 58 | 1  | 100 | 189 |
| 108500040015 | 40 x 1 1/2" | 70  | 71 | 21 | 107 | 60 | 1  | 100 | 194 |
| 108500050013 | 50 x 1 1/4" | 85  | 79 | 22 | 122 | 68 | 1  | 65  | 277 |
| 108500050015 | 50 x 1 1/2" | 85  | 79 | 21 | 122 | 68 | 1  | 65  | 290 |
| 108500063013 | 60 x 1 1/4" | 103 | 90 | 22 | 143 | 76 | 1  | 40  | 447 |
| 108500063015 | 63 x 1 1/2" | 103 | 90 | 21 | 143 | 78 | 1  | 40  | 458 |
| 108500063020 | 63 x 2"     | 103 | 90 | 25 | 143 | 81 | 1  | 40  | 492 |

## 45° Elbow with Threaded Male Offtake

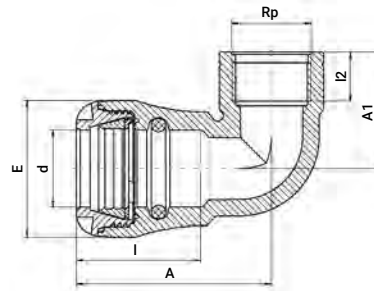
104500



| Product Code | Size d x R  | E  | I  | I1 | A  | A1 | UB | UC  | W   |
|--------------|-------------|----|----|----|----|----|----|-----|-----|
| 104500032010 | 32 x 1"     | 58 | 54 | 19 | 76 | 35 | 1  | 220 | 89  |
| 104500040013 | 40 x 1 1/4" | 70 | 70 | 21 | 96 | 40 | 1  | 120 | 163 |

## 90° Elbow with Threaded Female Offtake

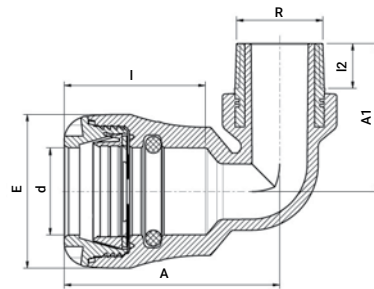
101500



| Product Code | Size d x Rp | E   | I  | I2 | A   | A1 | UB | UC  | W   |
|--------------|-------------|-----|----|----|-----|----|----|-----|-----|
| 101500020005 | 20 x 1/2"   | 41  | 45 | 17 | 67  | 39 | 1  | 300 | 51  |
| 101500020007 | 20 x 3/4"   | 41  | 45 | 18 | 67  | 43 | 1  | 300 | 55  |
| 101500020010 | 20 x 1"     | 41  | 45 | 21 | 67  | 49 | 1  | 300 | 64  |
| 101500025005 | 25 x 1/2"   | 47  | 48 | 17 | 74  | 40 | 1  | 280 | 63  |
| 101500025007 | 25 x 3/4"   | 47  | 48 | 18 | 74  | 43 | 1  | 250 | 70  |
| 101500025010 | 25 x 1"     | 47  | 48 | 21 | 74  | 50 | 1  | 220 | 82  |
| 101500032007 | 32 x 3/4"   | 58  | 54 | 18 | 83  | 45 | 1  | 220 | 95  |
| 101500032010 | 32 x 1"     | 58  | 54 | 21 | 83  | 49 | 1  | 200 | 111 |
| 101500032013 | 32 x 1 1/4" | 58  | 54 | 24 | 83  | 60 | 1  | 150 | 145 |
| 101500040010 | 40 x 1"     | 70  | 72 | 21 | 107 | 51 | 1  | 110 | 179 |
| 101500040013 | 40 x 1 1/4" | 70  | 72 | 24 | 107 | 61 | 1  | 100 | 226 |
| 101500040015 | 40 x 1 1/2" | 70  | 72 | 24 | 107 | 65 | 1  | 90  | 244 |
| 101500050015 | 50 x 1 1/2" | 85  | 79 | 24 | 119 | 63 | 1  | 60  | 330 |
| 101500050020 | 50 x 2"     | 85  | 79 | 29 | 119 | 75 | 1  | 55  | 349 |
| 101500063020 | 63 x 2"     | 103 | 79 | 29 | 141 | 70 | 1  | 35  | 534 |

## 90° Elbow with Threaded Brass Male Offtake

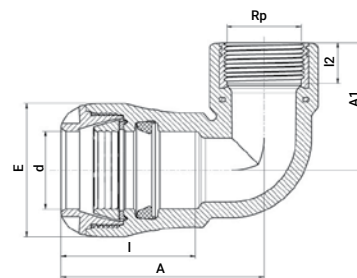
107700



| Product Code | Size d x R  | E   | I  | I2 | A   | A1 | UB | UC  | W   |
|--------------|-------------|-----|----|----|-----|----|----|-----|-----|
| 107700032007 | 32 x 3/4"   | 58  | 53 | 15 | 81  | 80 | 1  | 110 | 239 |
| 107700032010 | 32 x 1"     | 58  | 53 | 17 | 81  | 83 | 1  | 150 | 172 |
| 107700032013 | 32 x 1 1/4" | 58  | 53 | 19 | 81  | 83 | 1  | 90  | 285 |
| 107700032015 | 32 x 1 1/2" | 58  | 53 | 19 | 81  | 83 | 1  | 85  | 305 |
| 107700040010 | 40 x 1"     | 70  | 59 | 17 | 104 | 71 | 1  | 90  | 239 |
| 107700040013 | 40 x 1 1/4" | 70  | 59 | 19 | 104 | 71 | 1  | 90  | 295 |
| 107700040015 | 40 x 1 1/2" | 70  | 59 | 19 | 104 | 71 | 1  | 85  | 341 |
| 107700050010 | 50 x 1"     | 85  | 79 | 19 | 116 | 62 | 1  | 70  | 337 |
| 107700050013 | 50 x 1 1/4" | 85  | 79 | 21 | 116 | 68 | 1  | 70  | 384 |
| 107700050015 | 50 x 1 1/2" | 85  | 79 | 21 | 116 | 73 | 1  | 50  | 431 |
| 107700050020 | 50 x 2"     | 85  | 79 | 23 | 116 | 85 | 1  | 50  | 538 |
| 107700063013 | 63 x 1 1/4" | 103 | 90 | 21 | 143 | 74 | 1  | 40  | 559 |
| 107700063015 | 63 x 1 1/2" | 103 | 90 | 21 | 143 | 74 | 1  | 40  | 592 |
| 107700063020 | 63 x 2"     | 103 | 90 | 26 | 143 | 85 | 1  | 40  | 726 |

## 90° Elbow with Threaded Brass Female Offtake

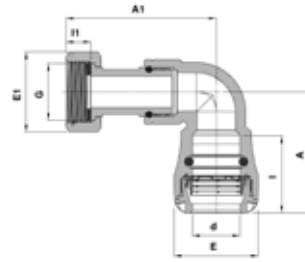
107600



| Product Code | Size d x Rp | E   | I  | I2 | A   | A1 | UB | UC  | W   |
|--------------|-------------|-----|----|----|-----|----|----|-----|-----|
| 107600032010 | 32 x 1"     | 58  | 53 | 19 | 73  | 60 | 1  | 140 | 187 |
| 107600040007 | 40 x 3/4"   | 70  | 72 | 16 | 107 | 51 | 1  | 120 | 219 |
| 107600040010 | 40 x 1"     | 70  | 72 | 19 | 107 | 60 | 1  | 90  | 266 |
| 107600040013 | 40 x 1 1/4" | 70  | 72 | 21 | 107 | 67 | 1  | 90  | 313 |
| 107600040015 | 40 x 1 1/2" | 70  | 72 | 21 | 107 | 70 | 1  | 85  | 355 |
| 107600050010 | 50 x 1"     | 85  | 79 | 19 | 122 | 60 | 1  | 70  | 349 |
| 107600050013 | 50 x 1 1/4" | 85  | 79 | 21 | 122 | 67 | 1  | 60  | 403 |
| 107600050015 | 50 x 1 1/2" | 85  | 79 | 21 | 122 | 73 | 1  | 60  | 455 |
| 107600050020 | 50 x 2"     | 85  | 79 | 26 | 122 | 84 | 1  | 50  | 558 |
| 107600063013 | 63 x 1 1/4" | 103 | 90 | 21 | 143 | 68 | 1  | 40  | 575 |
| 107600063015 | 63 x 1 1/2" | 103 | 90 | 21 | 143 | 72 | 1  | 40  | 625 |
| 107600063020 | 63 x 2"     | 103 | 90 | 26 | 143 | 82 | 1  | 35  | 747 |

# 90° Elbow Female Brass Free Nut Transition

1076F0



| Product Code | Size d x G | E   | E1 | I  | I1 | A   | A1  | UB | UC | W |
|--------------|------------|-----|----|----|----|-----|-----|----|----|---|
| 1076F0032010 | 32x1"      | 58  | 40 | 54 | 17 | 83  | 90  |    |    |   |
| 1076F0032013 | 32x1¼"     | 58  | 49 | 54 | 17 | 83  | 103 |    |    |   |
| 1076F0040013 | 40x1¼"     | 70  | 49 | 72 | 17 | 107 | 105 |    |    |   |
| 1076F0040015 | 40x1½"     | 70  | 54 | 72 | 19 | 107 | 116 |    |    |   |
| 1076F0050015 | 50x1½"     | 85  | 54 | 79 | 19 | 119 | 116 |    |    |   |
| 1076F0050020 | 50X2"      | 85  | 68 | 79 | 21 | 119 | 130 |    |    |   |
| 1076F0063020 | 63x2"      | 103 | 68 | 79 | 21 | 141 | 130 |    |    |   |

MECHANICAL FITTINGS

ELECTROFUSION FITTINGS

TOOLING

SERIES 1

SILVER LINE



# PA Ball Valve

Full Bore Ball Valve With A Drain Port Option!



## Features and benefits

- Full bore design minimizing pressure loss
- Two drain ports
- Rated PN16
- Glass Reinforced Polyamide body



PLASSON'S Ball Valve is produced entirely of plastic, eliminating the risk of corrosive damage to the system.

PLASSON'S Ball Valve features an option for two ISO 7-2 Rp drain ports or no drain ports. Ideally suited for draining or sampling of potable water systems and monitoring system pressure.



Removable Tamper Resistant Handle

Easily identifiable drain port option:

- Blue dot - no drain port
- Black plug- optional drain port

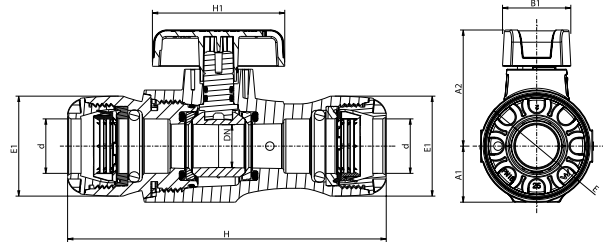


Two Drain Port Option

## PA Ball Valve Series 1 x Series 1

**NEW!**

037100



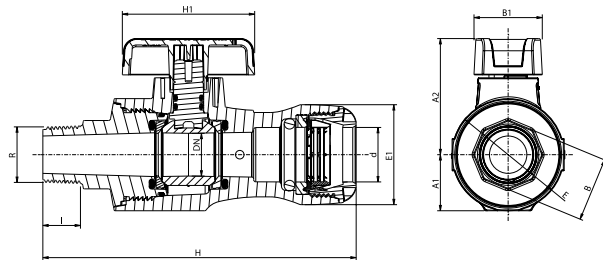
| Product Code | Size d | Rp   | DN | A1 | A2 | H   | E  | E1 | UC  | W   |
|--------------|--------|------|----|----|----|-----|----|----|-----|-----|
| 03710S00025  | 25     | 1/8" | 20 | 27 | 54 | 150 | 53 | 47 | 105 | 230 |
| 03710S00032  | 32     | 1/8" | 25 | 33 | 64 | 170 | 64 | 58 | 60  | 390 |

\* 03710SF - with drain port | \* 03710SF - con sistema de purga

## PA Ball Valve Series 1 x Male

**NEW!**

0371002



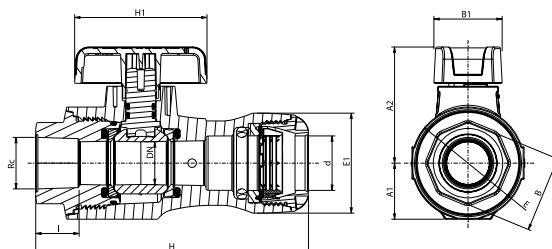
| Product Code      | Size dxR  | Rp   | DN | A1 | A2 | H   | I2 | B  | E  | E1 | UC  | W   |
|-------------------|-----------|------|----|----|----|-----|----|----|----|----|-----|-----|
| 03710020S00025007 | 25 x 3/4" | 1/8" | 20 | 27 | 54 | 148 | 18 | 30 | 53 | 47 | 110 | 220 |
| 03710020S00032010 | 32 x 1"   | 1/8" | 25 | 33 | 64 | 165 | 21 | 41 | 64 | 58 | 45  | 370 |

\* 03710020SF - with drain port | \* 03710020SF - con sistema de purga

## PA Ball Valve Series 1 x Female

**NEW!**

0371003



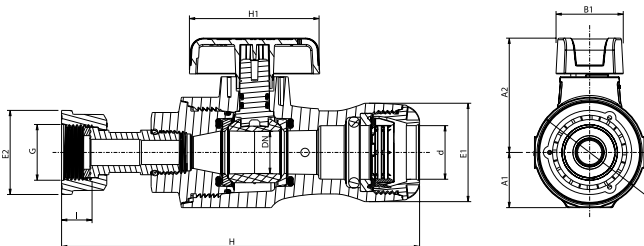
| Product Code      | Size dxRc | Rp   | DN | A1 | A2 | H   | I2 | B  | E  | E1 | UC | W   |
|-------------------|-----------|------|----|----|----|-----|----|----|----|----|----|-----|
| 03710030S00025007 | 25 x 3/4" | 1/8" | 20 | 27 | 54 | 129 | 19 | 36 | 53 | 47 | 90 | 210 |
| 03710030S00032010 | 32 x 1"   | 1/8" | 25 | 33 | 64 | 148 | 22 | 46 | 64 | 58 | 60 | 360 |

\* 03710030SF - with drain port | \* 03710030SF – con sistema de purga

## PA Ball Valve Series 1 x Free Nut

**NEW!**

0371016

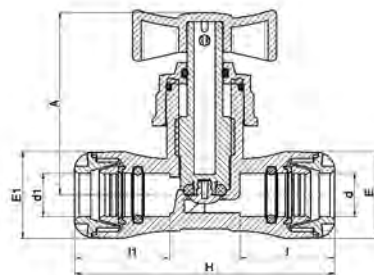


| Product Code     | Size dxG  | Rp   | DN | A1 | A2 | H   | E  | E1 | E1 | UC  | W   |
|------------------|-----------|------|----|----|----|-----|----|----|----|-----|-----|
| 0371016S00025007 | 25 x 3/4" | 1/8" | 20 | 27 | 54 | 171 | 53 | 47 | 40 | 100 | 250 |
| 0371016S00025010 | 25 x 1"   | 1/8" | 25 | 27 | 54 | 179 | 53 | 47 | 48 | 95  | 260 |
| 0371016S00032010 | 32 x 1"   | 1/8" | 32 | 33 | 64 | 192 | 64 | 57 | 48 | 55  | 420 |

\* 0371016SF - with drain port | \* 0371016SF – con sistema de purga

## Compression Stoptap

034100

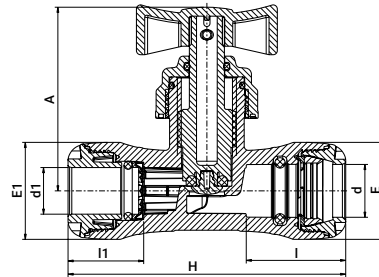


| Product Code | Size d x d1 | E  | H   | I  | I1 | A  | E1 | UB | UC  | W   |
|--------------|-------------|----|-----|----|----|----|----|----|-----|-----|
| 034100020    | 20 x 20     | 41 | 123 | 45 | —  | 89 | —  | 1  | 130 | 145 |
| 034100025    | 25 x 25     | 47 | 134 | 48 | —  | 89 | —  | 1  | 130 | 167 |
| 034100025020 | 25 x 20     | 47 | 129 | 48 | 45 | 89 | 42 | 1  | 130 | 161 |
| 034100032    | 32 x 32     | 58 | 152 | 54 | —  | 89 | —  | 1  | 80  | 225 |



## Stoptap - Copper Pipe Adaptor

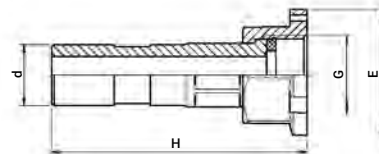
0341C0



| Product Code | Size d x d1 | E  | H   | I  | I1 | A  | E1 | UB | UC  | W   |
|--------------|-------------|----|-----|----|----|----|----|----|-----|-----|
| 0341C0020015 | 20 x 15     | 41 | 123 | 45 | 45 | 89 | 41 | 1  | 130 | 149 |
| 0341C0025015 | 25 x 15     | 47 | 129 | 48 | 46 | 89 | 42 | 1  | 130 | 165 |
| 0341C0025022 | 25 x 22     | 47 | 134 | 48 | 48 | 89 | 47 | 1  | 130 | 171 |
| 0341C0032028 | 32 x 28     | 58 | 159 | 54 | 54 | 89 | 58 | 1  | 80  | 223 |

## Free Nut Union for Water Meter

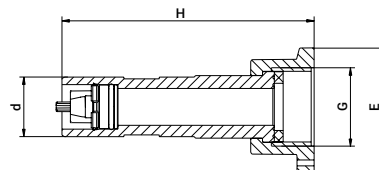
0358916



| Product Code | Size d x G | E  | H  | UB | UC  | W   |
|--------------|------------|----|----|----|-----|-----|
| 0358916020   | 20 x 3/4"  | 42 | 86 | 1  | 150 | 75  |
| 0358916025   | 25 x 1"    | 50 | 90 | 1  | 150 | 111 |

## Free Nut Adaptor with Check Valve

0358917



| Product Code | Size d x G | E  | H  | UB | UC  | W  |
|--------------|------------|----|----|----|-----|----|
| 0358917020   | 20 x 3/4"  | 44 | 86 | 10 | 300 | 40 |
| 0358917025   | 25 x 1"    | 50 | 90 | 10 | 300 | 58 |

## PLASSON Series 1 Wrench

109900



| Product Code | Size    | UB | UC  | W   |
|--------------|---------|----|-----|-----|
| 10990004P    | 20 - 32 | —  | 300 | 72  |
| 10990002P    | 40 - 63 | —  | 100 | 285 |

## Chamfer Tool for PE Pipes

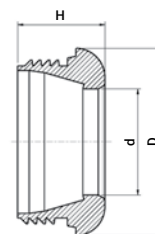
189600



| Product Code  | Size    | UB | UC  | W  |
|---------------|---------|----|-----|----|
| 189600063020P | 20 - 63 | 1  | 180 | 86 |

## Nut

100040



| Product Code | Size d | D   | H  | UB | UC   | W  |
|--------------|--------|-----|----|----|------|----|
| 100040020P   | 20     | 40  | 22 | 50 | 1400 | 7  |
| 100040025P   | 25     | 45  | 22 | 50 | 1200 | 8  |
| 100040032P   | 32     | 57  | 24 | 50 | 900  | 15 |
| 100040040P   | 40     | 68  | 33 | 50 | 500  | 29 |
| 100040050P   | 50     | 83  | 37 | —  | 300  | 44 |
| 100040063P   | 63     | 100 | 43 | —  | 200  | 60 |

## NBR O-Ring

100020



| Product Code | Pipe Size | E  | e | UB | UC    | W |
|--------------|-----------|----|---|----|-------|---|
| 100020020P   | 20        | 19 | 4 | 50 | 32000 | 1 |
| 100020025P   | 25        | 24 | 5 | 50 | 16000 | 2 |
| 100020032P   | 32        | 31 | 6 | 50 | 10000 | 4 |

## EPDM O-Ring

10002D



| Product Code | Pipe Size | E  | e  | UB | UC    | W |
|--------------|-----------|----|----|----|-------|---|
| 10002D020    | 20        | 19 | 14 | 50 | 32000 | 1 |
| 10002D025    | 25        | 24 | 5  | 50 | 16000 | 2 |
| 10002D032    | 32        | 31 | 6  | 50 | 8000  | 4 |

## NBR Shaped Seal

100029



| Product Code | Pipe Size | E  | e  | UB | UC   | W  |
|--------------|-----------|----|----|----|------|----|
| 100029040P   | 40        | 38 | 10 | 50 | 4000 | 8  |
| 100029050P   | 50        | 49 | 10 | 50 | 2500 | 11 |
| 100029063P   | 63        | 61 | 11 | 50 | 2000 | 15 |

## EPDM Shaped Seal

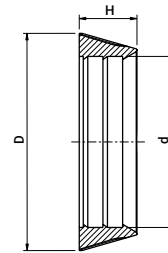
10002D9



| Product Code | Pipe Size | E    | e  | UB | UC   | W  |
|--------------|-----------|------|----|----|------|----|
| 10002D940    | 40        | 38   | 10 | 50 | 4000 | 7  |
| 10002D950    | 50        | 48.6 | 10 | 50 | 2500 | 9  |
| 10002D963    | 63        | 60.6 | 11 | 50 | 2000 | 13 |

## Split Ring

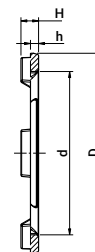
100030



| Product Code | Size d | D  | H  | UB | UC   | W  |
|--------------|--------|----|----|----|------|----|
| 100030020P   | 20     | 27 | 9  | 50 | 6000 | 2  |
| 100030025P   | 25     | 33 | 9  | 50 | 4500 | 3  |
| 100030032P   | 32     | 42 | 11 | 50 | 2000 | 4  |
| 100030040P   | 40     | 52 | 14 | 50 | 1600 | 14 |
| 100030050P   | 50     | 64 | 17 | 50 | 500  | 14 |
| 100030063P   | 63     | 81 | 21 | 50 | 500  | 27 |

## Grip Ring

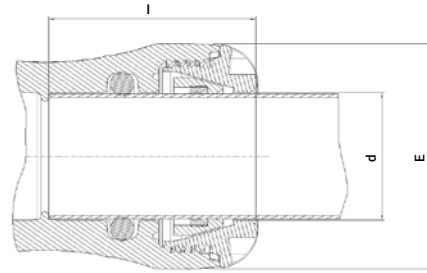
100080



| Product Code | Size d | D  | H | h | UB | UC   | W |
|--------------|--------|----|---|---|----|------|---|
| 100080020P   | 20     | 27 | 4 | 2 | 50 | 7000 | 1 |
| 100080025P   | 25     | 33 | 4 | 2 | 50 | 5500 | 1 |
| 100080032P   | 32     | 42 | 4 | 2 | 50 | 3000 | 1 |
| 100080040P   | 40     | 52 | 4 | 2 | 50 | 2500 | 2 |
| 100080050P   | 50     | 64 | 4 | 3 | 50 | 1000 | 3 |
| 100080063P   | 63     | 80 | 5 | 3 | 50 | 1000 | 6 |

# PVC Pipe Adaptor Kit

1091Q0



| Product Code | Size d | E   | I  | UB | UC  | W   |
|--------------|--------|-----|----|----|-----|-----|
| 1091Q0025    | 25     | 47  | 48 | 1  | 500 | 26  |
| 1091Q0032    | 32     | 58  | 53 | 1  | 400 | 31  |
| 1091Q0040    | 40     | 70  | 70 | 1  | 300 | 56  |
| 1091Q0050    | 50     | 85  | 78 | 1  | 200 | 72  |
| 1091Q0063    | 63     | 103 | 90 | 1  | 130 | 134 |

MECHANICAL FITTINGS

ELECTROFUSION FITTINGS

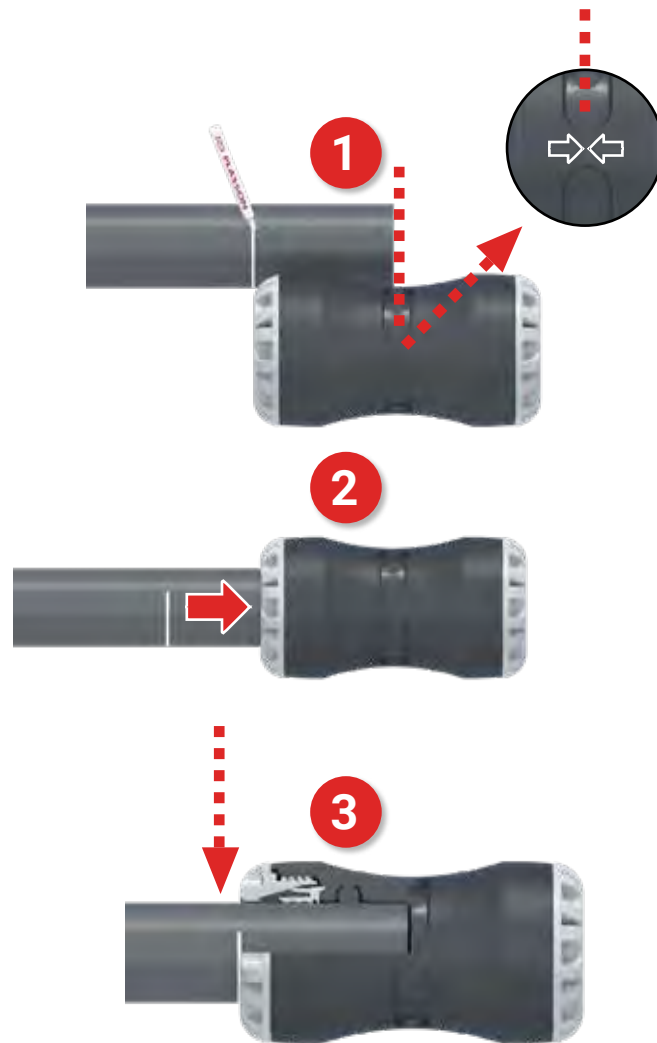
TOOLING

SERIES 1

SILVER LINE

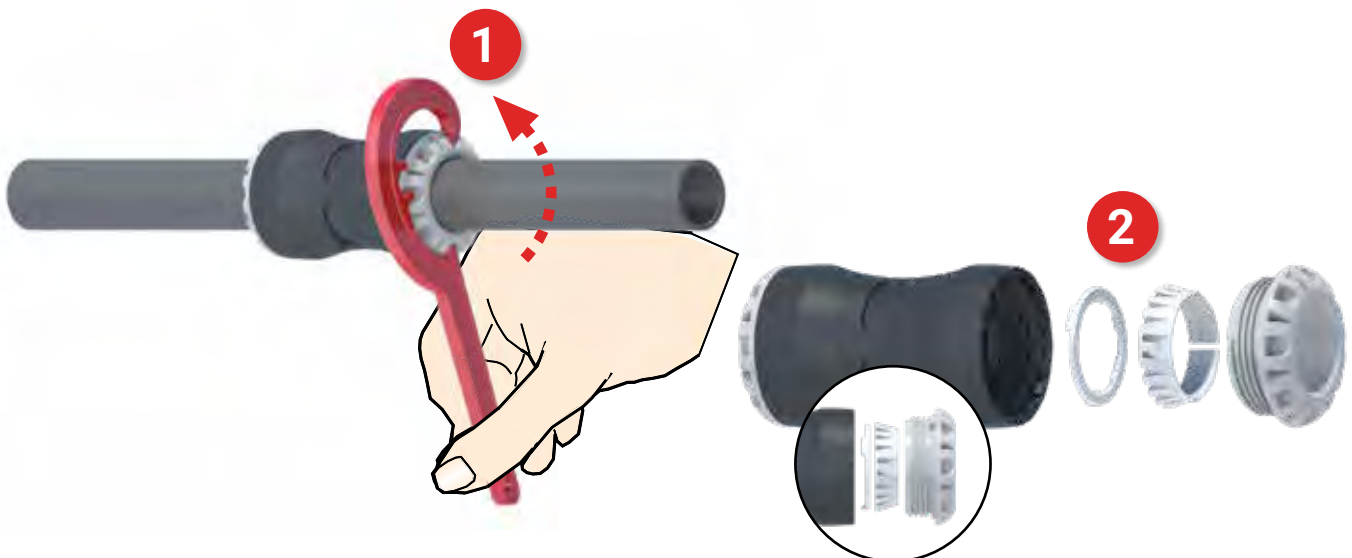
## Installation Instructions

---


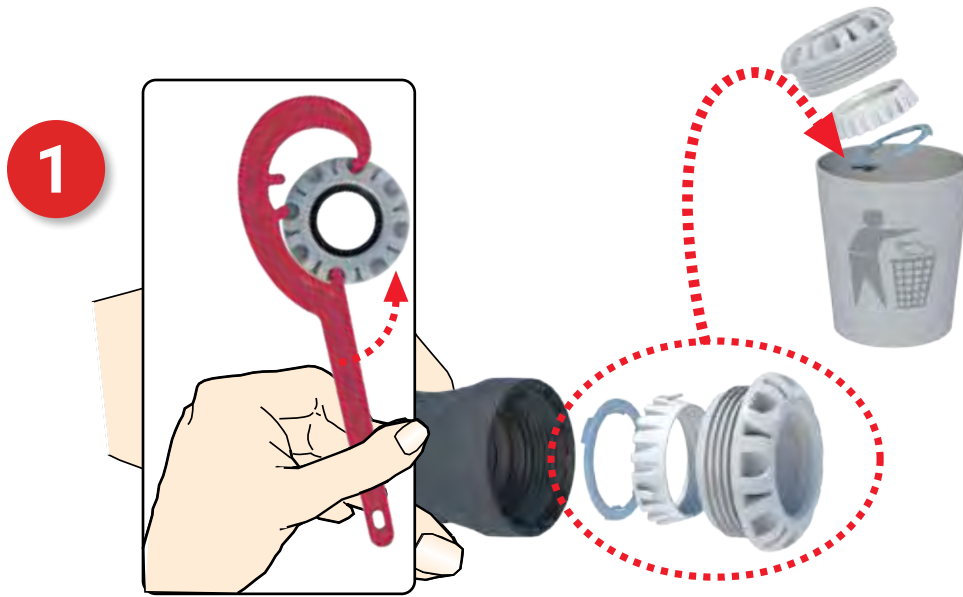


## Disassembly

---



# Assembly Instructions PVC Pipe Kit



## Plasson Universal Slip Repair Coupler Assembly Instructions

---



1. Mark pipe insertion depth on the pipe (approximately half the fitting length). Undo nuts 1 to 2 turns while ensuring they remain on the fitting.
2. Insert the pipe until the mark reaches the end of the nut.
3. While holding the fitting body with a Plasson wrench (or a similar tool) tighten the nut firmly with a second wrench.

**Note:** If the fitting is reused, make sure metal teeth are present in the split ring.



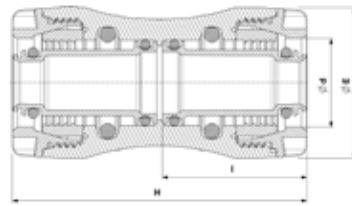


## **PLASSON G-PLASS - Features and Benefits:**

- Designed, tested, and approved for use in gas systems in accordance with ISO 17885 standard.
- Diameters 32-63 mm in various geometries: couplers, elbows, tees and threaded male transitions.
- Fast and simple assembly, ideal for house connections.
- Compact size - enables assembly in confined spaces.
- Designed to accommodate PLASSON EFV (Excess Flow Valve).
- Multiple sealing elements ensuring leak-tight assembly.
- Full end load performance.
- Approvals:
  - ISO 17885 for Gas
  - DVGW G 5600-2

## Coupler

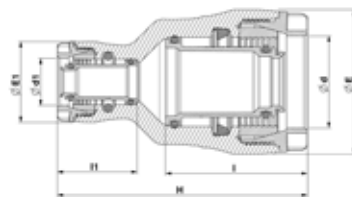
150100



| Product Code | Size d | E   | H   | I  | UB | W |
|--------------|--------|-----|-----|----|----|---|
| 150100032    | 32     | 58  | 112 | 55 |    |   |
| 150100040    | 40     | 70  | 148 | 73 |    |   |
| 150100050    | 50     | 85  | 167 | 82 |    |   |
| 150100063    | 63     | 103 | 192 | 95 |    |   |

## Reducing Coupler

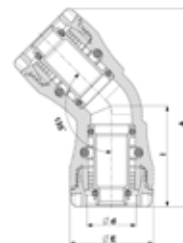
151100



| Product Code | Size d  | E   | E1 | H   | I  | L1 | UB | W |
|--------------|---------|-----|----|-----|----|----|----|---|
| 151100040032 | 40 x 32 | 70  | 58 | 144 | 74 | 57 |    |   |
| 151100050032 | 50 x 32 | 85  | 58 | 158 | 83 | 57 |    |   |
| 151100050040 | 50 x 40 | 85  | 70 | 172 | 83 | 57 |    |   |
| 151100063032 | 63 x 32 | 103 | 58 | 177 | 96 | 57 |    |   |
| 151100063040 | 63 x 40 | 103 | 70 | 192 | 96 | 75 |    |   |
| 151100063050 | 63 x 50 | 103 | 85 | 196 | 96 | 85 |    |   |

## 45° Elbow

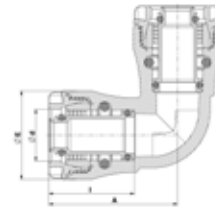
150600



| Product Code | Size d | E   | A   | I  | UB | W |
|--------------|--------|-----|-----|----|----|---|
| 150600032    | 32     | 58  | 69  | 56 |    |   |
| 150600040    | 40     | 70  | 91  | 74 |    |   |
| 150600050    | 50     | 85  | 104 | 83 |    |   |
| 150600063    | 63     | 103 | 123 | 95 |    |   |

## 90° Elbow

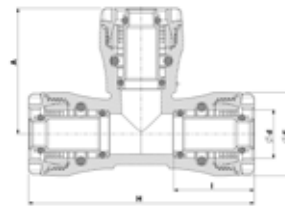
150500



| Product Code | Size d | E   | A   | I  | UB | W |
|--------------|--------|-----|-----|----|----|---|
| 150500032    | 32     | 58  | 83  | 56 |    |   |
| 150500040    | 40     | 70  | 109 | 73 |    |   |
| 150500050    | 50     | 85  | 123 | 82 |    |   |
| 150500063    | 63     | 103 | 146 | 95 |    |   |

## 90° Tee

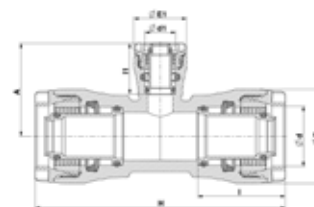
150400



| Product Code | Size d | E   | A   | H   | I  | UB | W |
|--------------|--------|-----|-----|-----|----|----|---|
| 150400032    | 32     | 58  | 86  | 156 | 56 |    |   |
| 150400040    | 40     | 70  | 111 | 198 | 73 |    |   |
| 150400050    | 50     | 85  | 128 | 223 | 82 |    |   |
| 150400063    | 63     | 103 | 152 | 271 | 95 |    |   |

## 90° Reducing Tee

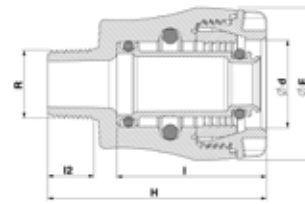
153400



| Product Code | Size d       | A   | E   | E1 | H   | I  | L1 | UB | W |
|--------------|--------------|-----|-----|----|-----|----|----|----|---|
| 153400040032 | 40 x 32 x 40 | 95  | 70  | 58 | 198 | 73 | 56 |    |   |
| 153400050032 | 50 x 32 x 50 | 100 | 85  | 58 | 223 | 82 | 56 |    |   |
| 153400063032 | 63 x 32 x 63 | 102 | 103 | 58 | 271 | 95 | 56 |    |   |

## Male Adaptor

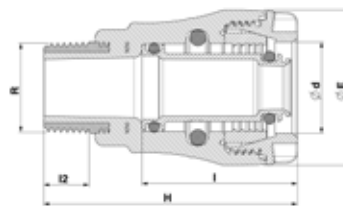
150200



| Product Code | Size dxR    | E   | H   | I  | L2 | UB | W |
|--------------|-------------|-----|-----|----|----|----|---|
| 150200032010 | 32 x 1"     | 58  | 87  | 57 | 19 |    |   |
| 150200040013 | 40 x 1 1/4" | 70  | 109 | 76 | 21 |    |   |
| 150200050015 | 50 x 1 1/2" | 85  | 118 | 85 | 21 |    |   |
| 150200063020 | 63 x 2"     | 103 | 133 | 97 | 25 |    |   |

## Male Adaptor with Threaded Brass Offtake

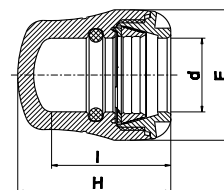
157200



| Product Code | Size dxR    | E   | H   | I  | L2 | UB | W |
|--------------|-------------|-----|-----|----|----|----|---|
| 157200032010 | 32 x 1"     | 58  | 95  | 57 | 17 |    |   |
| 157200040013 | 40 x 1 1/4" | 70  | 117 | 76 | 19 |    |   |
| 157200050015 | 50 x 1 1/2" | 85  | 126 | 85 | 19 |    |   |
| 157200063020 | 63 x 2"     | 103 | 144 | 97 | 23 |    |   |

## End Cap Body for Gas

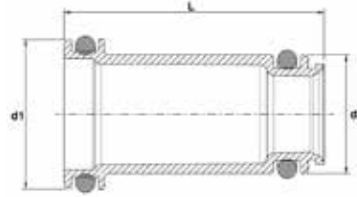
151200



| Product Code | Size d | E   | H   | I  | UB | W |
|--------------|--------|-----|-----|----|----|---|
| 151200032    | 32     | 58  | 70  | 55 |    |   |
| 151200040    | 40     | 70  | 93  | 74 |    |   |
| 151200050    | 50     | 85  | 106 | 84 |    |   |
| 151200063    | 63     | 103 | 122 | 95 |    |   |

## G-PLASS Liner

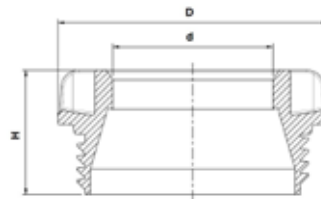
159511



| Product Code | Size d | L  | d1   | d2   | UB | W |
|--------------|--------|----|------|------|----|---|
| 159511032P   | 32     | 55 | 31.7 | 25.0 |    |   |
| 159511040P   | 40     | 68 | 38.7 | 31.2 |    |   |
| 159511050P   | 50     | 76 | 48.9 | 39.3 |    |   |
| 159511063P   | 63     | 85 | 62.8 | 50.0 |    |   |

## G-PLASS Nut


150040



| Product Code | Size d | D    | H    | UB | W |
|--------------|--------|------|------|----|---|
| 150040032P   | 32     | 56,4 | 26,2 |    |   |
| 150040040P   | 40     | 68,0 | 35,6 |    |   |
| 150040050P   | 50     | 82,5 | 41,4 |    |   |
| 150040063P   | 63     | 99,3 | 47,7 |    |   |

## G-PLASS Split Ring

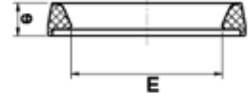

150030



| Product Code | Size d | D    | H    | UB | W |
|--------------|--------|------|------|----|---|
| 150030032P   | 32     | 44,1 | 15,8 |    |   |
| 150030040P   | 40     | 53,1 | 21,5 |    |   |
| 150030050P   | 50     | 66,0 | 25,5 |    |   |
| 150030063P   | 63     | 84,5 | 27,6 |    |   |

## G-PLASS O-Ring/Shaped Seal

150020/100029



| Product Code | Size d | E  | e  | UB | W |
|--------------|--------|----|----|----|---|
| 150020032P   | 32     | 31 | 6  |    |   |
| 150029040P*  | 40     | 38 | 10 |    |   |
| 150029050P*  | 50     | 49 | 10 |    |   |
| 150029063P*  | 63     | 61 | 11 |    |   |

\* Shaped Seal

## G-PLASS Wrench

159900



| Product Code | Size  | UB | W   |
|--------------|-------|----|-----|
| 15990002P    | 32-63 | 1  | 150 |

## G-PLASS Integral Chamfer Tool

159600



| Product Code | Size  | UB | W   |
|--------------|-------|----|-----|
| 159600063020 | 20-63 | 1  | 230 |

08019232

# GPLASS

Trusted Gas Fitting




Instruction For Use



08019232

# GPLASS

Trusted Gas Fitting



Instruction For Use







The logo consists of a red square containing a white stylized 'P' icon, followed by the word 'PLASSON' in white uppercase letters on a red rectangular background.

**PLASSON**

# SILVER LINE FITTINGS



## Silver Line

### 140100

Page 242 | Coupling  
Enlace Recto



### 141100

Page 243 | Reducing Coupling



### 140200

Page 243 | Male Adaptor  
Enlace Mixto Rosca Macho



### 140300

Page 244 | Female Adaptor  
Enlace Mixto Rosca Hembra



### 141200

Page 244 | End Plug  
Tapón Final



### 140400

Page 245 | 90° Tee  
Te de 90°



### 141400

Page 245 | 90° Tee with Threaded  
Female Offtake  
Te de 90° Compresión  
Rosca Hembra



### 148400

Page 246 | 90° Tee with Threaded  
Male Offtake  
Te de 90° Compresión  
Rosca Macho



### 143400

Page 246 | 90° Reducing Tee With  
Irrifit Outlet  
Te de 90° Reductor



### 140500

Page 247 | 90° Elbow  
Codo de 90°



### 141500

Page 247 | 90° Elbow with Threaded  
Female Offtake  
Codo de 90° Compresión  
Rosca Hembra



### 148500

Page 248 | 90° Elbow with Threaded  
Male Offtake  
Codo de 90° Compresión  
Rosca Macho




### 146500

Page 248 | Corner Elbow  
Codo de Esquina



### 149300

Page 249 | Reducing Set  
Juego Reductor



### 1401M0

Page 249 | Coupler Union Adaptor  
Enlace Recto Con Racor



### 1498M0

Page 250 | Union Adaptor  
Adaptador A Rosca Macho



### 142500

Page 250 | Threaded Adaptor  
Adaptador Roscado



### 078901

Page 251 | Threaded Male Adaptor  
Adaptador Compresión  
Rosca Macho



### 148940

Page 251 | Nut Threaded Adaptor  
Tuerca para Adaptador de Compresión



### 140040

Page 252 | Nut  
Racor



### 140030

Page 252 | Split Ring - Polyacetal  
Casquillo de Apriete (acetal)



### 070020

Page 253 | O-Ring  
Junta Tórica/Seiil



### 140050

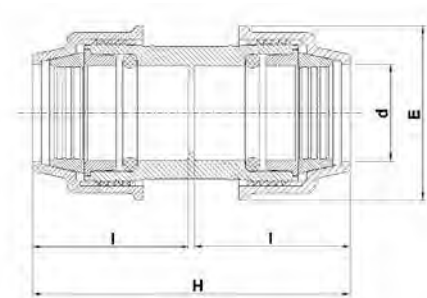
Page 253 | Insert  
Inserto de PP



## Coupling

140100

### Enlace Recto

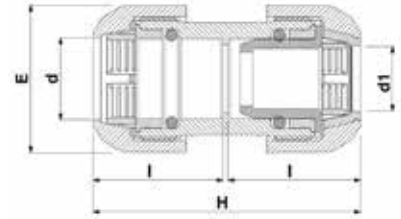


| Product Code | Size d x d | E   | H   | I  | UB | UC  | W   |
|--------------|------------|-----|-----|----|----|-----|-----|
| 140100016    | 16 x 16    | 39  | 105 | 50 | 10 | 400 | 50  |
| 140100020    | 20 x 20    | 42  | 90  | 44 | 10 | 500 | 40  |
| 140100025    | 25 x 25    | 50  | 98  | 48 | 10 | 300 | 60  |
| 140100032    | 32 x 32    | 61  | 114 | 56 | 10 | 160 | 100 |
| 140100040    | 40 x 40    | 73  | 127 | 62 | —  | 100 | 150 |
| 140100050    | 50 x 50    | 92  | 146 | 71 | —  | 60  | 250 |
| 140100063    | 63 x 63    | 106 | 167 | 82 | —  | 40  | 400 |

## Reducing Coupling

141100

### Enlace Recto Reductor

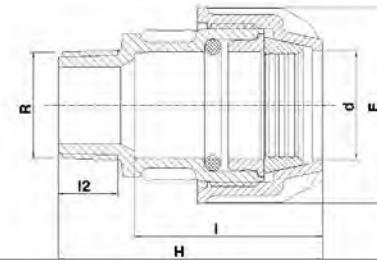


| Product Code | Size d x d | E   | H   | I  | UB | UC  | W   |
|--------------|------------|-----|-----|----|----|-----|-----|
| 141100025020 | 25x20      | 50  | 98  | 48 | 10 | 240 | 70  |
| 141100032020 | 32x20      | 61  | 114 | 56 | 10 | 160 | 120 |
| 141100032025 | 32x25      | 61  | 114 | 56 | 10 | 160 | 120 |
| 141100040025 | 40x25      | 73  | 127 | 62 | —  | 120 | 200 |
| 141100040032 | 40x32      | 73  | 127 | 62 | —  | 120 | 180 |
| 141100050025 | 50x25      | 92  | 146 | 71 | —  | 60  | 340 |
| 141100050032 | 50x32      | 92  | 146 | 71 | —  | 60  | 340 |
| 141100050040 | 50x40      | 92  | 146 | 71 | —  | 60  | 330 |
| 141100063025 | 63x25      | 106 | 167 | 82 | —  | 40  | 520 |
| 141100063032 | 63x32      | 106 | 167 | 82 | —  | 40  | 510 |
| 141100063040 | 63x40      | 106 | 167 | 82 | —  | 40  | 510 |
| 141100063050 | 63x50      | 106 | 167 | 82 | —  | 40  | 420 |

## Male Adaptor

140200

### Enlace Mixto Rosca Macho

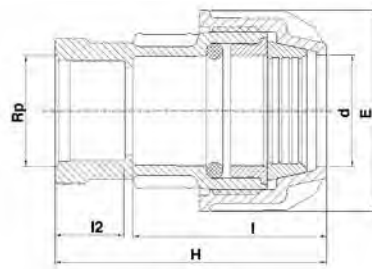


| Product Code | Size d x R  | E   | H   | I  | I2 | UB | UC  | W   |
|--------------|-------------|-----|-----|----|----|----|-----|-----|
| 140200016003 | 16 x 3/8"   | 32  | 73  | 59 | 13 | 10 | 500 | 30  |
| 140200016005 | 16 x 1/2"   | 39  | 79  | 59 | 16 | 10 | 500 | 30  |
| 140200016007 | 16 x 3/4"   | 39  | 80  | 59 | 17 | 10 | 500 | 30  |
| 140200020005 | 20 x 1/2"   | 42  | 71  | 50 | 17 | 10 | 600 | 20  |
| 140200020007 | 20 x 3/4"   | 42  | 71  | 50 | 18 | 10 | 600 | 20  |
| 140200020010 | 20 x 1"     | 50  | 77  | 50 | 20 | 10 | 480 | 40  |
| 140200025005 | 25 x 1/2"   | 50  | 75  | 54 | 17 | 10 | 480 | 30  |
| 140200025007 | 25 x 3/4"   | 50  | 75  | 54 | 17 | 10 | 480 | 40  |
| 140200025010 | 25 x 1"     | 50  | 77  | 50 | 18 | 10 | 480 | 40  |
| 140200032007 | 32 x 3/4"   | 61  | 82  | 66 | 20 | 10 | 280 | 60  |
| 140200032010 | 32 x 1"     | 61  | 84  | 60 | 18 | 10 | 280 | 60  |
| 140200032013 | 32 x 1 1/4" | 61  | 86  | 58 | 20 | 10 | 280 | 70  |
| 140200032015 | 32 x 1 1/2" | 73  | 98  | 73 | 22 | —  | 150 | 130 |
| 140200040010 | 40 x 1"     | 73  | 97  | 73 | 22 | —  | 150 | 90  |
| 140200040013 | 40 x 1 1/4" | 73  | 99  | 73 | 20 | —  | 150 | 90  |
| 140200040015 | 40 x 1 1/2" | 73  | 98  | 73 | 22 | —  | 150 | 100 |
| 140200040020 | 40 x 2"     | 92  | 110 | 80 | 26 | —  | 100 | 220 |
| 140200050015 | 50 x 1 1/2" | 92  | 107 | 80 | 22 | —  | 100 | 150 |
| 140200050020 | 50 x 2"     | 92  | 110 | 90 | 26 | —  | 100 | 150 |
| 140200063020 | 63 x 2"     | 106 | 120 | 99 | 26 | —  | 60  | 270 |

# Female Adaptor

140300

## Enlace Mixto Rosca Hembra

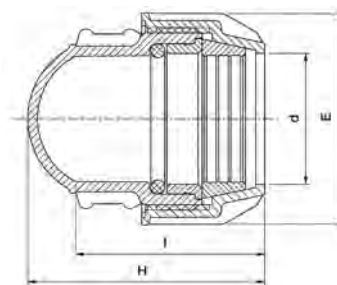


| Product Code | Size d x Rp | E   | H   | I  | I2 | UB | UC  | W   |
|--------------|-------------|-----|-----|----|----|----|-----|-----|
| 140300016005 | 16 x 1/2"   | 39  | 77  | 55 | 19 | 10 | 500 | 40  |
| 140300016007 | 16 x 3/4"   | 39  | 79  | 56 | 19 | 10 | 500 | 40  |
| 140300020005 | 20 x 1/2"   | 42  | 71  | 51 | 18 | 10 | 600 | 30  |
| 140300020007 | 20 x 3/4"   | 42  | 72  | 51 | 19 | 10 | 600 | 30  |
| 140300020010 | 20 x 1"     | 50  | 80  | 54 | 21 | 10 | 300 | 30  |
| 140300025007 | 25 x 3/4"   | 50  | 75  | 54 | 19 | 10 | 400 | 40  |
| 140300025010 | 25 x 1"     | 50  | 80  | 54 | 21 | 10 | 400 | 40  |
| 140300032007 | 32 x 3/4"   | 61  | 82  | 61 | 19 | 10 | 280 | 60  |
| 140300032010 | 32 x 1"     | 61  | 84  | 61 | 21 | 10 | 230 | 60  |
| 140300032013 | 32 x 1 1/4" | 73  | 101 | 73 | 25 | 5  | 150 | 70  |
| 140300032015 | 32 x 1 1/2" | 73  | 101 | 73 | 25 | —  | 150 | 120 |
| 140300040010 | 40 x 1"     | 73  | 97  | 73 | 21 | —  | 150 | 100 |
| 140300040013 | 40 x 1 1/4" | 73  | 101 | 73 | 25 | —  | 150 | 110 |
| 140300040015 | 40 x 1 1/2" | 73  | 101 | 73 | 25 | —  | 150 | 120 |
| 140300050015 | 50 x 1 1/2" | 92  | 107 | 82 | 25 | —  | 90  | 170 |
| 140300050020 | 50 x 2"     | 92  | 112 | 82 | 30 | —  | 90  | 190 |
| 140300063020 | 63 x 2"     | 106 | 119 | 86 | 30 | —  | 60  | 260 |

# End Plug

141200

## Tapón Final

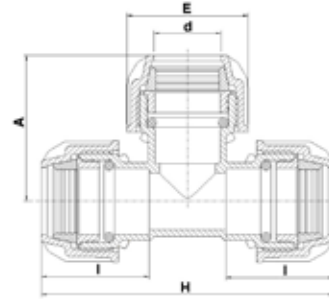


| Product Code | Size d | E   | H   | I  | UB | UC  | W  |
|--------------|--------|-----|-----|----|----|-----|----|
| 141200025    | 25     | 50  | 59  | 48 | 10 | 520 | 30 |
| 141200032    | 32     | 61  | 67  | 54 | 10 | 330 | 53 |
| 141200040    | 40     | 73  | 80  | 67 | —  | 180 | 80 |
| 141200050    | 50     | 92  | 93  | 71 | —  | 100 | 54 |
| 141200063    | 63     | 105 | 112 | 80 | —  | 60  | 86 |

## 90° Tee

140400

Te de 90°

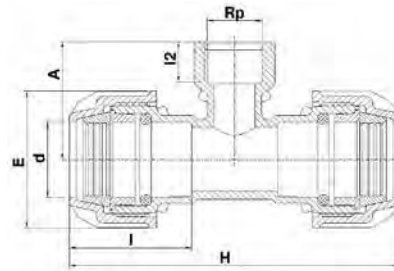


| Product Code | Size d x d x d | E   | H   | I  | A   | UB | UC  | W   |
|--------------|----------------|-----|-----|----|-----|----|-----|-----|
| 140400016    | 16 x 16 x 16   | 39  | 126 | 50 | 63  | 10 | 200 | 79  |
| 140400020    | 20 x 20 x 20   | 42  | 113 | 43 | 57  | 10 | 250 | 77  |
| 140400025    | 25 x 25 x 25   | 50  | 124 | 47 | 60  | 10 | 170 | 85  |
| 140400032    | 32 x 32 x 32   | 61  | 150 | 56 | 75  | 5  | 100 | 148 |
| 140400040    | 40 x 40 x 40   | 73  | 173 | 62 | 86  | —  | 60  | 244 |
| 140400050    | 50 x 50 x 50   | 92  | 207 | 74 | 104 | —  | 32  | 394 |
| 140400063    | 63 x 63 x 63   | 106 | 239 | 82 | 119 | —  | 20  | 643 |

## 90° Tee with Threaded Female Offtake

141400

Te de 90° Compresión Rosca Hembra

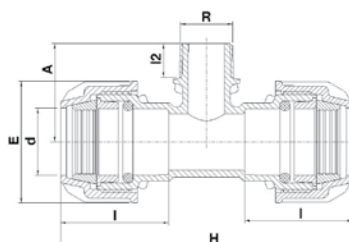


| Product Code | Size d x Rp x d  | E   | H   | I  | I2 | A  | UB | UC  | W   |
|--------------|------------------|-----|-----|----|----|----|----|-----|-----|
| 141400016005 | 16 x 1/2" x 16   | 39  | 124 | 51 | 19 | 30 | 10 | 240 | 66  |
| 141400016007 | 16 x 3/4" x 16   | 39  | 122 | 50 | 19 | 30 | 10 | 240 | 59  |
| 141400020005 | 20 x 1/2" x 20   | 42  | 113 | 44 | 18 | 43 | 10 | 320 | 48  |
| 141400020007 | 20 x 3/4" x 20   | 42  | 113 | 44 | 19 | 45 | 10 | 320 | 50  |
| 141400025005 | 25 x 1/2" x 25   | 50  | 123 | 48 | 18 | 45 | 10 | 200 | 71  |
| 141400025007 | 25 x 3/4" x 25   | 50  | 123 | 48 | 19 | 48 | 10 | 200 | 71  |
| 141400025010 | 25 x 1" x 25     | 50  | 123 | 48 | 21 | 50 | 10 | 200 | 75  |
| 141400025013 | 25 x 1 1/4" x 25 | 73  | 173 | 62 | 25 | 67 | 5  | 70  | —   |
| 141400032005 | 32 x 1/2" x 32   | 61  | 150 | 56 | 18 | 49 | 5  | 120 | 120 |
| 141400032007 | 32 x 3/4" x 32   | 61  | 150 | 56 | 19 | 52 | 5  | 120 | 118 |
| 141400032010 | 32 x 1" x 32     | 61  | 150 | 56 | 21 | 55 | 5  | 120 | 123 |
| 141400032013 | 32 x 1 1/4" x 32 | 73  | 173 | 62 | 25 | 67 | 5  | 70  | 270 |
| 141400032015 | 32 x 1 1/2" x 32 | 73  | 173 | 62 | 25 | 68 | 5  | 60  | 280 |
| 141400040010 | 40 x 1" x 40     | 73  | 173 | 62 | 21 | 63 | —  | 70  | 188 |
| 141400040013 | 40 x 1 1/4" x 40 | 73  | 173 | 62 | 25 | 67 | —  | 70  | 207 |
| 141400040015 | 40 x 1 1/2" x 40 | 73  | 173 | 62 | 25 | 68 | —  | 60  | 204 |
| 141400040020 | 40 x 2" x 40     | 92  | 200 | 72 | 30 | 79 | —  | 40  | 490 |
| 141400050015 | 50 x 1 1/2" x 50 | 92  | 200 | 72 | 25 | 73 | —  | 40  | 323 |
| 141400050020 | 50 x 2" x 50     | 92  | 200 | 72 | 30 | 79 | —  | 40  | 348 |
| 141400063020 | 63 x 2" x 63     | 106 | 239 | 82 | 30 | 86 | —  | 20  | 522 |

## 90° Tee with Threaded Male Offtake

148400

Te de 90° Compresión Rosca Macho

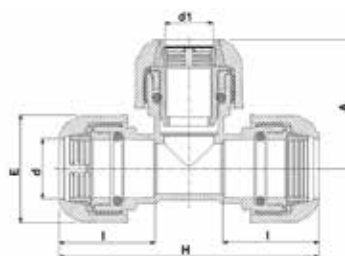


| Product Code | Size d x R x d   | E   | H   | I  | I2 | A  | UB | UC  | W   |
|--------------|------------------|-----|-----|----|----|----|----|-----|-----|
| 148400016005 | 16 x 1/2" x 16   | 42  | 113 | 44 | 17 | 44 | 10 | 300 | 33  |
| 148400016007 | 16 x 3/4" x 16   | 39  | 113 | 44 | 18 | 45 | 10 | 300 | 35  |
| 148400020005 | 20 x 1/2" x 20   | 42  | 113 | 44 | 17 | 44 | 10 | 300 | 44  |
| 148400020007 | 20 x 3/4" x 20   | 42  | 113 | 44 | 18 | 45 | 10 | 300 | 45  |
| 148400025005 | 25 x 1/2" x 25   | 50  | 124 | 48 | 17 | 45 | 10 | 220 | 63  |
| 148400025007 | 25 x 3/4" x 25   | 50  | 124 | 48 | 18 | 47 | 10 | 220 | 67  |
| 148400032007 | 32 x 3/4" x 32   | 61  | 150 | 56 | 18 | 49 | 5  | 120 | 112 |
| 148400032010 | 32 x 1" x 32     | 61  | 150 | 56 | 20 | 53 | 5  | 120 | 114 |
| 148400040010 | 40 x 1" x 40     | 73  | 173 | 62 | 20 | 65 | —  | 70  | 182 |
| 148400040013 | 40 x 1 1/4" x 40 | 73  | 173 | 62 | 22 | 68 | —  | 70  | 189 |
| 148400040015 | 40 x 1 1/2" x 40 | 73  | 173 | 62 | 22 | 69 | —  | 70  | 192 |
| 148400050015 | 50 x 1 1/2" x 50 | 92  | 207 | 72 | 22 | 73 | —  | 40  | 308 |
| 148400050020 | 50 x 2" x 50     | 92  | 207 | 72 | 26 | 77 | —  | 40  | 316 |
| 148400063020 | 63 x 2" x 63     | 106 | 239 | 82 | 26 | 84 | —  | 24  | 486 |

## 90° Reducing Tee with Irrifit Outlet

143400

Te de 90° Reductor



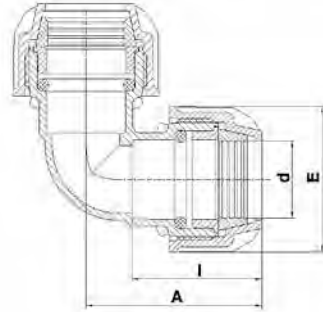
| Product Code | Size d x d1 x d | E   | H   | I  | A   | UB | UC  | W   |
|--------------|-----------------|-----|-----|----|-----|----|-----|-----|
| 143400020016 | 20 x 16 x 20    | 42  | 113 | 44 | 48  | 10 | 300 | 60  |
| 143400025016 | 25 x 16 x 25    | 50  | 124 | 48 | 50  | 10 | 200 | 70  |
| 143400032016 | 32 x 16 x 32    | 61  | 150 | 56 | 54  | 5  | 100 | 120 |
| 143400020020 |                 |     |     |    |     | 10 | 180 | 70  |
| 143400025020 | 25 x 20 x 25    | 50  | 124 | 47 | 60  | 5  | 170 | 80  |
| 143400032020 | 32 x 20 x 32    | 61  | 150 | 56 | 75  | 5  | 100 | 170 |
| 143400032025 | 32 x 25 x 32    | 61  | 150 | 56 | 75  | 5  | 100 | 170 |
| 143400040025 | 40 x 25 x 40    | 73  | 173 | 62 | 86  |    | 60  | 290 |
| 143400040032 | 40 x 32 x 40    | 73  | 173 | 62 | 86  |    | 60  | 250 |
| 143400050025 | 50 x 25 x 50    | 92  | 207 | 74 | 104 |    | 32  | 500 |
| 143400050032 | 50 x 32 x 50    | 92  | 207 | 74 | 104 |    | 32  | 500 |
| 143400050040 | 50 x 40 x 50    | 92  | 207 | 74 | 104 |    | 32  | 500 |
| 143400063032 | 63 x 32 x 63    | 106 | 239 | 82 | 119 |    | 20  | 770 |
| 143400063040 | 63 x 40 x 63    | 106 | 239 | 82 | 119 |    | 20  | 770 |
| 143400063050 | 63 x 50 x 63    | 106 | 239 | 82 | 119 |    | 20  | 680 |



## 90° Elbow

140500

Codo de 90°

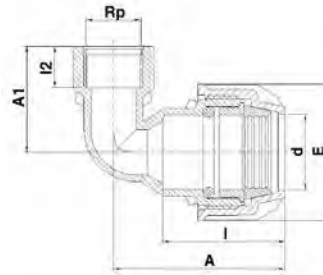


| Product Code | Size d x d | E   | I  | A   | UB | UC  | W   |
|--------------|------------|-----|----|-----|----|-----|-----|
| 140500016    | 16 x 16    | 39  | 51 | 64  | 10 | 350 | 50  |
| 140500020    | 20 x 20    | 42  | 43 | 57  | 10 | 440 | 38  |
| 140500025    | 25 x 25    | 50  | 47 | 62  | 10 | 250 | 59  |
| 140500032    | 32 x 32    | 61  | 56 | 75  | 10 | 150 | 102 |
| 140500040    | 40 x 40    | 73  | 62 | 86  | —  | 90  | 164 |
| 140500050    | 50 x 50    | 92  | 74 | 104 | —  | 50  | 276 |
| 140500063    | 63 x 63    | 106 | 82 | 119 | —  | 32  | 442 |

## 90° Elbow with Threaded Female Offtake

141500

Codo de 90° Compresión Rosca Hembra

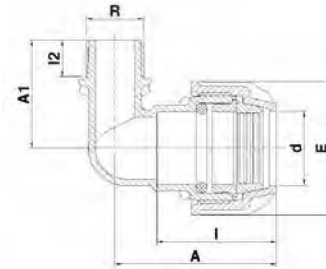


| Product Code | Size d x Rp | E   | I  | I2 | A   | A1 | UB | UC  | W   |
|--------------|-------------|-----|----|----|-----|----|----|-----|-----|
| 141500016005 | 16 x 1/2"   | 39  | 50 | 19 | 66  | 39 | 10 | 500 | 39  |
| 141500020005 | 20 x 1/2"   | 42  | 44 | 17 | 56  | 42 | 10 | 600 | 29  |
| 141500020007 | 20 x 3/4"   | 42  | 44 | 18 | 56  | 42 | 10 | 500 | 30  |
| 141500025005 | 25 x 1/2"   | 50  | 48 | 18 | 68  | 45 | 10 | 380 | 44  |
| 141500025007 | 25 x 3/4"   | 50  | 48 | 18 | 68  | 45 | 10 | 380 | 43  |
| 141500025010 | 25 x 1"     | 50  | 48 | 21 | 68  | 50 | 10 | 340 | 48  |
| 141500032007 | 32 x 3/4"   | 61  | 56 | 18 | 75  | 47 | 10 | 220 | 64  |
| 141500032010 | 32 x 1"     | 61  | 56 | 21 | 75  | 60 | 10 | 200 | 70  |
| 141500032013 | 32 x 1 1/4" | 61  | 56 | 25 | 75  | 66 | 10 | 160 | 91  |
| 141500040013 | 40 x 1 1/4" | 73  | 62 | 25 | 86  | 70 | —  | 120 | 130 |
| 141500040015 | 40 x 1 1/2" | 73  | 62 | 25 | 86  | 70 | —  | 110 | 141 |
| 141500040020 | 40 x 2"     | 92  | 72 | 30 | 102 | 79 | 70 | 1   | 300 |
| 141500050015 | 50 x 1 1/2" | 92  | 74 | 25 | 102 | 79 | —  | 70  | 203 |
| 141500050020 | 50 x 2"     | 92  | 74 | 30 | 102 | 79 | —  | 70  | 226 |
| 141500063020 | 63 x 2"     | 106 | 82 | 30 | 115 | 86 | —  | 44  | 327 |

## 90° Elbow with Threaded Male Offtake

148500

Codo de 90° Compresión Rosca Macho

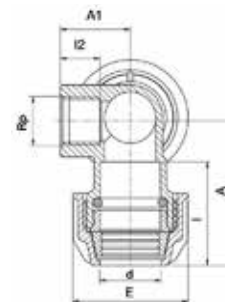


| Product Code | Size d x R  | E   | I  | I2 | A   | A1 | UB | UC  | W   |
|--------------|-------------|-----|----|----|-----|----|----|-----|-----|
| 148500016005 | 16 x 1/2"   | 39  | 58 | 17 | 70  | 44 | 10 | 600 | 28  |
| 148500016007 | 16 x 3/4"   | 39  | 58 | 18 | 70  | 45 | 10 | 600 | 28  |
| 148500020005 | 20 x 1/2"   | 42  | 43 | 17 | 57  | 44 | 10 | 600 | 26  |
| 148500020007 | 20 x 3/4"   | 42  | 43 | 18 | 57  | 45 | 10 | 600 | 29  |
| 148500025005 | 25 x 1/2"   | 50  | 47 | 17 | 62  | 45 | 10 | 400 | 36  |
| 148500025007 | 25 x 3/4"   | 50  | 47 | 18 | 62  | 47 | 10 | 400 | 39  |
| 148500025010 | 25 x 1"     | 50  | 47 | 19 | 62  | 49 | 10 | 400 | 39  |
| 148500032005 | 32 x 1/2"   | 61  | 56 | 17 | 75  | 49 | 10 | 240 | 65  |
| 148500032007 | 32 x 3/4"   | 61  | 56 | 18 | 75  | 49 | 10 | 240 | 62  |
| 148500032010 | 32 x 1"     | 61  | 56 | 20 | 75  | 53 | 10 | 240 | 66  |
| 148500040010 | 40 x 1"     | 73  | 62 | 20 | 86  | 65 | —  | 120 | 103 |
| 148500040013 | 40 x 1 1/4" | 73  | 62 | 22 | 86  | 68 | —  | 120 | 114 |
| 148500040015 | 40 x 1 1/2" | 73  | 62 | 22 | 86  | 69 | —  | 120 | 121 |
| 148500050015 | 50 x 1 1/2" | 92  | 74 | 22 | 104 | 73 | —  | 70  | 176 |
| 148500050020 | 50 x 2"     | 92  | 74 | 26 | 104 | 77 | —  | 70  | 192 |
| 148500063020 | 63 x 2"     | 106 | 82 | 26 | 119 | 84 | —  | 48  | 248 |

## Corner Elbow

146500

Codo de Esquina

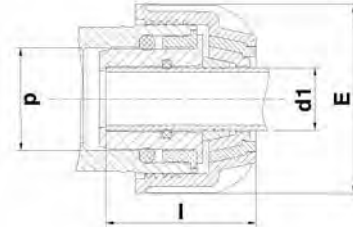



| Product Code | Size d x Rp | E  | I  | I2 | A  | A1 | UB | UC  | W  |
|--------------|-------------|----|----|----|----|----|----|-----|----|
| 146500020005 | 20 x 1/2"   | 42 | 39 | 17 | 58 | 30 | 10 | 350 | 50 |
| 146500025005 | 25 x 1/2"   | 50 | 44 | 17 | 62 | 30 | 10 | 250 | 70 |
| 146500025007 | 25 x 3/4"   | 50 | 44 | 17 | 62 | 30 | 10 | 250 | 60 |

## Reducing Set

149300

Juego Reductor



| Product Code | Size d x d1 | E   | I  | UB | UC  | W   |
|--------------|-------------|-----|----|----|-----|-----|
| 149300025020 | 25 x 20     | 50  | 42 | 10 | 450 | 28  |
| 149300032020 | 32 x 20     | 61  | 48 | 10 | 400 | 33  |
| 149300032025 | 32 x 25     | 61  | 46 | 10 | 360 | 29  |
| 149300040020 | 40 x 20     | 73  | 55 | 10 | 180 | 60  |
| 149300040025 | 40 x 32     | 73  | 55 | 10 | 180 | 70  |
| 149300040032 | 40 x 32     | 73  | 55 | 10 | 250 | 48  |
| 149300050025 | 50 x 25     | 92  | 59 | 5  | 200 | 83  |
| 149300050032 | 50 x 32     | 92  | 64 | 5  | 200 | 79  |
| 149300050040 | 50 x 40     | 92  | 62 | 5  | 200 | 75  |
| 149300063025 | 63 x 25     | 106 | 63 | 1  | 100 | 150 |
| 149300063032 | 63 x 32     | 106 | 68 | 1  | 100 | 144 |
| 149300063040 | 63 x 40     | 106 | 74 | 1  | 100 | 136 |
| 149300063050 | 63 x 50     | 106 | 72 | 1  | 100 | 128 |

## Coupler Union Adaptor

1401M0

Enlace Recto Con Racor

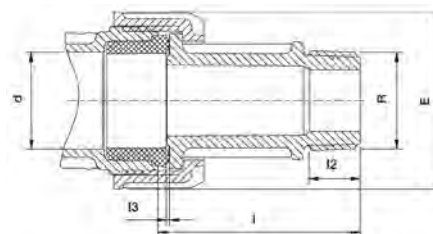


| Product Code | Size d x d1 | UB | UC  | W  |
|--------------|-------------|----|-----|----|
| 1401M0032007 | 32 x 3/4"   | 5  | 100 | 9  |
| 1401M0032010 | 32 x 1"     | 5  | 100 | 12 |
| 1401M0040010 | 40 x 1"     | —  | 60  | 13 |
| 1401M0040015 | 40 x 1 1/2" | —  | 60  | 14 |
| 1401M0050015 | 50 x 1 1/2" | —  | 40  | 24 |
| 1401M0050020 | 50 x 2"     | —  | 40  | 23 |
| 1401M0063015 | 63 x 1 1/2" | —  | 25  | 38 |
| 1401M0063020 | 63 x 2"     | —  | 25  | 49 |

# Union Adaptor

1498M0

## Adaptador A Rosca Macho

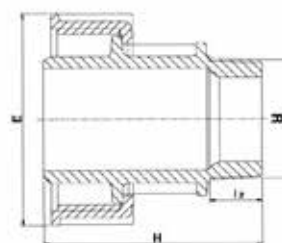


| Product Code | Size d x R  | E   | I  | I2 | I3 | UB | UC  | W   |
|--------------|-------------|-----|----|----|----|----|-----|-----|
| 1498M0032007 | 32 x 3/4"   | 61  | 68 | 18 | 1  | 1  | 180 | 77  |
| 1498M0032010 | 32 x 1"     | 61  | 69 | 20 | 1  | 1  | 180 | 55  |
| 1498M0040010 | 40 x 1"     | 73  | 70 | 20 | 1  | 1  | 130 | 142 |
| 1498M0040015 | 40 x 1 1/2" | 73  | 71 | 22 | 1  | 1  | 130 | 89  |
| 1498M0050015 | 50 x 1 1/2" | 92  | 73 | 24 | 1  | 1  | 80  | 126 |
| 1498M0050020 | 50 x 2"     | 92  | 79 | 27 | 1  | 1  | 80  | 133 |
| 1498M0063015 | 63 x 1 1/2" | 106 | 75 | 22 | 1  | 1  | 60  | —   |
| 1498M0063020 | 63 x 2"     | 106 | 77 | 26 | 1  | 1  | 60  | 306 |

# Threaded Adaptor

142500

## Adaptador Roscado

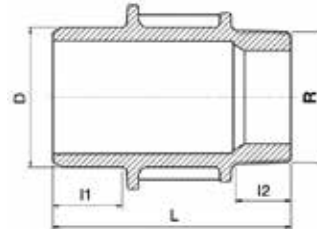


| Product Code | Size d x R  | E   | H   | I2 | UB | UC  | W   |
|--------------|-------------|-----|-----|----|----|-----|-----|
| 142500032005 | 32 x 1/2"   | 61  | 84  | 17 | 1  | 180 | 50  |
| 142500032007 | 32 x 3/4"   | 61  | 85  | 18 | 1  | 180 | 50  |
| 142500032010 | 32 x 1"     | 61  | 87  | 20 | 1  | 180 | 52  |
| 142500040010 | 40 x 1"     | 74  | 99  | 20 | 1  | 130 | 75  |
| 142500040013 | 40 x 1 1/4" | 74  | 100 | 22 | 1  | 130 | 77  |
| 142500040015 | 40 x 1 1/2" | 74  | 100 | 22 | 1  | 130 | 82  |
| 142500050010 | 50 x 1"     | 92  | 102 | 20 | 1  | 80  | 118 |
| 142500050013 | 50 x 1 1/4" | 92  | 104 | 22 | 1  | 80  | 122 |
| 142500050015 | 50 x 1 1/2" | 92  | 104 | 22 | 1  | 80  | 120 |
| 142500050020 | 50 x 2"     | 92  | 107 | 26 | 1  | 80  | 130 |
| 142500063010 | 63 x 1"     | 106 | 118 | 20 | 1  | 60  | 186 |
| 142500063013 | 63 x 1 1/4" | 106 | 121 | 22 | 1  | 60  | 189 |
| 142500063015 | 63 x 1 1/2" | 106 | 121 | 22 | 1  | 60  | 191 |
| 142500063020 | 63 x 2"     | 106 | 124 | 26 | 1  | 60  | 196 |
| 142500063025 | 63 x 2 1/2" | 106 | 126 | 29 | 1  | 60  | 210 |

## Threaded Male Adaptor

078901

Adaptador Compresión Rosca Macho



| Product Code  | Size d x R  | L   | I1 | I2 | UB | UC  | W   |
|---------------|-------------|-----|----|----|----|-----|-----|
| 078901025005P | 25 x 1/2"   | 79  | 29 | 17 | 10 | 500 | 17  |
| 078901025007P | 25 x 3/4"   | 80  | 29 | 18 | 10 | 500 | 20  |
| 078901032005P | 32 x 1/2"   | 84  | 27 | 17 | 10 | 400 | 34  |
| 078901032007P | 32 x 3/4"   | 85  | 27 | 18 | 10 | 400 | 35  |
| 078901032010P | 32 x 1"     | 87  | 27 | 20 | 10 | 400 | 37  |
| 078901040010P | 40 x 1"     | 99  | 33 | 20 | —  | 220 | 54  |
| 078901040013P | 40 x 1 1/4" | 100 | 33 | 22 | —  | 220 | 57  |
| 078901040015P | 40 x 1 1/2" | 100 | 33 | 22 | —  | 220 | 61  |
| 078901050010P | 50 x 1"     | 102 | 34 | 20 | —  | 140 | 80  |
| 078901050013P | 50 x 1 1/4" | 104 | 34 | 22 | —  | 140 | 40  |
| 078901050015P | 50 x 1 1/2" | 104 | 34 | 22 | —  | 140 | 84  |
| 078901050020P | 50 x 2"     | 107 | 34 | 26 | —  | 140 | 91  |
| 078901063010P | 63 x 1"     | 118 | 50 | 20 | —  | 80  | 178 |
| 078901063013P | 63 x 1 1/4" | 121 | 50 | 22 | —  | 80  | 140 |
| 078901063015P | 63 x 1 1/2" | 121 | 50 | 22 | —  | 80  | 140 |
| 078901063020P | 63 x 2"     | 124 | 50 | 26 | —  | 80  | 146 |
| 078901063025P | 63 x 2 1/2" | 126 | 50 | 29 | —  | 80  | 158 |

## Nut for Threaded Adaptor

148940

Tuerca para Adaptador de Compresión



| Product Code | Size d | UB | UC  | W  |
|--------------|--------|----|-----|----|
| 148940032P   | 32     | 10 | 400 | 15 |
| 148940040P   | 40     | —  | 200 | 20 |
| 148940050P   | 50     | —  | 140 | 40 |
| 148940063P   | 63     | 5  | 120 | 70 |

# Nut

140040

Racor



| Product Code | Size d | UB | UC   | W   |
|--------------|--------|----|------|-----|
| 140040016P   | 16     | —  | —    | 10  |
| 140040020P   | 20     | 10 | 1600 | 8   |
| 140040025P   | 25     | 10 | 1000 | 12  |
| 140040032P   | 32     | 10 | 500  | 21  |
| 140040040P   | 40     | —  | 330  | 34  |
| 140040050P   | 50     | —  | 180  | 68  |
| 140040063P   | 63     | —  | 100  | 110 |

# Split Ring - Polyacetal

140030

Casquillo de Apriete (acetal)



| Product Code | Size d | UB  | UC    | W  |
|--------------|--------|-----|-------|----|
| 070030016P   | 16     | 100 | 12000 | 1  |
| 140030020P   | 20     | 100 | 12000 | 2  |
| 140030025P   | 25     | 100 | 7000  | 3  |
| 140030032P   | 32     | 50  | 4200  | 4  |
| 140030040P   | 40     | —   | 2000  | 8  |
| 140030050P   | 50     | —   | 1200  | 12 |
| 140030063P   | 63     | —   | 600   | 24 |

## O-Ring

070020

Junta Tórica/Seil



| Product Code | Size d | E1 | e | UB  | UC    | W  |
|--------------|--------|----|---|-----|-------|----|
| 070020016    | 16     | 15 | 3 | 100 | 30000 | 1  |
| 070020020    | 20     | 19 | 3 | 100 | 32000 | 1  |
| 070020025    | 25     | 24 | 4 | 100 | 12000 | 1  |
| 070020032    | 32     | 31 | 5 | 100 | 8000  | 2  |
| 070020040    | 40     | 39 | 6 | 50  | 4000  | 5  |
| 070020050    | 50     | 49 | 7 | 50  | 2500  | 8  |
| 070020063    | 63     | 62 | 7 | 50  | 2000  | 10 |

## Insert

140050

Inserto de PP



| Product Code | Size d | UB  | UC    | W  |
|--------------|--------|-----|-------|----|
| 070050016P   | 16     | 100 | 8700  | 1  |
| 140050020P   | 20     | 100 | 10000 | 1  |
| 140050025P   | 25     | —   | 5500  | 2  |
| 140050032P   | 32     | 50  | 3000  | 4  |
| 140050040P   | 40     | —   | 2000  | 6  |
| 140050050P   | 50     | —   | 1000  | 9  |
| 140050063P   | 63     | —   | 500   | 15 |

# Technical Specifications

## Installation Instructions For Fittings

### 16mm - 63mm

- Cut the pipe square, chamfer the end of the pipe
- Undo the nut to the last thread. Leave the nut on the fitting while inserting the pipe.
- Twist the pipe into the fitting\* through the split ring and rubber seal to the pipe stop Tighten the nut firmly. Use a PLASSON wrench (or similar tool) for final tightening of sizes 40 and above.
- The nut should be closed tightly, however there is no need for the nut to actually meet the body shoulder.

\* Lubrication and chamfering of the pipe end will ease insertion of the pipe (use silicone lubricant).

### Note

Before installation ensure that the end of the pipe to be inserted into the fitting is free of scratches and other imperfections and that both the pipe and the fitting itself are clean of sand, mud, stones etc.

Do not over tighten nut when closing. Never use wrenches or spanners with handle lengths longer than 46 cm - excessive torque during tightening can spread nut cone and result in pull outs.

If fittings are reused, ensure split ring is sharp and bites into pipe to avoid pull outs. Alternatively replace split ring.

We strongly recommend the use of PTFE tape in threaded connections.

| Legend |                  |
|--------|------------------|
| UB     | Units par bag    |
| UC     | Units per carton |
| W      | Weight in grams  |

## Technical Specifications

**PLASSON Silver Line** - These fittings have been specially designed for joining polyethylene pipes used with a working pressure up to 10 bar. They are designed and approved according to ISO 17885 (replaced ISO 14236) and are available in sizes 16 - 63mm.

### Features

- Perfectly watertight
- Extremely simple to use
- Easy and fast to reuse
- Designed with a captive O-ring
- Frost proof
- Suitable for outdoor use in direct sunlight
- Highly impact resistant

### Materials

**Body:** Polypropylene, high-grade copolymer

**Nut:** Polypropylene, high-grade copolymer

**Split Ring:** Polyacetal (POM)

**Seal:** Nitrile rubber (EPDM)

### Operating Temperatures

The fittings are not to be used with hot water, although they withstand the same temperature as the polyethylene pipe itself. The fittings and valves will withstand sub-zero temperatures.

### Threads

Threads marked "R", "Rp" and "Rc" are according to ISO 7-1.

Threads marked "G" are according to ISO 228.



## Especificaciones Técnicas

### Installation Instructions Para accesorios de 16mm - 63mm

- Corte el tubo al tamaño requerido y realice el biselado al final del tubo
- Retire el racor hasta su última rosca dejándolo en el accesorio durante el próximo paso.
- Introduzca el tubo con un movimiento circular dentro del accesorio pasando el casquillo de apriete y el sello hasta llegar al tope interno del accesorio
- Gire firmemente el racor en dirección del cuerpo del accesorio, utilizando la llave PLASSON (o similar) en los tamaños 40mm y mayores.
- Cierre el racor firmemente, aunque no es necesario cerrarlo hasta el tope.

\* A fin de facilitar la introducción es conveniente lubricar y biselar el tubo (con un lubricante que conforma las normas de aprobación de calidad del agua).

### Nota

Antes de la instalación asegure que:  
El extremo del tubo introducido no tenga imperfecciones o rayaduras. Tanto el tubo como el accesorio no tenga sobre los mismos arena, barro o piedras, etc. No cierre el racor con extremada fuerza, nunca use llaves con manijas más largas de 46 cm.

Un excesivo momento de torsión durante el cierre puede dañar el cono del racor y como resultado del mismo no permitir su propio funcionamiento. Si los accesorios son usados nuevamente después de su desarmado, constate que los dientes del casquillo de apriete permanecen afilados y se hincan en el tubo impidiendo el escape del tubo. Si no es así, cambie el casquillo de apriete.

Recomendamos utilizar cinta de PTFE para sellar todas las conexiones roscadas.

### Legend

|    |                     |
|----|---------------------|
| UB | Unidades por bolsa  |
| UC | Unidades por cartón |
| W  | Peso en gramos      |

### Especificaciones Técnicas

Los accesorios de la Línea Silver de **PLASSON** han sido diseñados para la unión de tuberías de polietileno de alta densidad usados con una presión de trabajo de hasta 10 bar. Están diseñados de acuerdo a las normas ISO y están disponibles en diámetros de 16 - 63mm.

### Características

- Estanqueidad completa
- Fácil instalación
- Rápida reutilización
- Diseñada con una junta tórica cautiva
- Resistencia a bajas temperaturas
- Frost Proof
- Resistentes para instalación a la intemperie
- Alta resistencia a golpes o impactos

### Materiales

**Cuerpo:** Polipropileno, block copolímero de alta calidad

**Racor:** Polipropileno, block copolímero de alta calidad

**Casquillo de apriete:** Polyacetal (POM)

**Junta tórica:** Nitrilo (EPDM)

### Temperaturas de Trabajo

Los accesorios no son recomendados para usar con agua caliente, aunque soportan las mismas temperaturas que las propias tuberías de polietileno.

Sin embargo pueden resistir temperaturas inferiores a los cero grados centígrados.

### Roscas

Roscas marcadas "R", "Rp" y "Rc" de conformidad con la normativa ISO 7-1.

Roscas "G" de conformidad con la normativa ISO 228.



Celebrating 60 Years of Innovation

— [www.plasson.com](http://www.plasson.com) —